


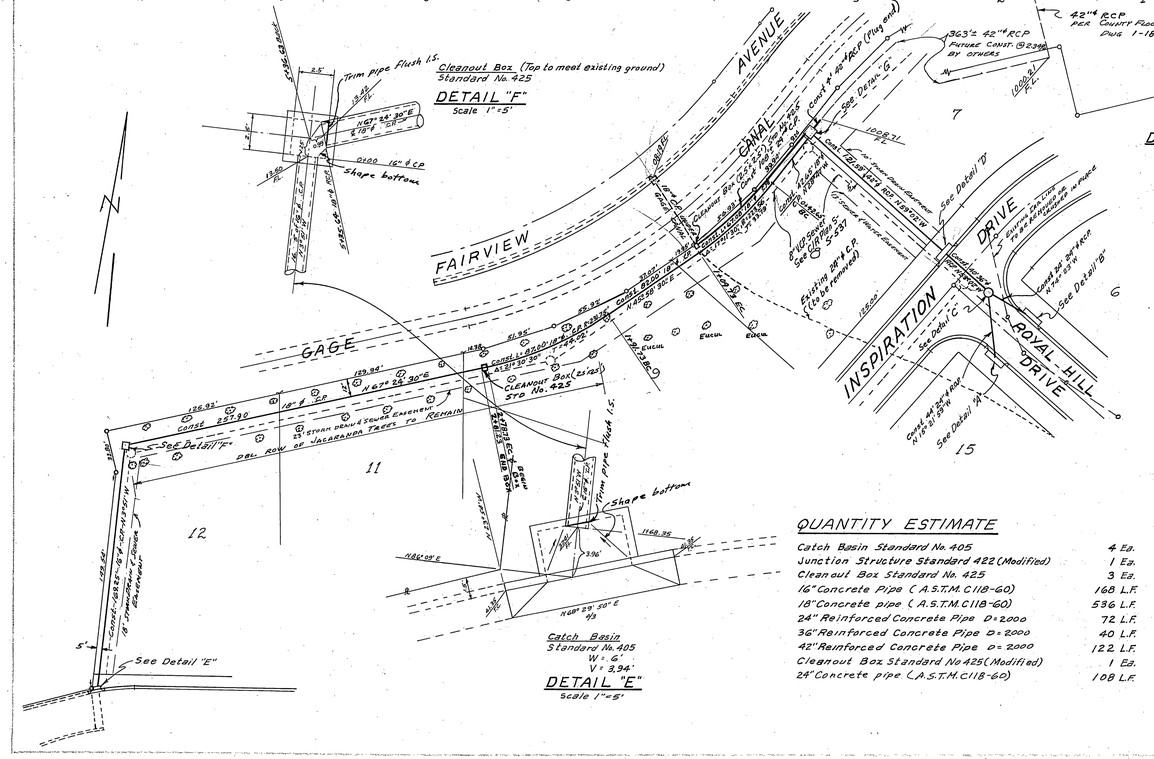


## QUANTITY ESTIMATE

| | |
|---|---|
| Catch Basin Standard No. 405 | 4 Ea. |
| Junction Structure Standard 422 (Modified) | 1 Ea. |
| Cleanout Box Standard No. 425 | 3 Ea. |
| 16" Concrete Pipe (A.S.T.M. C118-60) | 168 L.F. |
| 18" Concrete pipe (A.S.T.M. C118-60) | 536 L.F. |
| 24" Reinforced Concrete Pipe D=2000 | 72 L.F. |
| 36" Reinforced Concrete Pipe D=2000 | 40 L.F. |
| 42" Reinforced Concrete Pipe D=2000 | 122 L.F. |
| Cleanout Box Standard No 425 (Modified) | 1 Ea. |
| 24" Concrete pipe (A.S.T.M. C118-60) | 108 L.F. |

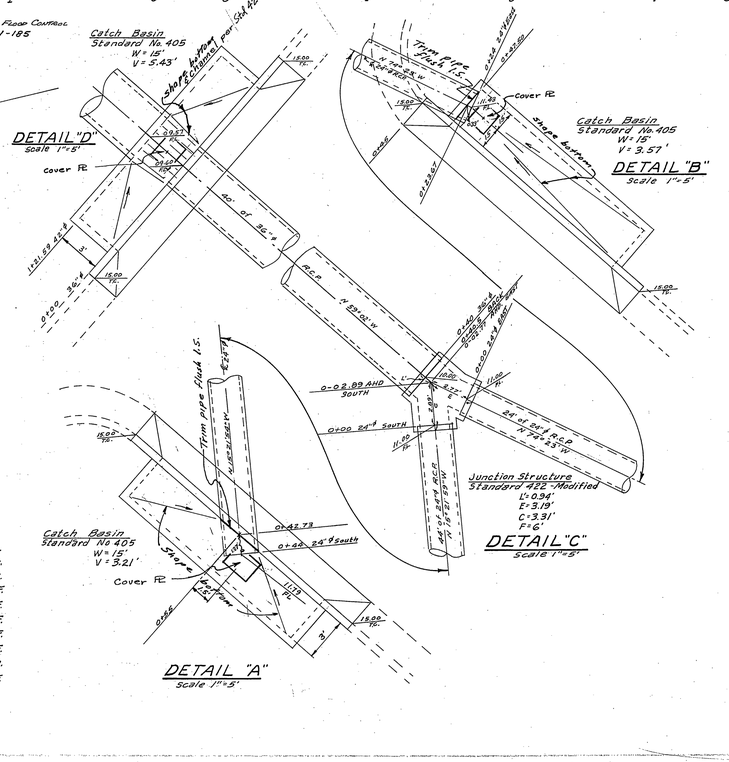


## BENCH MARK: Elev. 1051.25

Chisled X on S.E. Cor. of Street Light base W/side Shadow Hill.

## GENERAL NOTES:

1. Construction shall be in accordance with City of Riverside, Department of Public Works, Standard Specifications No 461 and Standard Drawings.
2. It shall be the responsibility of the contractor to clear the right of way in accordance with the provisions of the law as it affects each utility including irrigation lines and appurtenances and at no cost to the City.
3. Outlet and inlet pipes shall be trimmed to the final shape and length before concrete is poured.

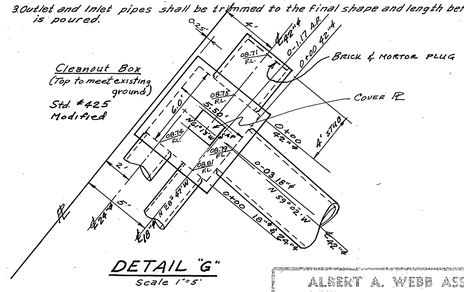


ALBERT A. WEBB ASSOCIATES
CIVIL ENGINEERS - RIVERSIDE, CALIFORNIA
APPROVED Donald N. Webb DATE 4/17/64
R.E. 9876

| REVISION | | |
|---|---|---|
| MARK | DATE | DESCRIPTION |

CITY OF RIVERSIDE, CALIFORNIA
DEPARTMENT OF PUBLIC WORKS

STORM DRAIN PLAN & PROFILE

TRACT No. 2827

| | | | |
|---|---|---|---|
| DATE April 1964 | SCALE 1" = 50' | APPROVED BY | |
| DRAWN B.E.L. | W.O. 63-328 | DIRECTOR OF PUBLIC WORKS | NO. D-112 |
| CHECKED | F.B. 541 | DATE 8-3-64 | SHEET 1 OF 1 |

Dwg. No. 63-328-D