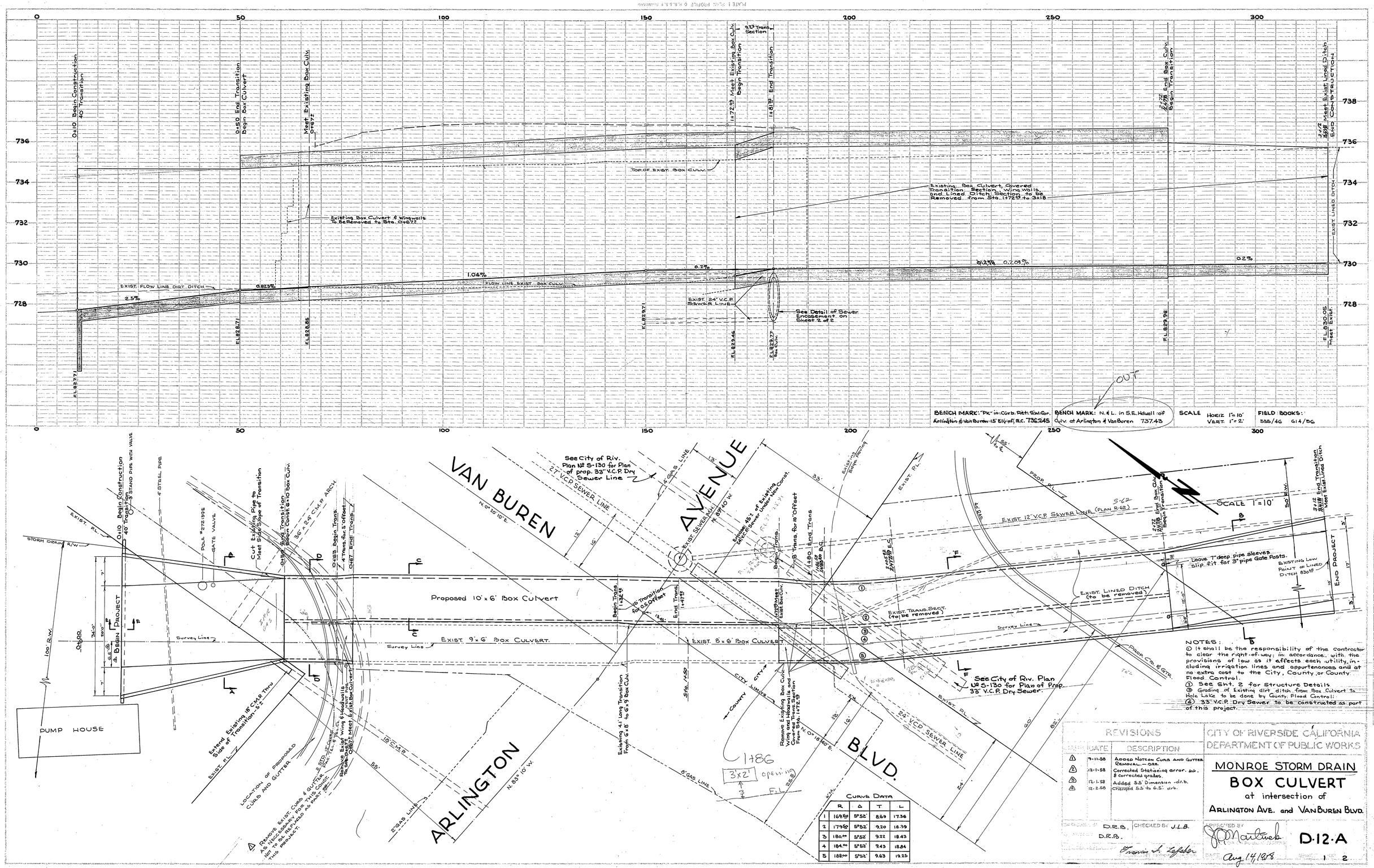

NOTES:

① It shall be the responsibility of the contractor to clear the right-of-way, in accordance with the provisions of law as it affects each utility, including irrigation lines and appurtenances and at no extra cost to the City, County or County Flood Control.

② See Sht. 2 for Structure Details

③ Grading of Existing dirt ditch from Box Culvert to Hole Lake to be done by County Flood Control.

④ 33" V.C.P. Dry Sewer to be constructed as part of this project.

Curve Data

	R	Δ	T	L
1	169.50'	5°52'	8.69	17.36
2	179.50'	5°52'	9.20	18.39
3	180.00'	5°52'	9.22	18.43
4	184.50'	5°52'	9.45	18.84
5	188.00'	5°52'	9.63	19.25

REVISIONS		
NUMBER	DATE	DESCRIPTION
1	9-11-58	Added Notes on Curb and Gutter Removal — DRB.
2	12-11-58	Corrected Stationing error. Inv. & corrected grades.
3	12-1-58	Added 5.5' Dimension - dr.b.
4	12-2-58	Changed 5.5' to 6.5' dr.b.

CITY OF RIVERSIDE, CALIFORNIA
DEPARTMENT OF PUBLIC WORKS

MONROE STORM DRAIN
BOX CULVERT
at intersection of
ARLINGTON AVE. and VAN BUREN BLVD.

DESIGNED BY D.R.B. CHECKED BY J.L.B.
DRAWN BY D.R.B.
Francis J. Lefler
APPROVED BY J. P. Martinez
DATE Aug 14 1958

D-12-A
1 2

PLAN
SUPPLEMENTAL CONTRACT
NO.
PROJECT
SHEET NO.
DATE

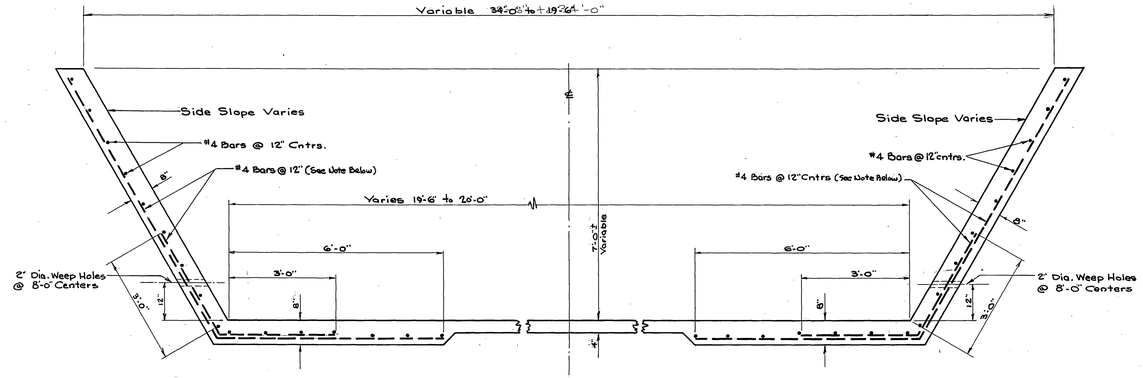

Sta. 0+10 to Sta. 0+50

SECTION "A-A"

Scale 1" = 2'

NOTE:
Where Side Slope is greater than ½:1 Replace #4 Bars with #5 Bars.
(#4 Bars - Sta. 0+10 to 0+20)
(#5 Bars - Sta. 0+20 to 0+50)

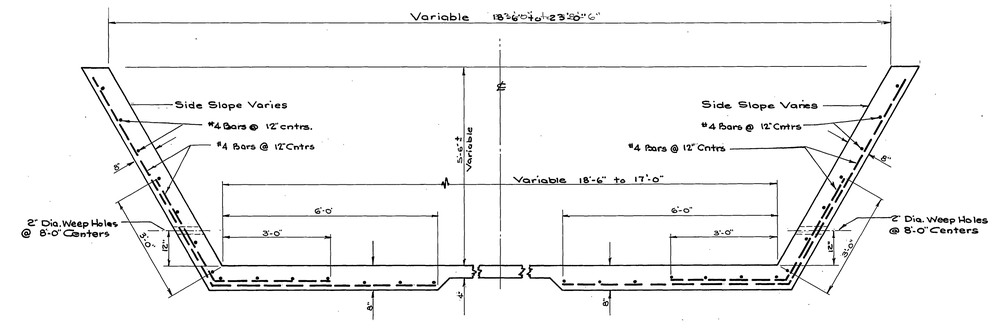

Sta. 2+78 to Sta. 3+10

SECTION "B-B"

Scale 1" = 2'

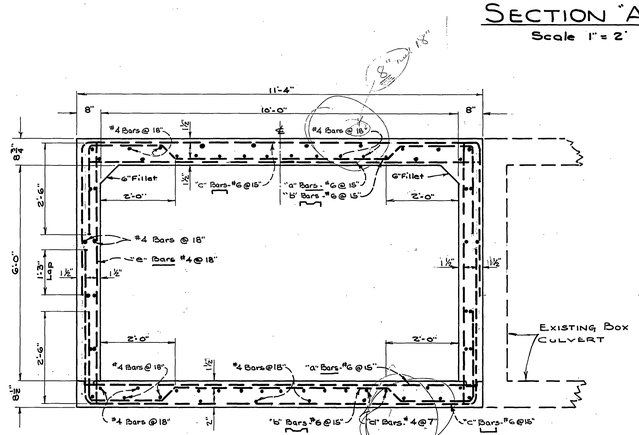

Sta. 0+67 to Sta. 1+72.09

SECTION "C-C"

Scale 1" = 2'

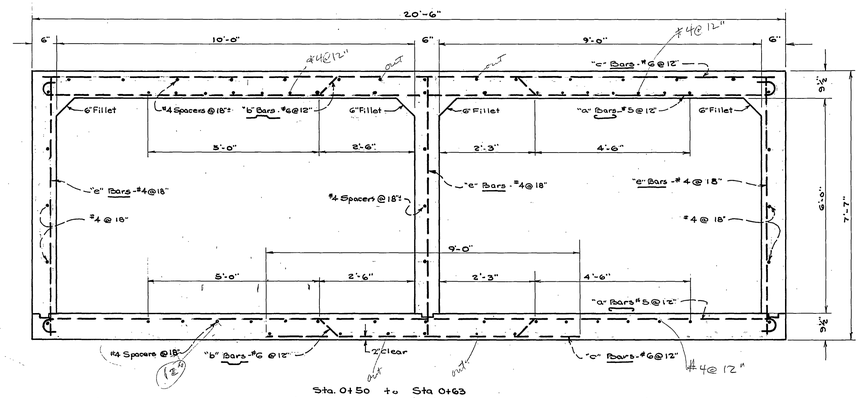

Sta. 0+50 to Sta. 0+63

SECTION "D-D"

Scale 1" = 2'

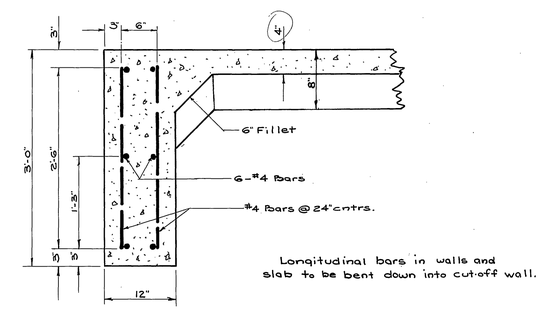

CUT-OFF WALL

SECTION "E-E"

Scale 1" = 1'

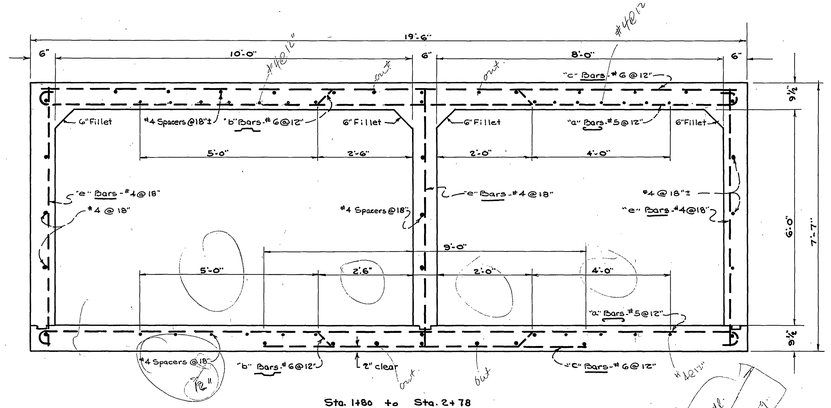

Sta. 1+80 to Sta. 2+78

SECTION "F-F"

Scale 1" = 2'

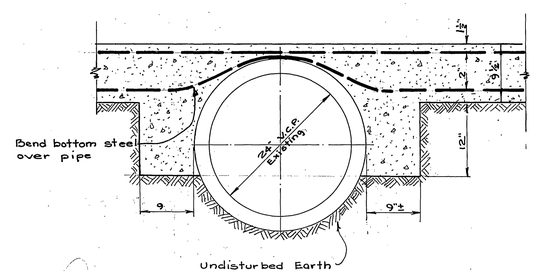

SEWER ENCASEMENT DETAIL

Scale 1" = 1'-0"

CONSTRUCTION NOTES & CULVERT:

Specifications: Standard Specifications dated August 1954 of the division of Highways, Department of Public Works, State of California and the Special Provisions accompanying plans.

GENERAL NOTES:

All exposed edges and corners shall be chamfered ¾".

Concrete to be Class "A" (6 sack/cu.yd.) with 1½" Maximum aggregate

Reinforcement to be round deformed bars. Embedment is 1½ Dia. clear, 1½" minimum, except as noted. Hooks to conform to Manual of Standard Practice A.C.I. Bar splices shall be 20 dia. unless otherwise noted. Deformations shall conform to ASTM A-305-49.

Bond lap location on side walls may be varied to facilitate steel tying in field.

REVISIONS			CITY OF RIVERSIDE CALIFORNIA
MARK	DATE	DESCRIPTION	DEPARTMENT OF PUBLIC WORKS

MONROE STORM DRAIN
BOX CULVERT
at intersection of
ARLINGTON AVE. and VAN BUREN BLVD.

DESIGNED BY D.R.P. CHECKED BY J.L.B.
DRAWN BY D.R.P.
RECOMMENDED BY Francis L. Lafler ENGINEER
APPROVED BY F. D. Montague DIRECTOR OF PUBLIC WORKS
DATE Aug. 14, 1958

D-12-A

SHEET 2 OF 2

MISSION BLUEPRINT CO.