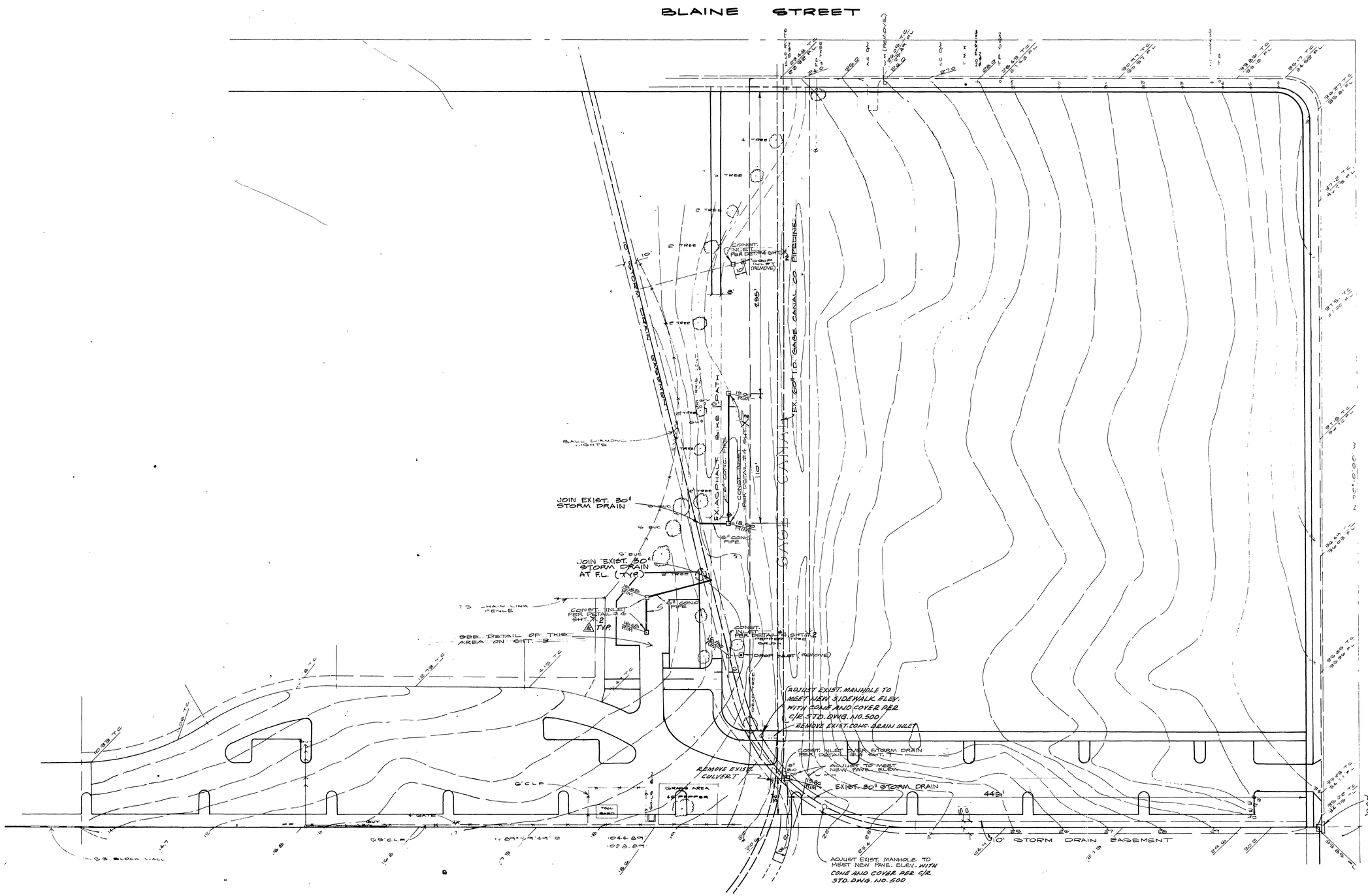

MARK	REVISIONS	BY	DATE
1	Revised Drawing No. and changed some labels.		

ALBERT A WEBB ASSOCIATES
CIVIL ENGINEERS
RIVERSIDE, CALIFORNIA

APPROVED BY Albert A Webb
DATE Nov. 1, 1981 R.C.E. NO. 11842
DESIGNED BY R.P.C. DRAWN BY E.L. CHECKED BY

DRAINAGE PLAN

UCR / CITY ATHLETIC COMPLEX PHASE II SITE DEVELOPMENT

FOR U.C.R. PROJECT NO. 850330-A

DRAWING NO.
D-412
SHEET NO. 1 OF 2

WO. 81-71
SCALE 1"=40'
SHEET 4 OF 9
WO. 81-71

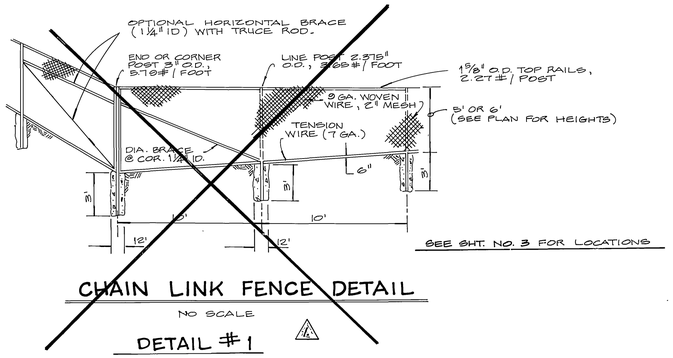

CHAIN LINK FENCE DETAIL

NO SCALE

DETAIL #1

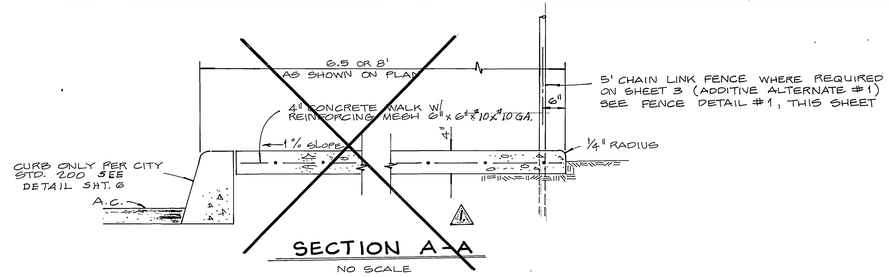

SECTION A-A

NO SCALE

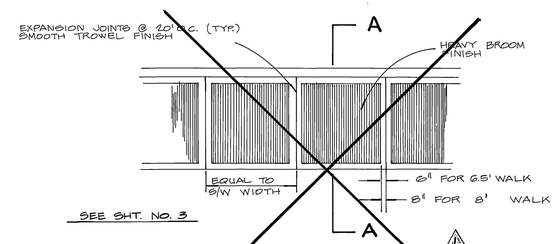

PLAN VIEW - CONCRETE WALK

NO SCALE

DETAIL #2

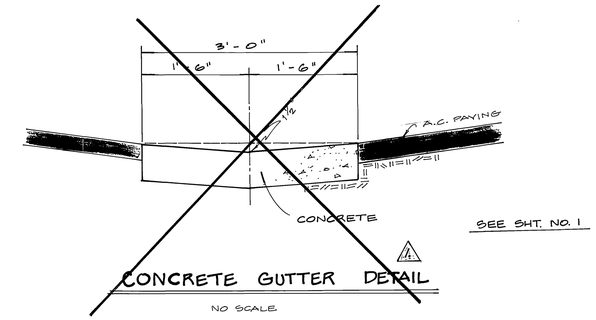

CONCRETE GUTTER DETAIL

NO SCALE

DETAIL #3

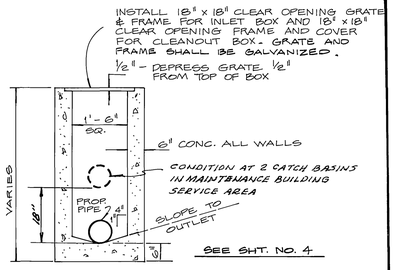

INLET OR CLEANOUT BOX

NO SCALE

DETAIL #4

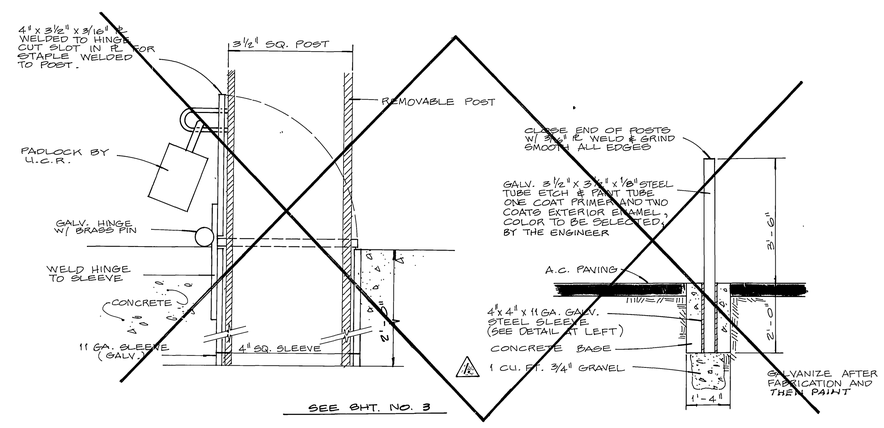

BOLLARD DETAILS

NO SCALE

DETAIL #5

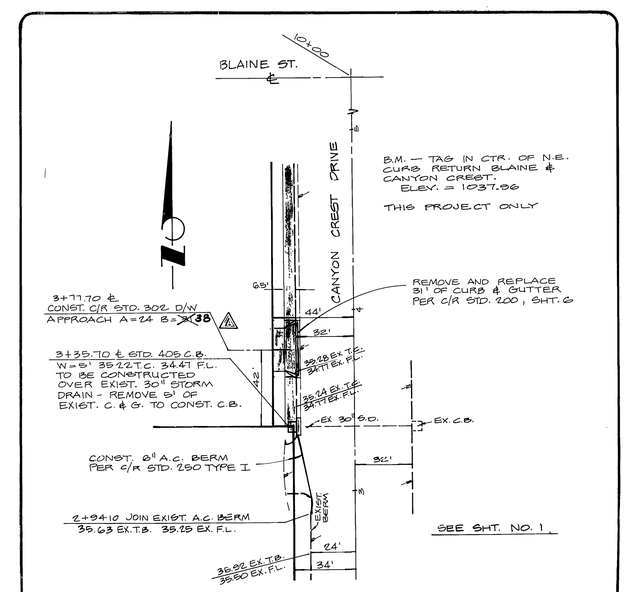

CATCH BASIN & DRIVEWAY LOCATION PLAN

SCALE: 1" = 40'

DETAIL #6

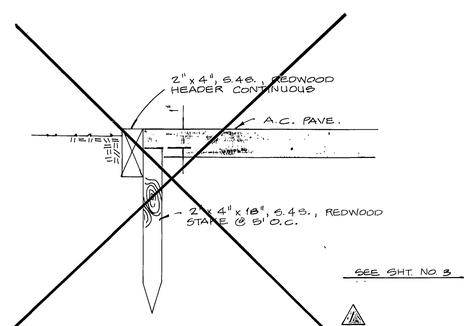

REDWOOD HEADER

NO SCALE

DETAIL #7

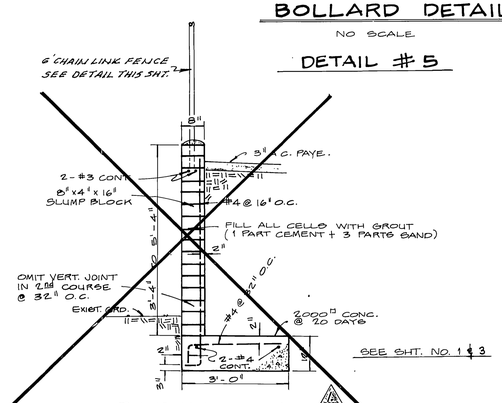

RETAINING WALL

NO SCALE

DETAIL #8

DETAILS AND SECTIONS

MARK	REVISIONS	BY	DATE
1	Revised Drawing No. & Driveway and cancelled-out other Details		11-21-81

ALBERT A. WEBB ASSOCIATES
CIVIL ENGINEERS
RIVERSIDE, CALIFORNIA

APPROVED BY G. Albert Webb
DATE NOV. 3, 1981 R.C.E. NO. 11842
DESIGNED BY R.E.C. DRAWN BY A.J.S. CHECKED BY

U.C.R./ CITY ATHLETIC COMPLEX PHASE II SITE DEVELOPMENT

FOR U.C.R. PROJECT NO. 930330-A

W.O. NO. 81-71
FILE NO.
F.B.
SCALE AS SHOWN
SHEET 7 OF 9
DWG NO. 81-71

INDEXED BY

DRAWING NO.

D-412

SHEET NO. 2 OF 2