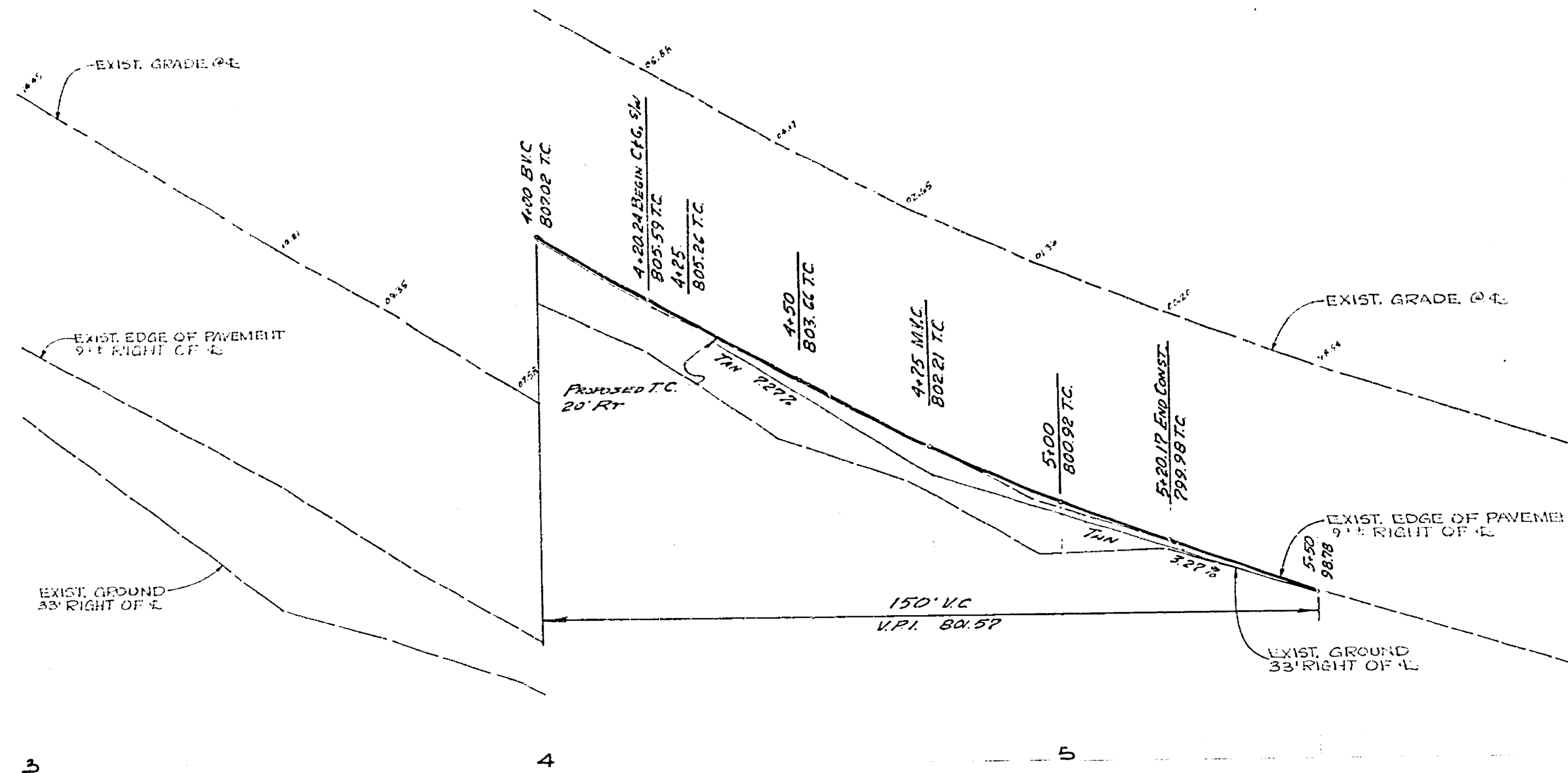


815
814
813
812

814
813
812
811
810



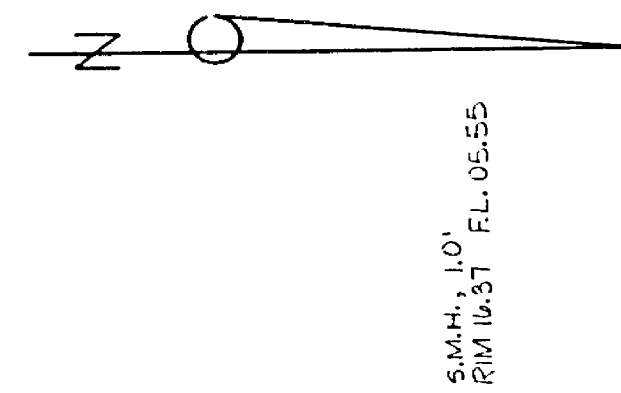
802
801
800
799
798

801
800
799
798
797
796

GENERAL NOTES:

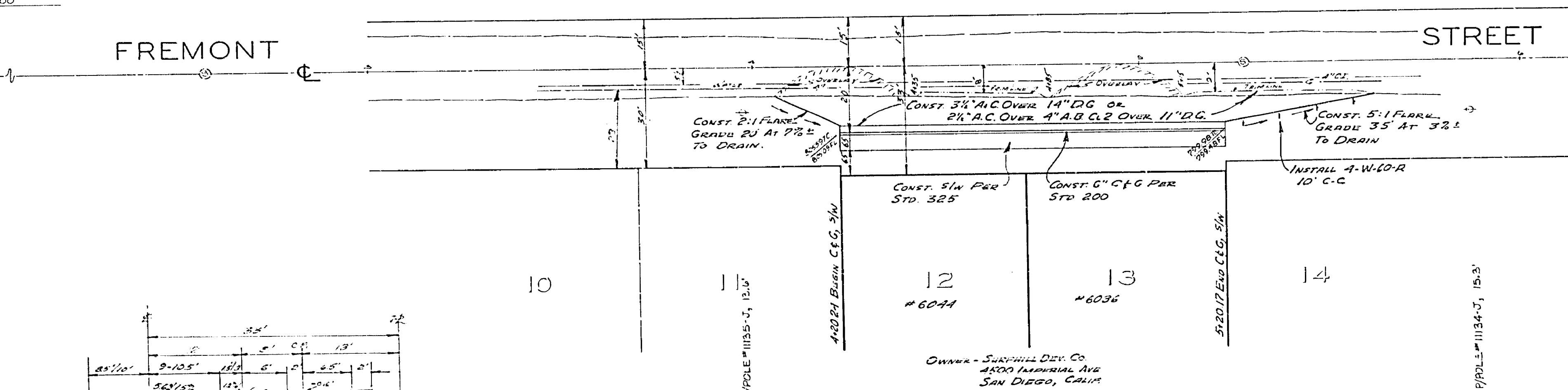
- (1) Construction shall be in accordance with the City of Riverside, Department of Public Works, Standard Drawings and 1970 Edition Specs. for Public Works Construction.
 - (2) Prime coat, seal coat, and paint binder are required.
 - (3) Trim edge of existing pavement where new pavement joins existing pavement to a smooth straight line. Construct match up paving as shown and overlay paving as directed in the field to produce a smooth section.
 - (4) Construct driveway approaches per Standard 302. Exact size and location to be determined at the time of construction as approved by the Traffic Engineer.
- Note: All underground utilities or structures reported by the owner or others and those shown on the records examined are indicated with their approximate location and extent. The owner by accepting these plans or proceeding with improvements pursuant thereto agrees to assume liability and to hold undersigned harmless for any damages resulting from the existence of underground utilities or structures not reported to the undersigned; not indicated on the public records examined; located at variance with that reported or shown on records examined.

MOUNTAIN VIEW AVENUE

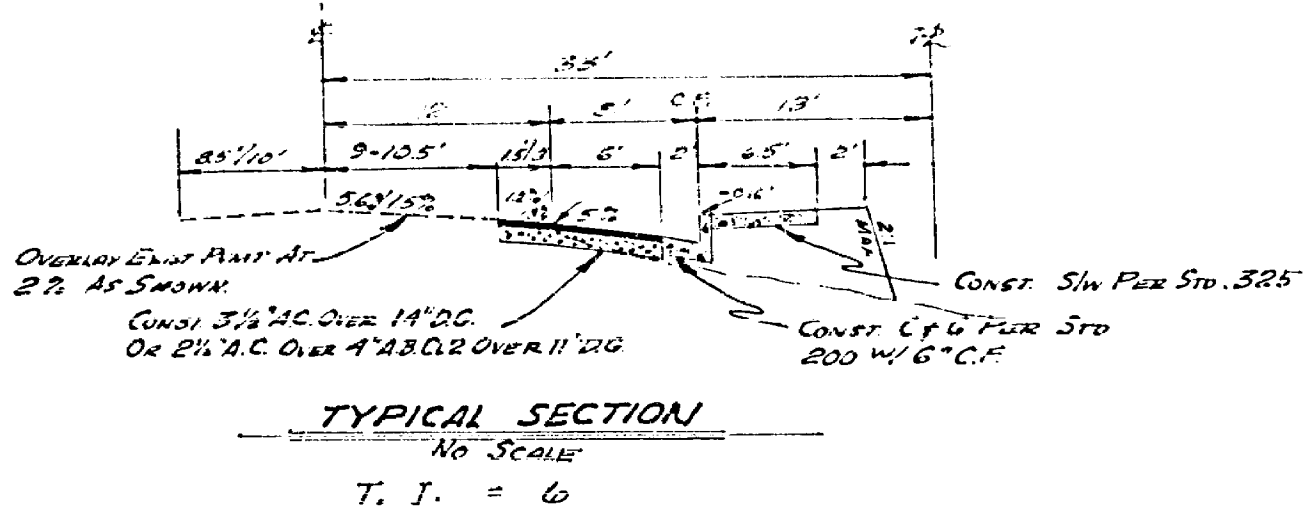


FREMONT STREET

JURUPA AVENUE



BENCH MARK:
14-B P.K. Nail & Tag in NW curb return
at Jurupa Ave. & Fremont St.
C.R. F.B. 739/AT Elev. = 790.235



J. F. DAVIDSON ASSOCIATES
CIVIL ENGINEERS - SURVEYORS - PLANNERS
RIVERSIDE, CALIFORNIA
APPROVED BY: *Robert Davidson* DATE 3-24-72
R.E. No. 131699

REVISIONS	DATE	BY

CITY OF RIVERSIDE, CALIFORNIA
DEPARTMENT OF PUBLIC WORKS
APPROVED BY: *[Signature]* DATE 4-11-72
OFFICE ENGINEER
PARK DEPARTMENT
TRAFFIC DIVISION
ASSISTANT CITY ENGINEER

STREET PLAN & PROFILE FREMONT ST. EAST SIDE 400'S TO 530'S NLY Mt. View BUILDING PERMIT 6036 - 6044 FREMONT	PROJECT NO. R-1570 SHEET 1 OF 1 FILE NO. 4425
--	---

W.D. 3252 FOR SURFHILL DEVEL. CO. P.D. 105/115

DESIGNED BY A.W. DRAWN BY W.W. CHECKED BY S.B.

HORIZ. SCALE: 1" = 20' VERT. SCALE: 1" = 2'