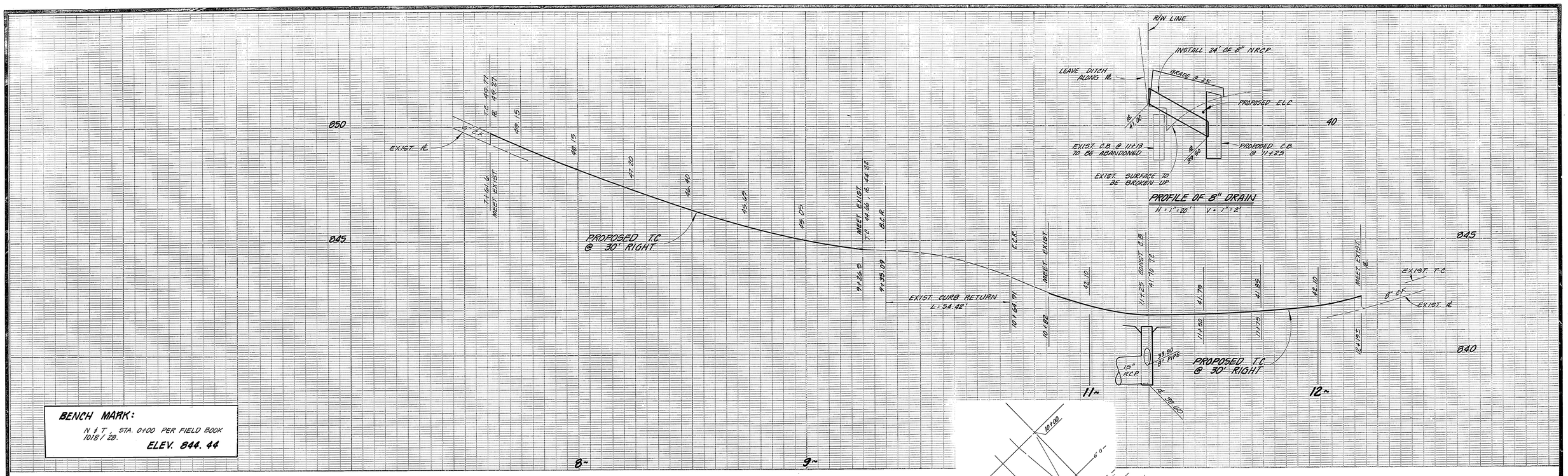

BENCH MARK:
N & T, STA. 0+00 PER FIELD BOOK 1018 / 28.
ELEV. 844.44

GENERAL NOTES:

1. CONSTRUCTION SHALL BE IN ACCORDANCE WITH THE CITY OF RIVERSIDE, STANDARD DRAWINGS & STANDARD SPECIFICATIONS FOR PUBLIC WORKS CONSTRUCTION, 1982 EDITION.
2. INSTALL & RELOCATE STREET LIGHT FACILITIES AS SHOWN & IN CONFORMANCE WITH ST. LT. SPEC. 119 & STANDARD DRAWINGS.

CONSTRUCTION NOTES:

- 200 – CONSTRUCT CURB & GUTTER PER STD. DWG. NO. 200, 6" C.F.
- 302 – CONSTRUCT DWY. APPROACH PER STD. DWG. NO. 302, MODIFIED ON PLAN.
- 325 – CONSTRUCT CONCRETE SIDEWALK PER STD. DWG. NO. 325.
- 405 – CONSTRUCT CATCH BASIN PER STD. DWG. NO. 405. V = 3', W = 4'
- SL 1 – INSTALL 1" RIGID. GALVANIZED STEEL ST. LT. CONDUIT W/ 2 #8 C.U. 600 V CABLES.
- SL 2 – INSTALL ST. LT. PULLBOX PER ITEM P.I. OF UGS.-800.
- SL 3 – RELOCATE ST. LT. TO NEW FOUNDATION SIMILAR TO ITEM S-4 OF UGS-801. FIELD DETERMINE BOLT CIRCLE DIMENSIONS.
- SL 4 – ABAND. EXIST. ST. LT. FACILITIES NOT UTILIZED BETWEEN NEW PULLBOXES.

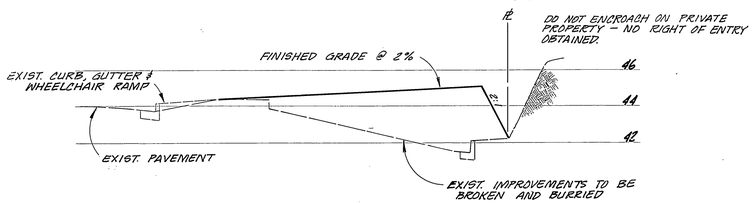

SECTION A-A

SCALE: H-1" = 10', V-1" = 2'

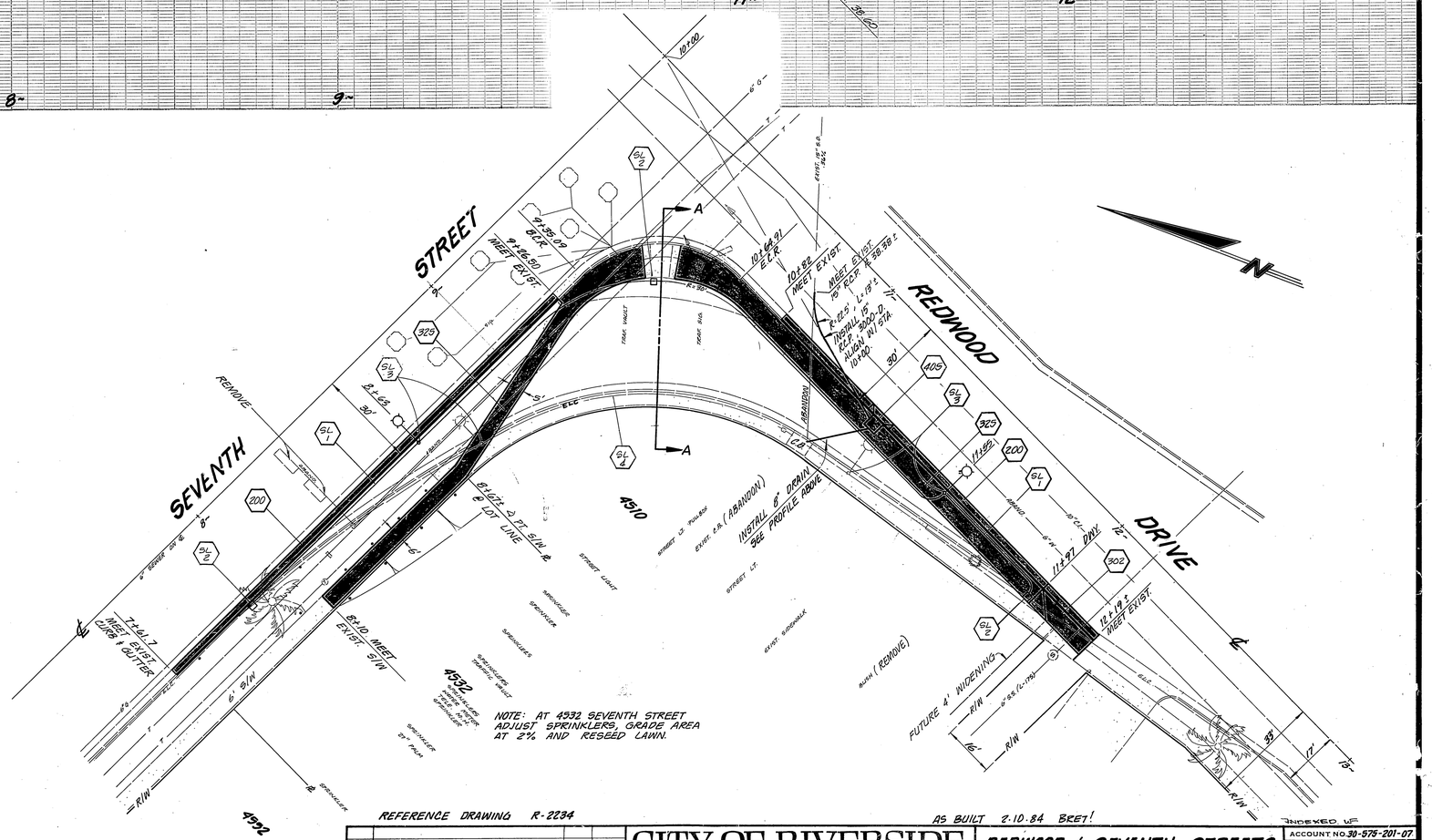

REFERENCE DRAWING R-2234

AS BUILT 2.10.84 BRET!

CITY OF RIVERSIDE
OVERHEAD & UNDERGROUND

CHIEF UTILITIES ENG. - ELECTRIC 12/7/82 DATE

MARK	REVISIONS	APPR.	DATE

DESIGNED BY ___ DRAWN BY BRET! CHECKED BY ___

CITY OF RIVERSIDE
PUBLIC WORKS DEPARTMENT

APPROVED BY	DATE	BY
PRINCIPAL ENGINEER		
PUB. ELECTRIC	10/1/82	
TRAFFIC DIVISION		
CHIEF P. W. ENGINEER		

APPROVED BY William D. Gardner
PUBLIC WORKS DIRECTOR
DATE 11-30-82

REDWOOD & SEVENTH STREETS
PERMANENT ELIMINATION OF THE RIGHT TURN LANE
S. W'LY CORNER OF REDWOOD DRIVE AND SEVENTH STREET.
HORIZ. SCALE: 1" = 20' VERT. SCALE: 1" = 2'

INDEXED UP
ACCOUNT NO. 30-575-201-07
R-2480
SHEET 1 OF 1
CRFB: LL.# POS. 1-4