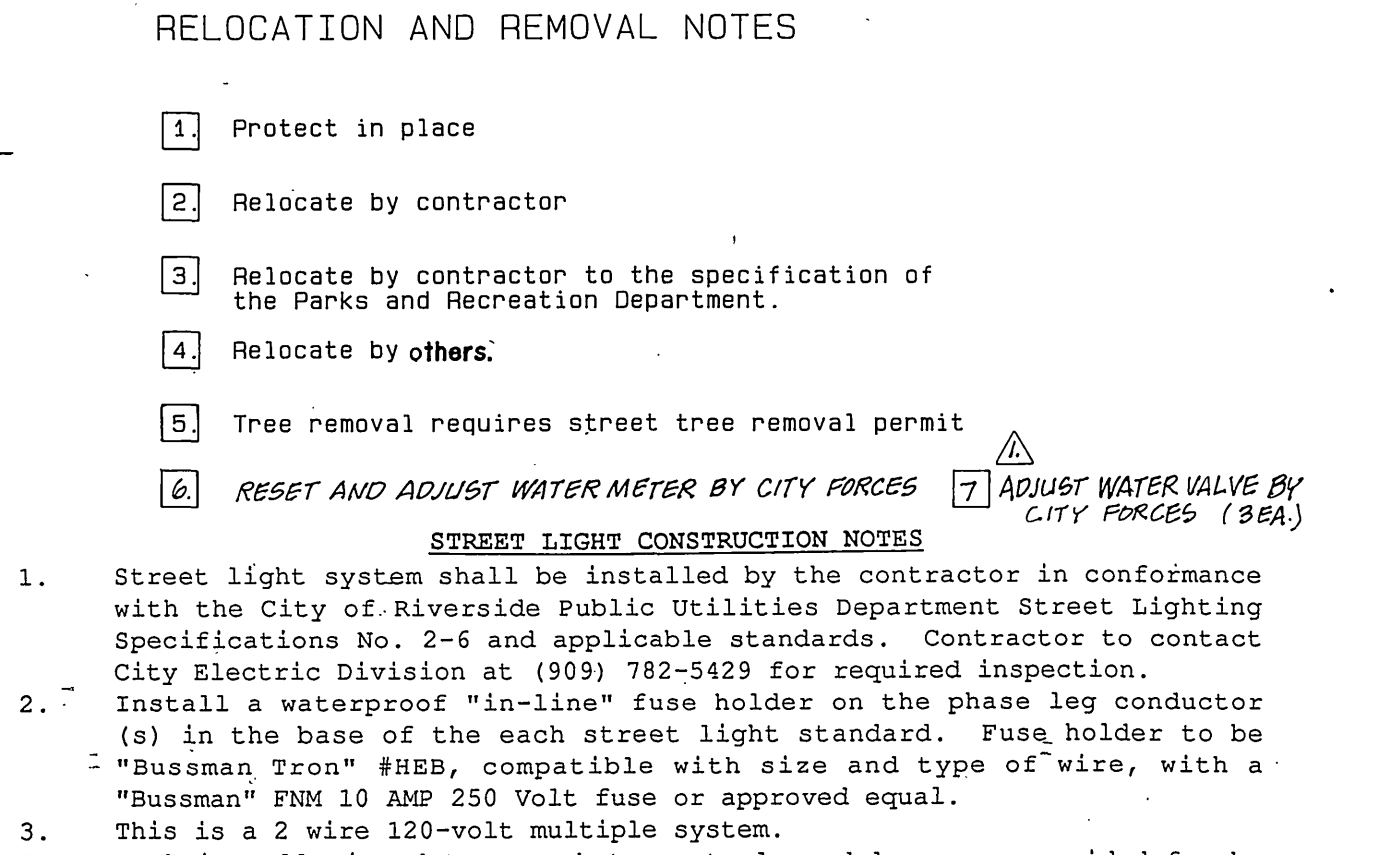

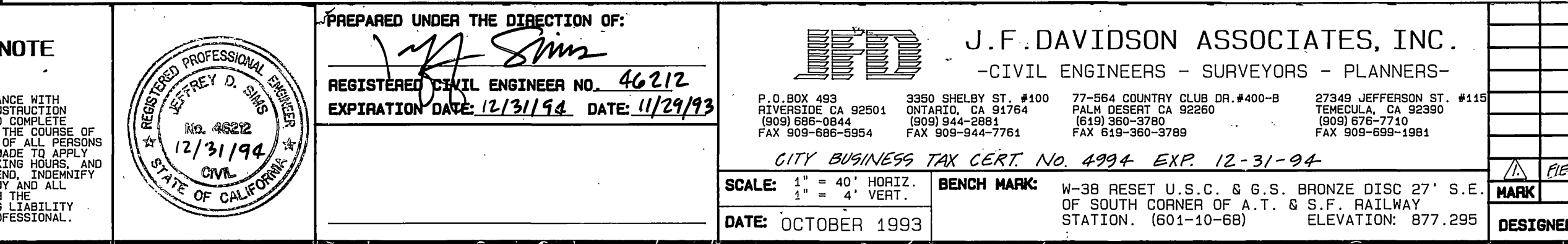
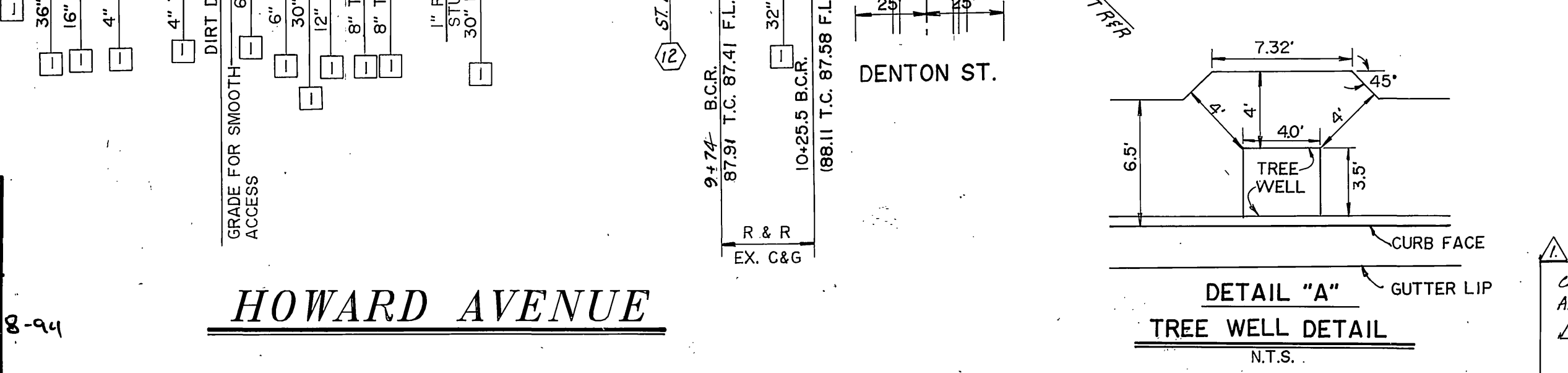
[illegible]


- RELOCATION AND REMOVAL NOTES
1. Protect in place
 2. Relocate by contractor
 3. Relocate by contractor to the specification of the Parks and Recreation Department.
 4. Relocate by others.
 5. Tree removal requires street tree removal permit
 6. RESET AND ADJUST WATER METER BY CITY FORCES
 7.  ADJUST WATER VALVE BY CITY FORCES (SEA)
- STREET LIGHT CONSTRUCTION NOTES
1. Street light system shall be installed by the contractor in conformance with the City of Riverside Public Utilities Department Street Lighting Specifications No. 2-6 and applicable standards. Contractor to contact City Electric Division at (909) 782-5429 for required inspection.
 2. Install a waterproof "in-line" fuse holder on the phase leg conductor(s) in the base of the each street light standard. Fuse holder to be "Bussman Tron" #HEB, compatible with size and type of wire, with a "Bussman" FNM 10 AMP 250 Volt fuse or approved equal.
 3. This is a 2 wire 120-volt multiple system.



5. Service point to be confirmed at the time of construction.

—NEW PAVEMENT

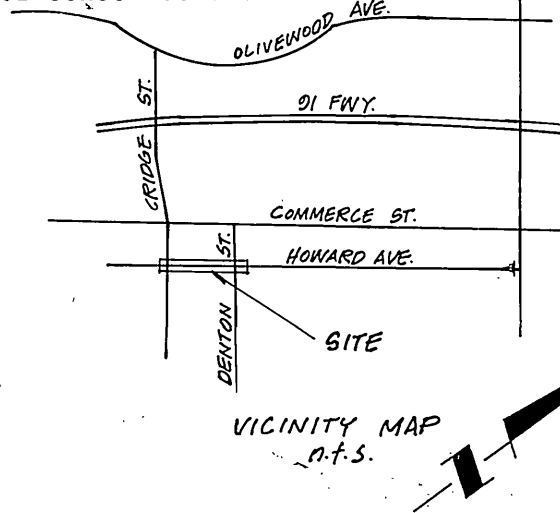
—PAVEMENT R & R

APPROVAL OF REGION 

Walter Hutchinson

11-15-95
DATE

VICINITY MAP
A.F.S.

[illegible]

- ① Construct curb and gutter per City of Riverside standard drawing No. 200, Type I, with 6" curb face.
- ② Construct sidewalk per City of Riverside standard drawing No. 325, with tree wells as detailed herein.
- ③ Place 3" of A.C. paving over 8" C.A.B. base as determined by soils report 1081, R value = 34.
- ④ Construct cross-gutter per City of Riverside standard drawing No. 220, (W=6)
- ⑤ Construct wheelchair ramp per City of Riverside standard drawing No. 304.
- ⑥ Install 2"x4" Redwood Header.
- ⑦
- ⑧ Remove and replace existing pavement per plans and typical sections.
- ⑨ Remove existing curb and gutter as indicated on plans.
- ⑩ Adjust existing sewer manhole to proposed grade.
- ⑪ Construct driveway approaches per standard drawings No. 302. "A" & "B" dimensions as noted on plan. See detail hereon for driveway of 8'x3.7'.
- ⑫ Install concrete standard 26' 9" per item S-3 Luminaire 150W H.I. Item H-3 to be furnished with IE3 Type II, medium semi cut off distribution lamp 150W H.F.S. per Item H13 and photo control, UGS-800 and UGS-801. *STREET LIGHT SPECIFICATION # 2-6*
- ⑬ Pullbox (10"x17"x12") per Item P-1 of UGS 800 install per UGS-3-3
- ⑭ 1" Rigid plastic (DB) conduit with 2-#8 copper 600 volt cables noted otherwise.
- ⑮ *CONSTRUCT MODIFIED WHEELCHAIR RAMP PER CITY OF RIVERSIDE STANDARD DRAWING NO. 304 AND PER A.D.A. REQUIREMENTS.*

CALIFORNIA IC WORKS ID BY <i>Bel</i> OR OF PUBLIC WORKS <u>3/13/95</u>	STREET IMPROVEMENT PLANS		PROJECT
	<i>HOWARD AVENUE</i> VC-011 - 923		R -
	RCTC		SHEET
			FILE NO