RIVERSIDE CITY OF RIVERSIDE CALIFORNIA

INCORPORATED 1883

PUBLIC WORKS DEPARTMENT
BRIDGE RAILINGS
FOR VINE ST. & SANTA FE AVE. BRIDGES
OVER UNIVERSITY AVE.

GENERAL CONSTRUCTION NOTES:

1. CONSTRUCTION SHALL BE IN ACCORDANCE WITH THE STANDARD SPECIFICATIONS FOR PUBLIC WORKS CONSTRUCTION, 1997 EDITION.
2. UNLESS OTHERWISE SPECIFIED, ALL STEEL PLATE USED TO FABRICATE THE POSTS AND RAILS SHALL BE 0.12" THICK AND CONFORM TO ASTM A 36. 3-1/2" ~~4"~~ SQUARE TUBING SHALL BE 0.12" THICK AND CONFORM TO ASTM A 501. 3/4" O.D. SQUARE TUBING SHALL BE 0.083" THICK AND CONFORM TO ASTM A 501. 3/4" O.D. SQUARE SOLID BAR SHALL CONFORM TO ASTM A 306, GRADE 65 OR ASTM A 36.
3. AFTER ALL CUTTING, DRILLING & WELDING BUT PRIOR TO RAILING INSTALLATION, THE EXISTING STRUCTURAL STEEL RAILING SHALL BE PREPARED FOR AND THEN PAINTED TO MATCH THE POWDER COAT COLOR OF THE FABRICATED RAILING PANELS.
4. ALL BOLTS & SCREWS SHALL BE HIGH STRENGTH STEEL.
5. UNLESS OTHERWISE NOTED ALL ELEVATION VIEWS ARE FROM THE STREET LOOKING OUT TO THE RAILING. EXCEPT THE OVERALL RAILING ELEVATIONS ON SHEET 2, WHICH ARE ALL LOOKING EAST.
6. PRIME CONTRACTORS BIDDING THIS PROJECT SHALL HAVE A CLASS "A" OR "C-23" LICENSE.
7. CONCRETE FOR BRIDGE ABUTMENT REPAIR SHALL BE 565-C-3250.
8. COLOR FOR ALL RAILING MEMBERS SHALL BE DARK GREEN (PMS 3425C) EXCEPT FOR 8" DIA. SPHERICAL CAPS FOR THE POSTS WHICH SHALL BE ORANGE (PMS 172C) OR EQUALS AS APPROVED BY THE ENGINEER.

SPECIFIC CONSTRUCTION NOTES:

⬢ NUMBERS ABOVE 100 IN A HEXAGON ON THE PLAN REFER TO THE RESPECTIVE STANDARD DRAWING AND SHALL BE CONSTRUCTED ACCORDINGLY. UNLESS MODIFICATIONS ARE NOTED ON THE PLAN OR COVER SHEET. ANY NUMBER SHOWN BELOW THE STANDARD DRAWING NUMBER INDICATES THE SPECIFIC ALTERNATE TO BE CONSTRUCTED.

⬡ 380 CONSTRUCT 4' HIGH CHAIN LINK FENCE AND GATE.

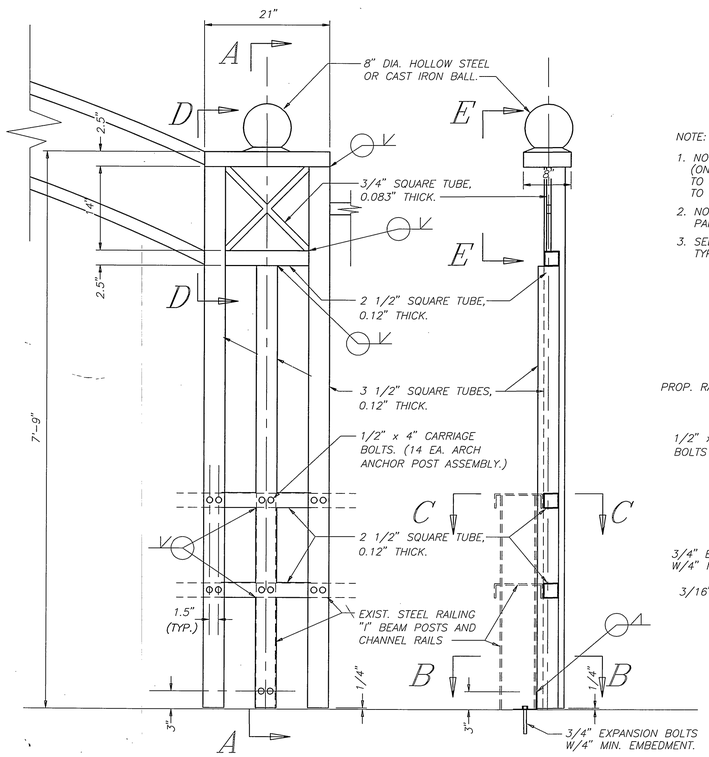

ELEVATION SECTION A-A

ANCHOR POSTS

N.T.S

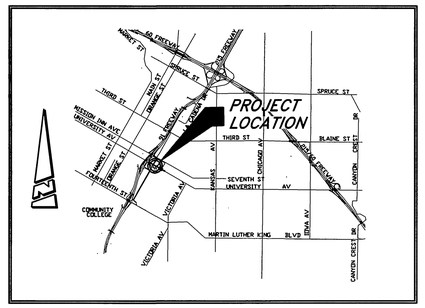

PROJECT LOCATION MAP

0 KM. 0.5 KM. 1 KM 1.5 KM.
0' 500' 1000' 2000' 3000' 4000' 5000' 6000'

SCALE: 1" = 1,000'

NOTE:

1. NOTCH EXIST. TOP AND MID-RAILS (ON THEIR STREET SIDES) TO ALLOW PROPOSED 3.5" SQ. POST TO FIT FLUSH WITH EXIST. I-BEAM POST.
2. NOTCH RAILING PORTION OF PROP. RAILING PANEL TO FIT WITH ARCHED PANEL ANCHOR POSTS.
3. SEE EXPLODED ASSEMBLY VIEW, THIS SHEET, FOR TYP. I-BEAM POST COVER PLATE.

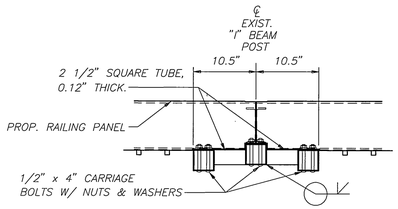

SECTION C-C

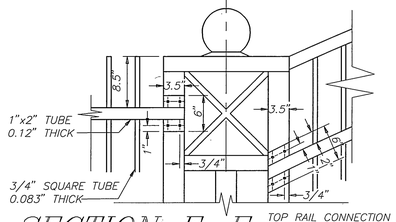

SECTION E-E

TOP RAIL CONNECTION DETAIL FOR RAILING PANELS TO ARCHED PANEL ANCHOR POSTS. CONNECT WITH 3/8" SELF TAPPING SCREWS.

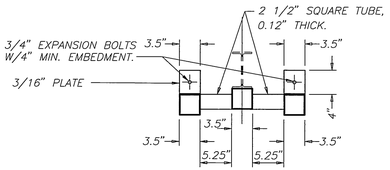

SECTION B-B

FOR ARCHED PANEL ANCHOR POSTS SEE TYP. END POST DETAIL, SHT. 3 FOR ANCHOR PLATES & BOLTS ON END ANCHOR POSTS.

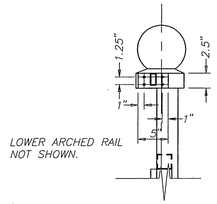

SECTION D-D

TOP RAIL CONNECTION DETAIL FOR TOP ARCHED RAIL TO ARCHED PANEL ANCHOR POSTS CONNECT WITH 3/8" SELF TAPPING SCREWS.

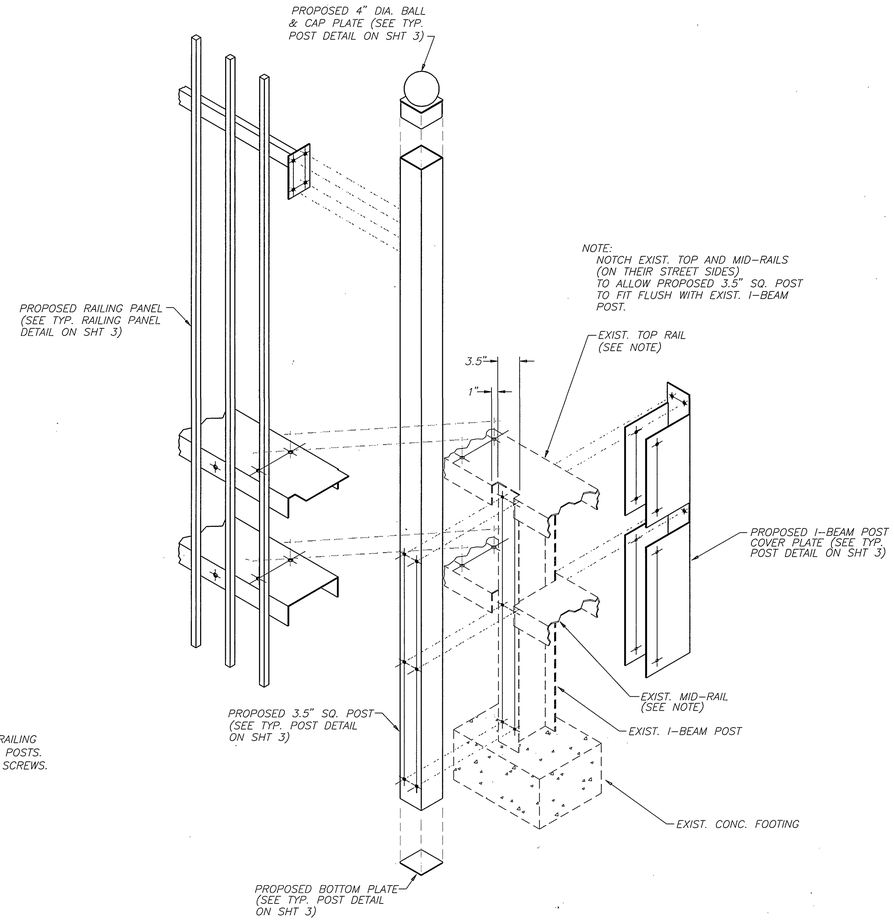

EXPLODED ASSEMBLY VIEW

N.T.S

CITY OF RIVERSIDE PLANNING DEPARTMENT

APPROVED M. Cayago 9/10/97 DATE

ENGINEER IN RESPONSIBLE CHARGE

Michael Katusian

MICHAEL KATUSIAN
R.C.E. No. 36686 expires 6/30/00

DATE 9/11/97

MARK	REVISIONS	APPR.	DATE

DESIGNED BY SK DRAWN BY SK, LH CHECKED BY

CITY OF RIVERSIDE, CALIFORNIA
PUBLIC WORKS DEPARTMENT

APPROVED BY	BY	DATE
DEPUTY P.W. DIRECTOR		9/10/97
PRINCIPAL ENGINEER		9/10/97
~~CHIEF P.W. INSPECTOR~~		
STREET SERVICES		9/10/97

APPROVED BY Dan Ral
PUBLIC WORKS DIRECTOR
DATE 10/1/97

BRIDGE RAILINGS FOR VINE ST. & SANTA FE AVE. BRIDGES AT UNIVERSITY AVE.

HORIZ. SCALE: AS SHOWN VERT. SCALE: AS SHOWN

ACCT. NO.:
230-541500-440223-30291
230-541500-440223-30292

R-3455

SHEET 1 OF 3

FILE NO.

INDEXED 2/19/98 GH

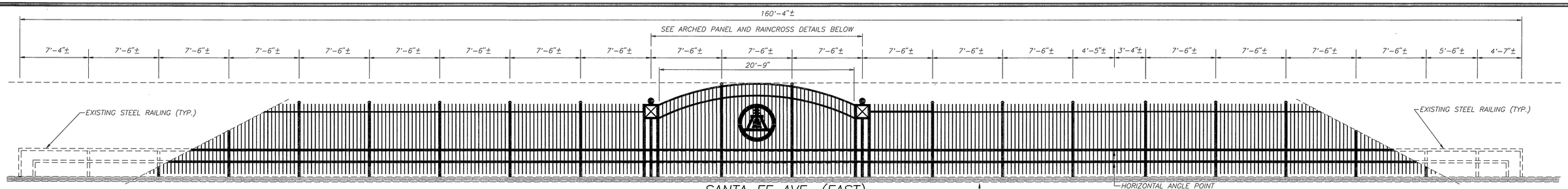

SANTA FE AVE. (EAST) SCALE: 1"=5'

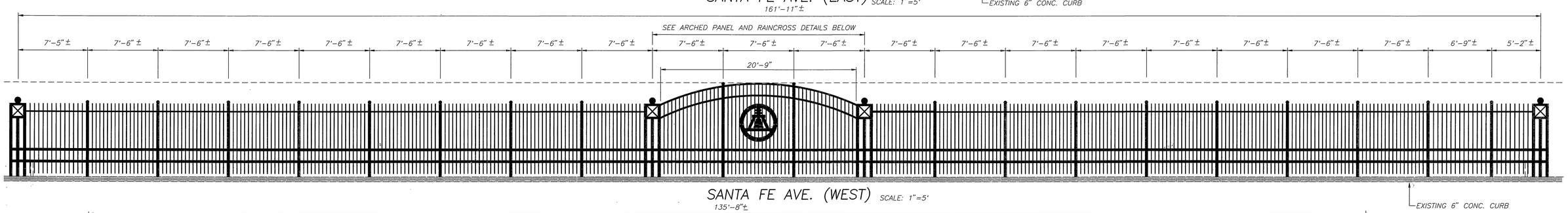

SANTA FE AVE. (WEST) SCALE: 1"=5'



VINE ST. (EAST) SCALE: 1"=5'

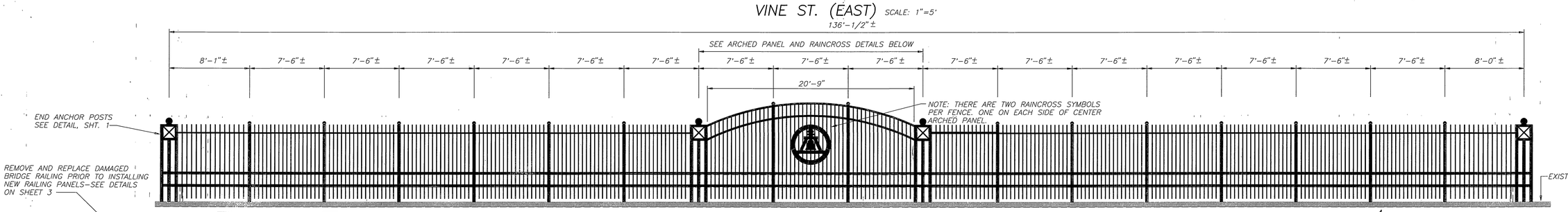

VINE ST. (WEST) SCALE: 1"=5'

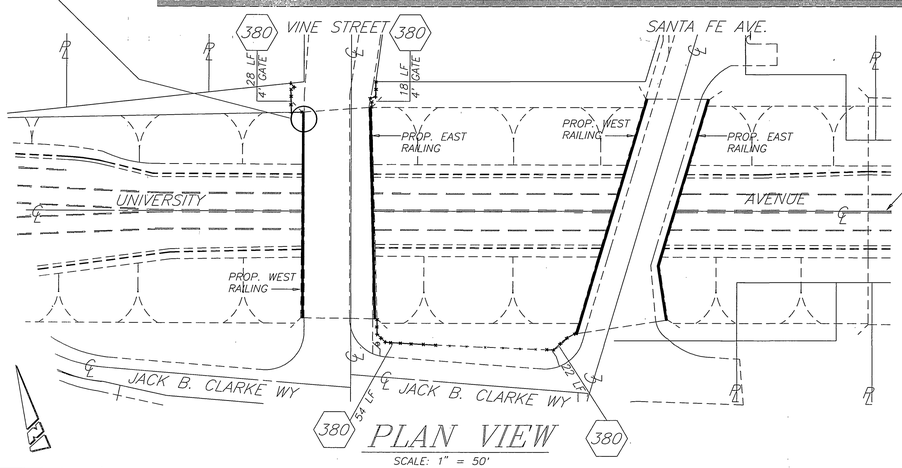

PLAN VIEW

SCALE: 1" = 50'

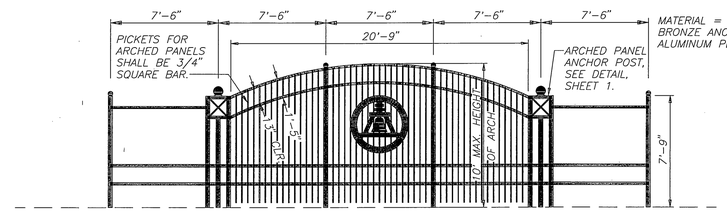

ARCHED PANEL DETAIL

N.T.S.

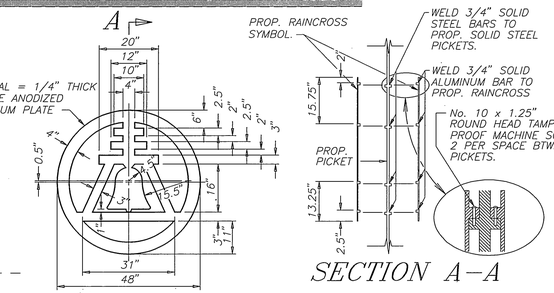

SECTION A-A

A RAINCROSS DETAIL

N.T.S.

ENGINEER IN RESPONSIBLE CHARGE

Michael Katusian

MICHAEL KATUSIAN
R.C.E. No. 36686 expires 6/30/00

DATE 9/11/97

MARK	REVISIONS	APPR.	DATE

DESIGNED BY SK DRAWN BY SK, LH CHECKED BY

CITY OF RIVERSIDE, CALIFORNIA
PUBLIC WORKS DEPARTMENT

APPROVED BY	BY	DATE
DEPUTY P.W. DIRECTOR	RJG	9/12/97
PRINCIPAL ENGINEER		9/12/97
~~CHIEF CITY ENGINEER~~		
STREET SERVICES		9-25-97

APPROVED BY

PUBLIC WORKS DIRECTOR

DATE 10/1/97

BRIDGE RAILINGS
FOR
VINE ST. & SANTA FE AVE.
BRIDGES AT UNIVERSITY AVE.

HORIZ. SCALE: AS SHOWN VERT. SCALE: AS SHOWN

ACCT. NO.:
230-541500-440223-30291
230-541500-440223-30292

R-3455

SHEET 2 OF 3

FILE NO.

INDEXED 2-19-98 GH

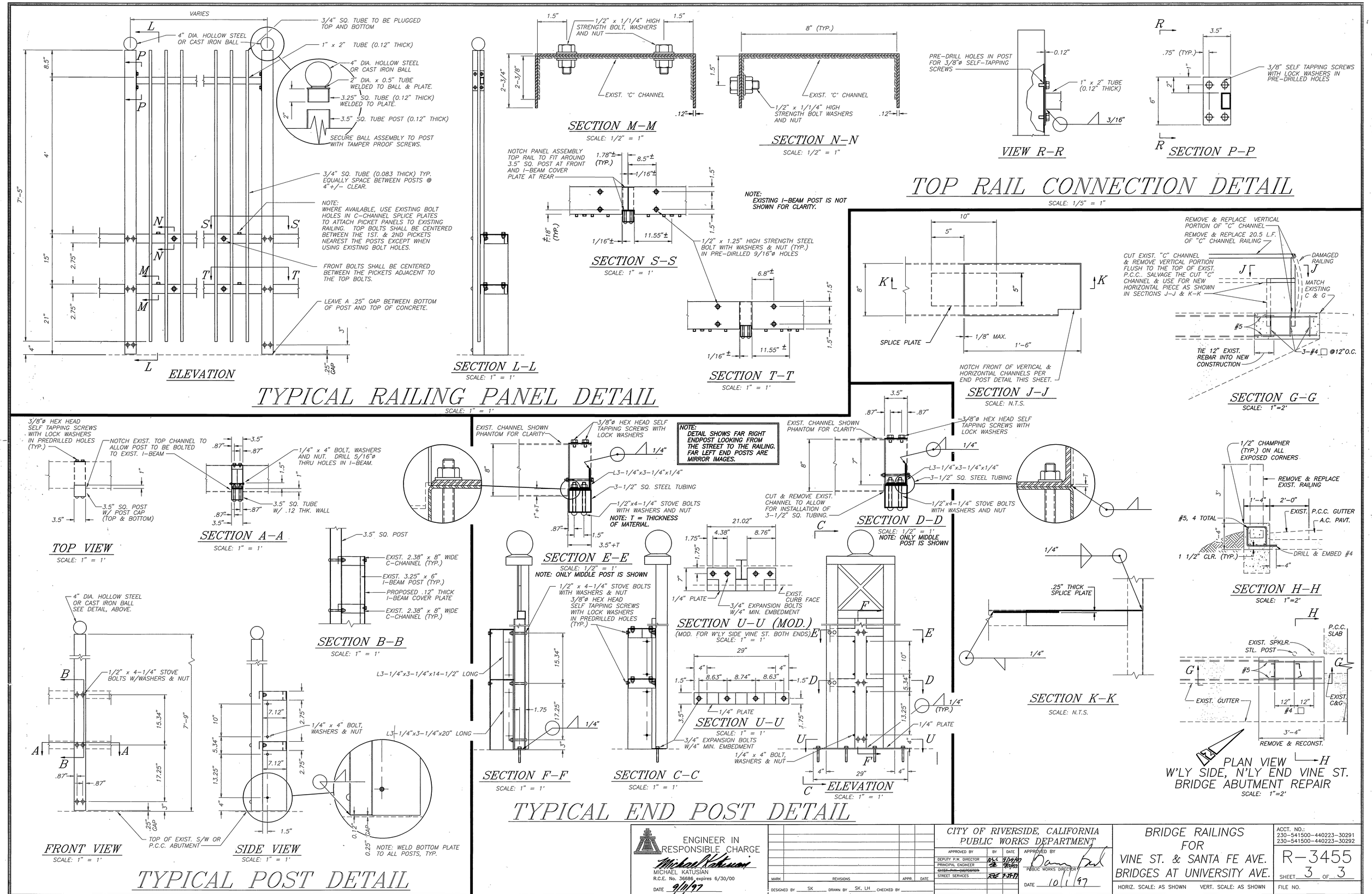

ENGINEER IN RESPONSIBLE CHARGE

MICHAEL KATUSIAN
R.C.E. No. 36686, expires 6/30/00
DATE 9/11/97

MARK	REVISIONS	APPR.	DATE

DESIGNED BY SK DRAWN BY SK, LH CHECKED BY

CITY OF RIVERSIDE, CALIFORNIA
PUBLIC WORKS DEPARTMENT

APPROVED BY	BY	DATE
DEPUTY P.W. DIRECTOR		9/29/97
PRINCIPAL ENGINEER		9/29/97
~~CHIEF P.W. INSPECTOR~~		
STREET SERVICES		9-29-97

APPROVED BY
PUBLIC WORKS DIRECTOR
DATE 10/1/97

BRIDGE RAILINGS FOR VINE ST. & SANTA FE AVE. BRIDGES AT UNIVERSITY AVE.

HORIZ. SCALE: AS SHOWN VERT. SCALE: AS SHOWN

ACCT. NO.: 230-541500-440223-30291 230-541500-440223-30292

R-3455

SHEET 3 OF 3

FILE NO.

INDEXED 2/19/98 GH