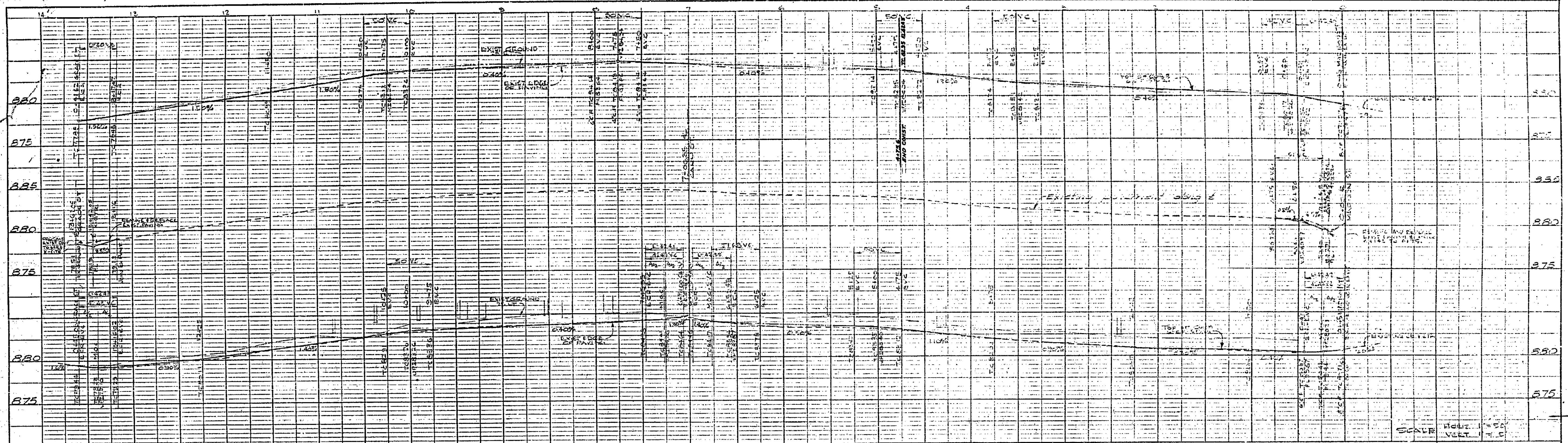
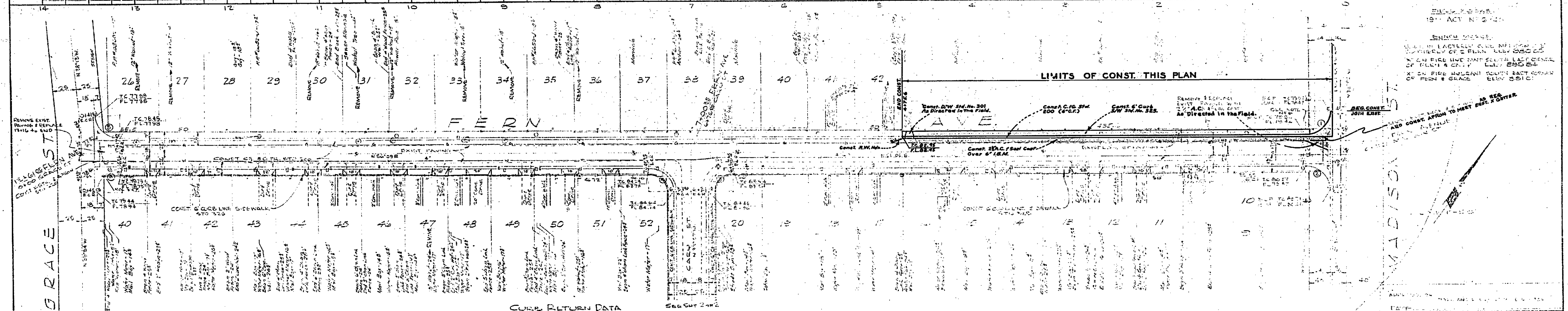


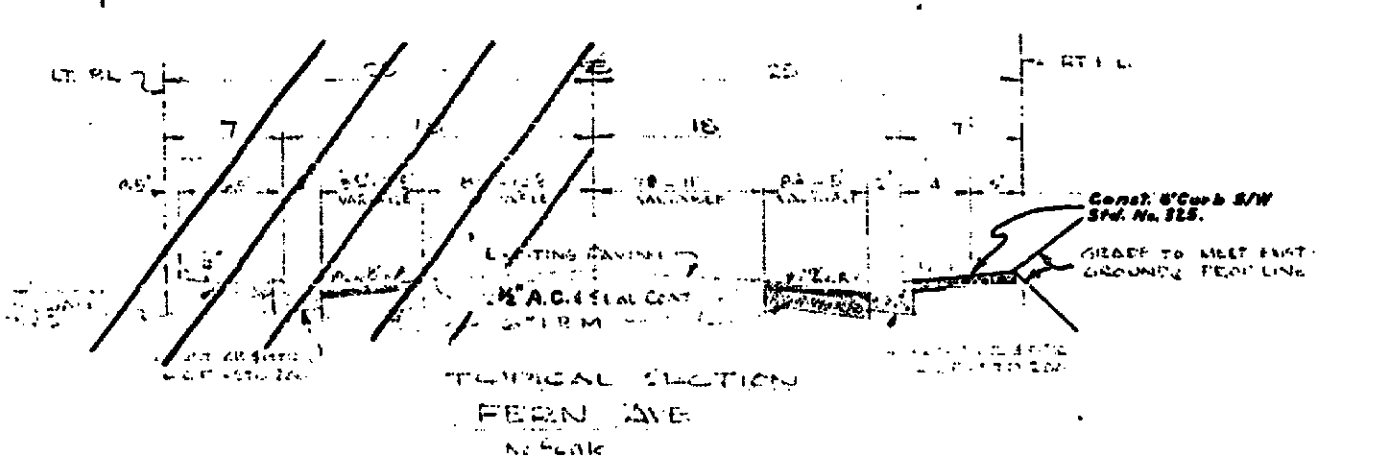
1:00
 80.00 feet
 1:50.00
 1/2" = 100'



PROFILE
 HORIZ. SCALE 1" = 100'
 VERT. SCALE 1" = 100'



PLAN
 HORIZ. SCALE 1" = 100'
 VERT. SCALE 1" = 100'



CURVE RETURN DATA

NO.	P	T	L
1	27	67.55 00'	21.00
2	31	56.51 00'	42.42
3	37	50.00 00'	44.41
4	37	55.18 00'	40.28
5	37	50.02 00'	42.45

~~QUANTITIES ESTIMATED
 BY THE ARCHITECT AND ENGINEER
 FOR THE CITY OF LOS ANGELES
 UNDER CONTRACT NO. 100-100000-0000
 FOR THE IMPROVEMENT OF
 FERN AVENUE FROM
 STATION 26+00 TO STATION 52+00
 IN THE CITY OF LOS ANGELES
 CALIFORNIA~~

GENERAL NOTES
 1. THE CONTRACTOR SHALL BE RESPONSIBLE FOR OBTAINING ALL NECESSARY PERMITS AND APPROVALS FROM THE CITY OF LOS ANGELES AND THE CALIFORNIA DEPARTMENT OF PUBLIC WORKS.
 2. THE CONTRACTOR SHALL BE RESPONSIBLE FOR OBTAINING ALL NECESSARY PERMITS AND APPROVALS FROM THE CALIFORNIA DEPARTMENT OF PUBLIC WORKS.
 3. THE CONTRACTOR SHALL BE RESPONSIBLE FOR OBTAINING ALL NECESSARY PERMITS AND APPROVALS FROM THE CALIFORNIA DEPARTMENT OF PUBLIC WORKS.
 4. THE CONTRACTOR SHALL BE RESPONSIBLE FOR OBTAINING ALL NECESSARY PERMITS AND APPROVALS FROM THE CALIFORNIA DEPARTMENT OF PUBLIC WORKS.
 5. THE CONTRACTOR SHALL BE RESPONSIBLE FOR OBTAINING ALL NECESSARY PERMITS AND APPROVALS FROM THE CALIFORNIA DEPARTMENT OF PUBLIC WORKS.

REVISIONS		CITY OF LOS ANGELES / CALIFORNIA DEPARTMENT OF PUBLIC WORKS
MARK	DESCRIPTION	

DRAWN BY: *Ruth Wheeler*
 CHECKED BY: *G. Mitchell*
 DATE: 10/5/61
 PROJECT NO: R-519
 SHEET NO: 15 OF 15

