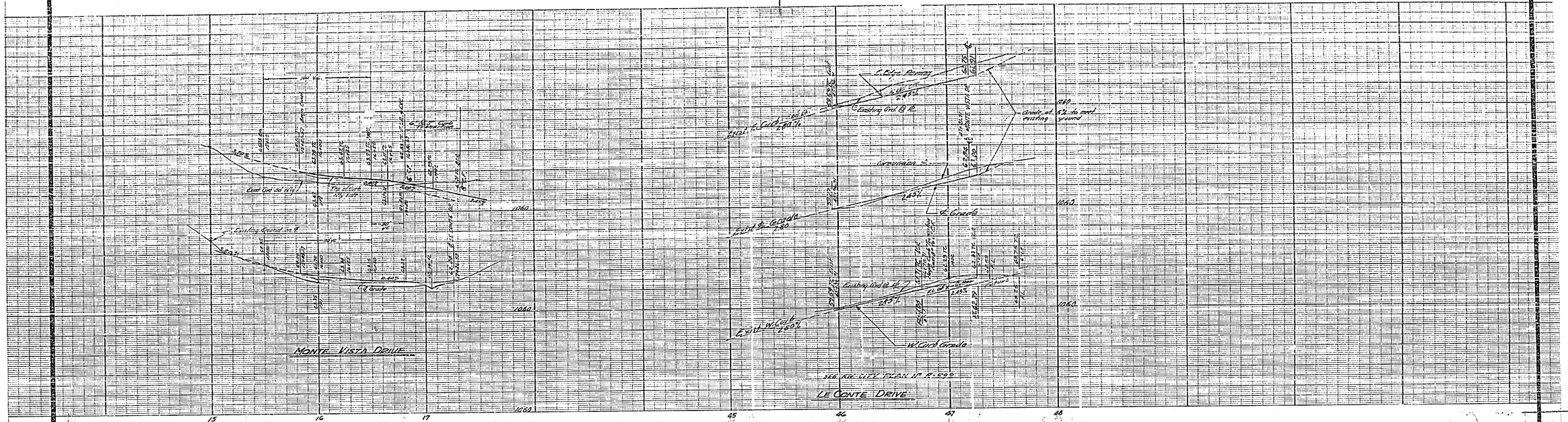

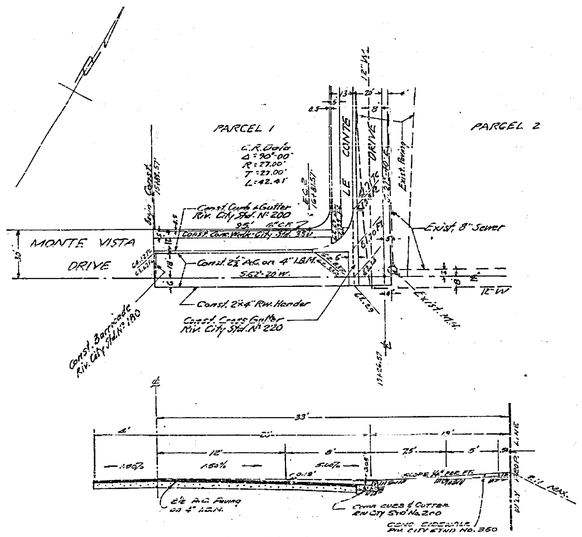

TYPICAL SECTION LE CONTE DR.
SCALE 1" = 6'

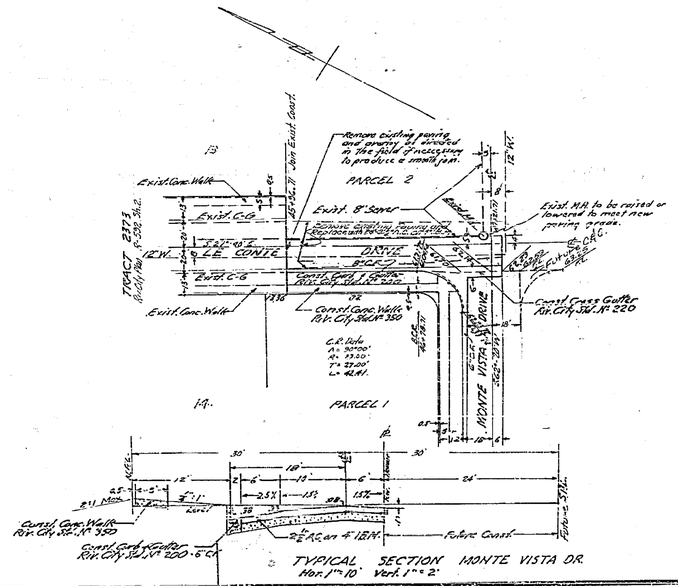

TYPICAL SECTION MONTE VISTA DR.
Hor. 1" = 10' Vert. 1" = 2'

W.O. 11213 F.P.

GENERAL NOTES

1. All Construction shall be in accordance with Standards and Specifications No. 461 of the City of Riverside Department of Public Works.
2. It shall be the responsibility of the Contractor to clear the Right of Way in accordance with the provisions of law as it affects each utility including irrigation lines and appurtenances, and at no extra cost to the City of Riverside.
3. ~~The City of Riverside will take a soil test to determine the Impact Base Material thickness after the streets have rough graded.~~
4. Prime coat, Seal Coat, and paint binder will be required.
5. Grading will require a permit under Ordinance 3093 for a cut or fill exceeding 100 cubic yards, or a fill over one foot in depth.
6. Trim edge of existing pavement where new pavement joins existing pavement to a clean straight line. Construct match, on paving as shown and overlay paving as directed in the field to produce a smooth crown surface.

B.M. Chiseled cross on NW Cor. of irrigation box at S.E. Cor. Monte Vista & Canyon Crest Drives. Elev.: 1086.08

J. F. DAVIDSON - CIVIL ENGINEER
R.E. NO. 862
RIVERSIDE, CALIFORNIA
APPROVED BY [signature] R.E. 11613 DATE 10/21/63

REVISIONS		
MARK	DATE	DESCRIPTION

CITY OF RIVERSIDE, CALIFORNIA
DEPARTMENT OF PUBLIC WORKS

STREET PLAN & PROFILE
MONTE VISTA DRIVE
LE CONTE DRIVE
RECORD OF SURVEY No. 766
HORIZ. SCALE 1" = 40' VERT. SCALE 1" = 4'

DESIGNED BY
DRAWN BY
CHECKED BY [signature]
RECOMMENDED BY [signature] ASSISTANT CITY ENGINEER

APPROVED BY [signature] Director of Public Works
DATE 1-23-64
NO. R-592 A
SHEET 1 OF 1

2722

Indexed