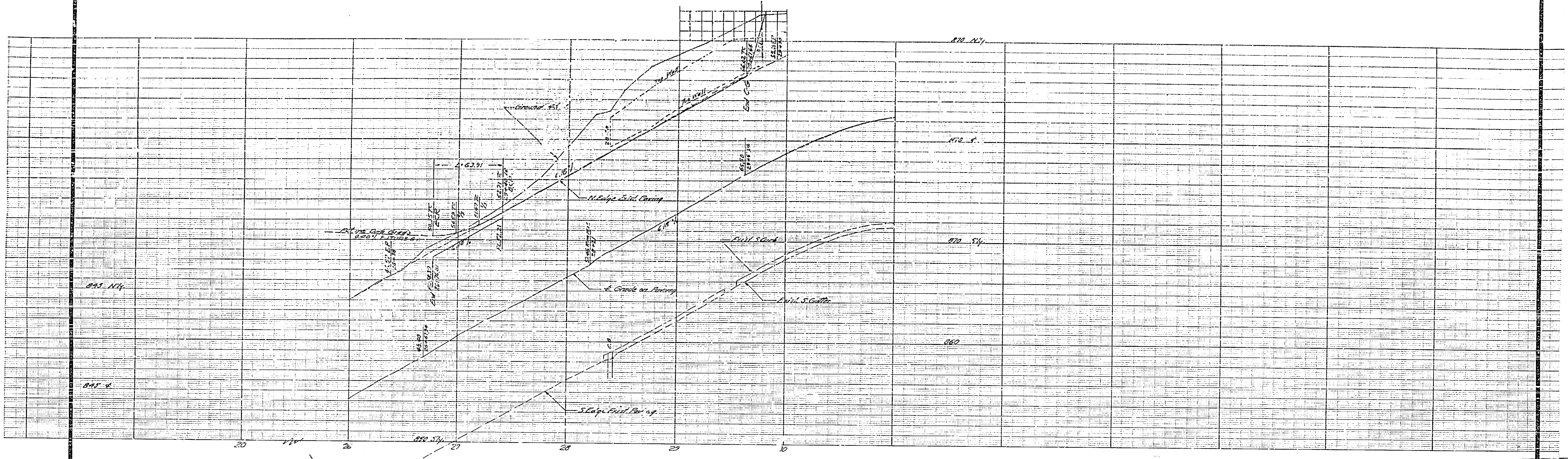

NOTE: POWER POLES TO BE RELOCATED BY PUBLIC UTILITIES DEPARTMENT

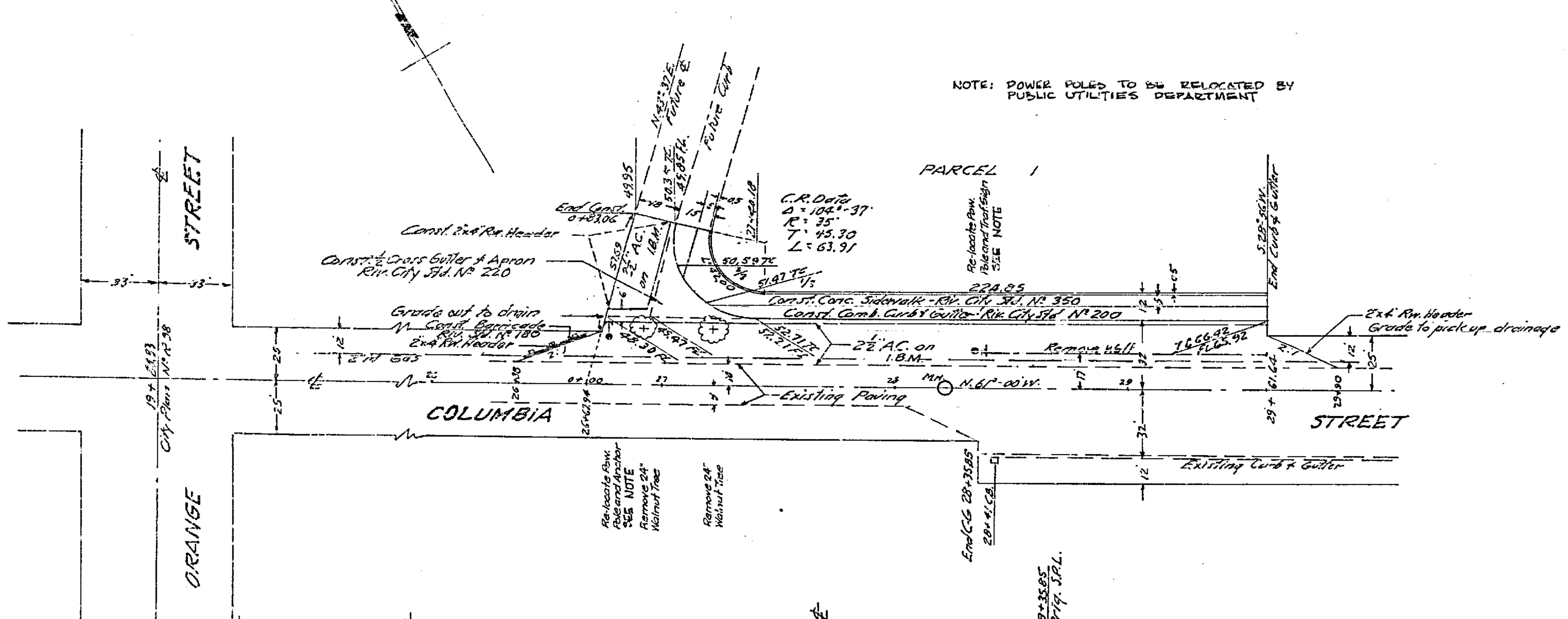

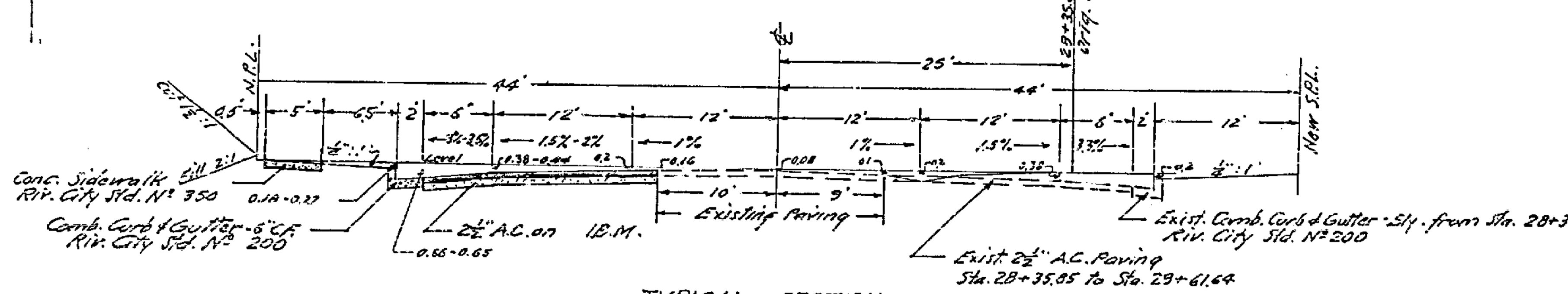

TYPICAL SECTION
Hor. 1" = 10' Vert. 1" = 5'

GENERAL NOTES

1. All Construction shall be in accordance with Standards and Specifications No. 461 of the City of Riverside Department of Public Works.

2. It shall be the responsibity of the Contractor to clear the Right of Way in accordance with the provisions of law as it affects each utility including irrigation lines and appurtenances, and at no extra cost to the City of Riverside.

3. The City of Riverside will take a soil test to determine the import base material thickness after the rough grading of the streets has been completed.

4. Trim edge of existing paving to a clean straight line. Construct match-up paving and overlap on existing paving as directed in the field to produce a smooth crown surface.

5. Prime coat and paint binder required.

F.B. 789-6

CITY B.M. S.&L. in Storm Drain Junc. Box. N.W. Cor. Columbia and Orange Streets. Elev. = 926.91

J. F. DAVIDSON-CIVIL ENGINEER
R.E. NO. 862
RIVERSIDE, CALIFORNIA
APPROVED BY George E. McCarty DATE 6/15/61

REVISIONS		
MARK	DATE	DESCRIPTION
void		see plan R-721 1-13-64 GHK

CITY OF RIVERSIDE, CALIFORNIA
DEPARTMENT OF PUBLIC WORKS

STREET PLAN & PROFILE
COLUMBIA STREET
RECORD OF SURVEY No 546
HORIZ. SCALE 1" = 40' VERT. SCALE 1" = 4'

DESIGNED BY
DRAWN BY
CHECKED BY Don
ADD
RECOMMENDED BY G. R. Theal
ASSISTANT CITY ENGINEER
APPROVED BY S. Martinez
Director of Public Works
DATE 7-25-62
NO. R-612
SHEET 1 OF 1

2191