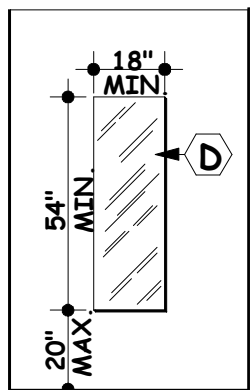
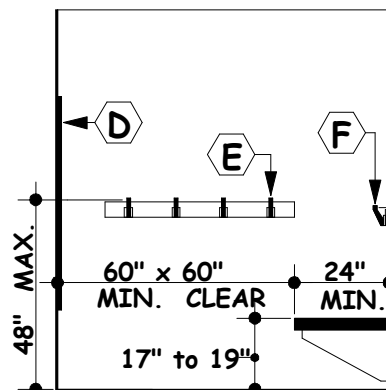


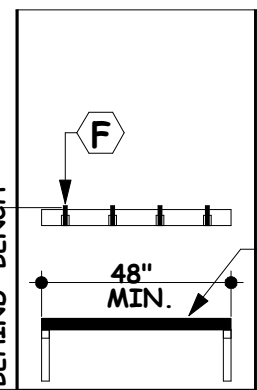
PLAN VIEW



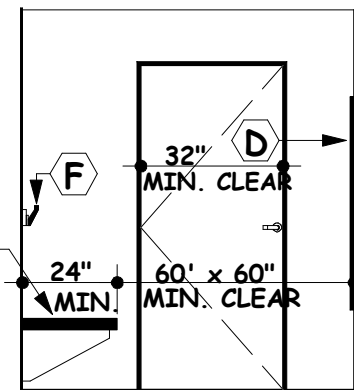
ELEVATION 1



ELEVATION 2



ELEVATION 3



ELEVATION 4

FITTING & DRESSING ROOMS

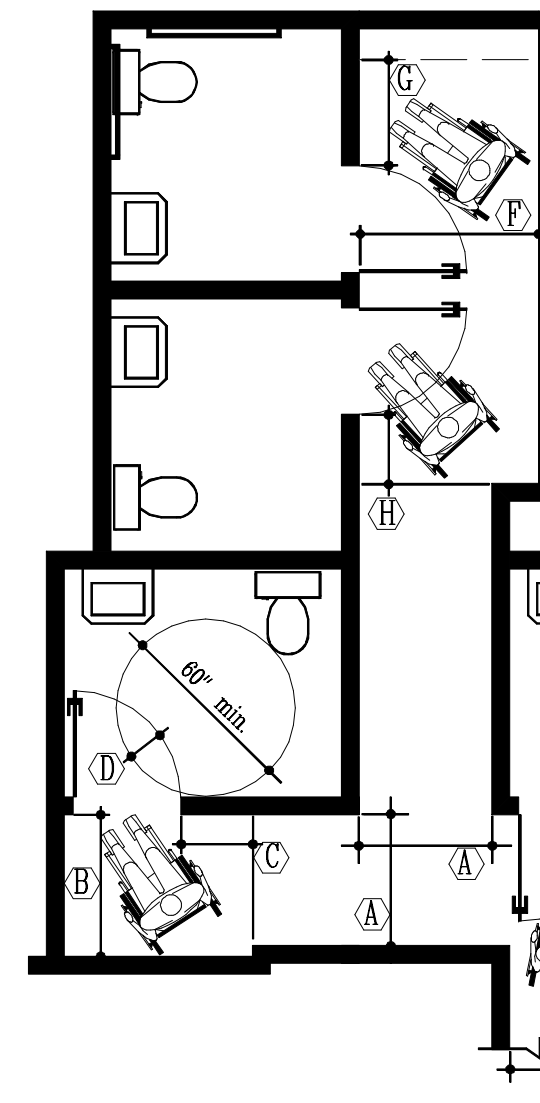
A

KEYNOTES

- A MIN. 32" CLEAR WIDTH OPENING.
- B MIN. 60" x 60" CLEAR AREA.
- C MIN. 48" W. x MIN. 24" D. BENCH SEAT.
- D MIN. 18" W. x MIN. 54" H. MIRROR AT MAX. 20" ABOVE FLOOR.
- E CLOTHING HOOKS AT MAX. 48" ABOVE FLOOR.
- F CLOTHING HOOKS (BEHIND BENCH) AT MAX. 46" ABOVE FLOOR.



City of Riverside
 Building & Safety Division
DISABLED ACCESS STANDARDS



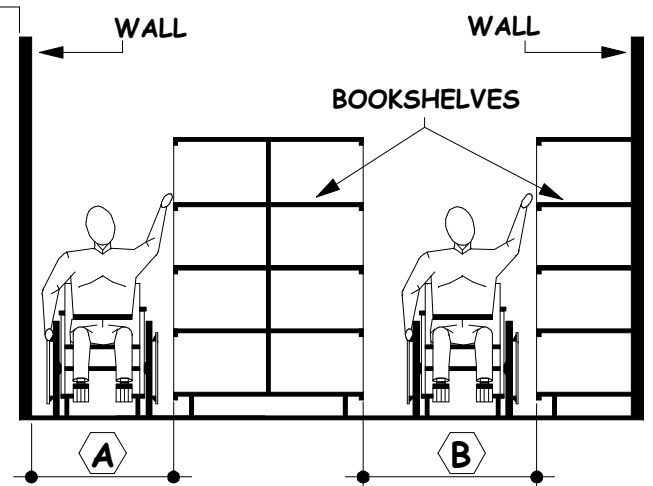
KEYNOTES

- A MIN. 36" CLEAR WIDTH IF OCC. LOAD IS LESS THAN 10 AND... MIN. 44" CLEAR WIDTH IF OCC. LOAD IS 10 OR MORE
- B MIN. 44" CLEAR IN FRONT OF DOOR (MIN. 48" IF DOOR IS EQUIPPED WITH BOTH A LATCH & CLOSER)
- C MIN. 24" STRIKE-EDGE CLEARANCE
- D MAX. 12" ENCROACHMENT
- E MIN. 18" STRIKE-EDGE CLEARANCE
- F MIN. 60" CLEAR IN FRONT OF DOOR
- G MIN. 36" STRIKE-EDGE CLEARANCE
- H MIN. 24" STRIKE-EDGE CLEARANCE

NOTE:
 ALTHOUGH THESE DRAWINGS DEPICT REQUIRED MANEUVERING CLEARANCES AT DOORS TO RESTROOMS, THESE CLEARANCES ALSO APPLY TO DOORS TO OTHER ACCESSIBLE ROOMS AND AREAS AS WELL.

MANEUVERING CLEARANCES @ DOORS

B



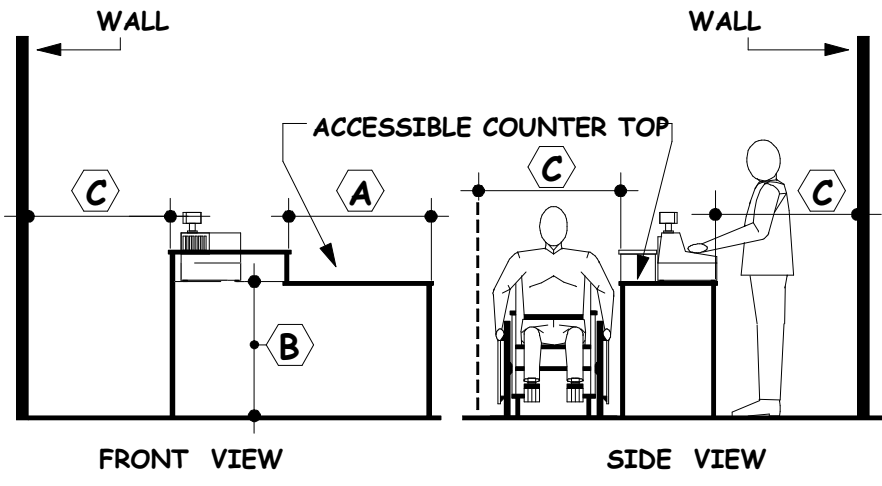
KEYNOTES

- A MIN. 36" CLEAR WHEN AISLE SERVES ONE SIDE.
- B MIN. 44" CLEAR WHEN AISLE SERVES BOTH SIDES.

NOTE:
 REQUIREMENTS FOR ACCESSIBLE REACH RANGES DO NOT APPLY IN MERCANTILE OCCUPANCIES.

MINIMUM AISLE WIDTHS

C

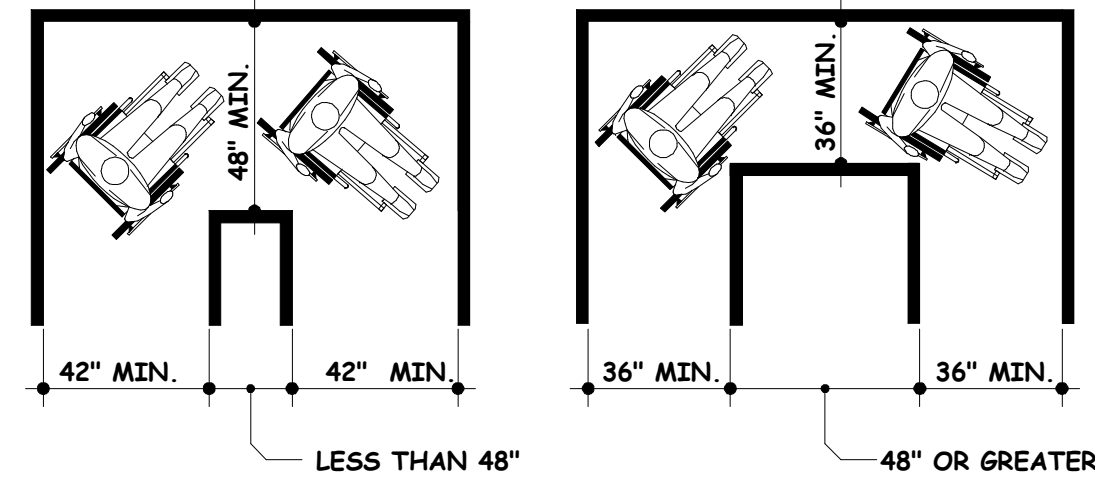


KEYNOTES

- A MIN. 36" CLEAR WIDTH ACCESSIBLE COUNTER TOP.
- B MIN. 28" TO MAX. 34" A.F.F. TO ACCESSIBLE COUNTER TOP.
- C MIN. 36" CLEAR WIDTH.

POINT OF SALE COUNTERS

D



NOTE:
 THE MINIMUM CLEAR WIDTH PASSAGE WILL BE GREATER WHERE DOOR OPENINGS OCCUR IN HALLWAYS OR CORRIDORS OR WHERE OCCUPANT LOAD IS 10 OR MORE.

TURNS AROUND AN OBSTRUCTION

E

SCALE **NONE**

PGH 8 / 02
 DRAWN DATE

REV.	DATE	APPR.
1	01-01-11	PGH
2		
3		
4		
5		

MANEUVERING CLEARANCES

RDA - 4.1

SHEET