


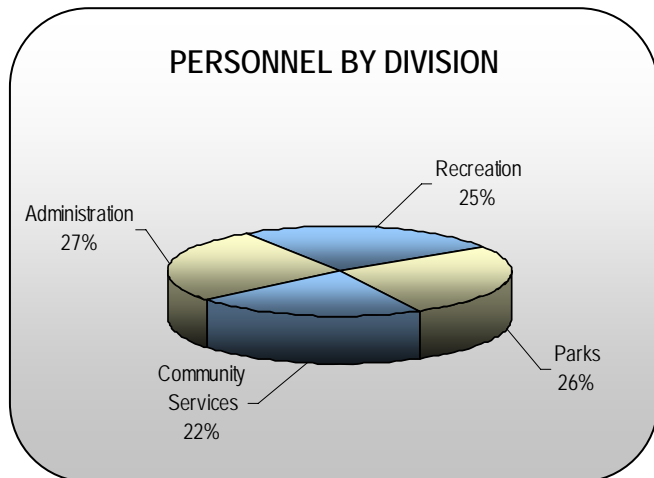
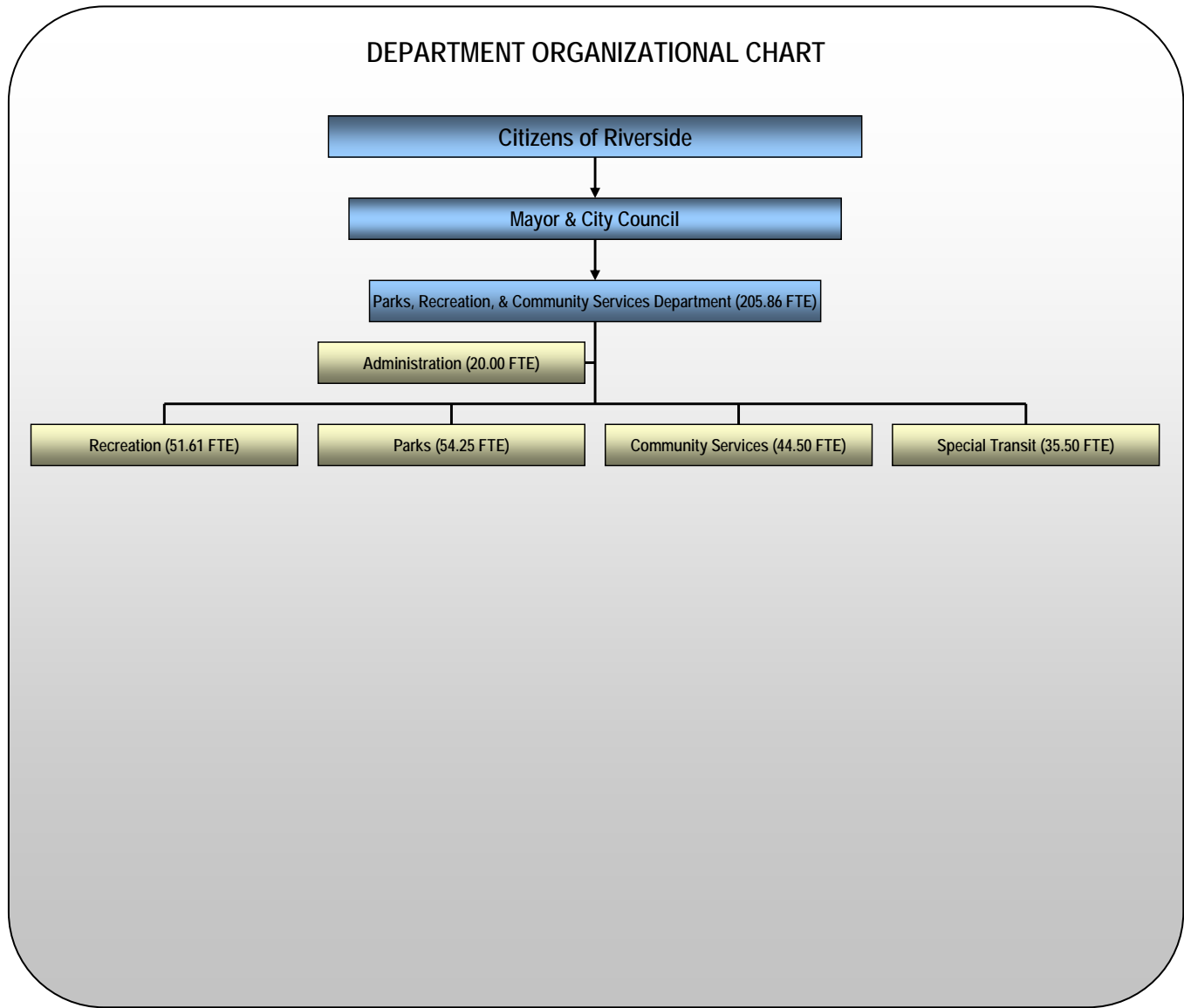
PARKS, RECREATION, AND COMMUNITY SERVICES DEPARTMENT

MISSION STATEMENT

The mission of the Parks, Recreation, and Community Services Department is to provide innovative recreational experiences and social enrichment opportunities to address the changing needs for people of all ages and cultures, in a variety of safe and attractive parks, trails, landscapes, and facilities.



PARKS, RECREATION, AND COMMUNITY SERVICES DEPARTMENT



PARKS, RECREATION, AND COMMUNITY SERVICES DEPARTMENT

SERVICES PROVIDED BY DEPARTMENT

The Administrative Division is responsible for fiscal and personnel management. This Division is also responsible for grant administration and clerical support services, including the preparation of the Parks, Recreation, and Community Services Commission agenda and minutes. The Planning and Design program is responsible for the planning, design, and construction of an assortment of capital improvement projects, as well as providing Advance Planning and Plan Check services for the City's map review, building permit, and planning processes.

The Recreation Division and the Community Services Division provide opportunities for residents of all ages and abilities to enjoy a wide variety of recreation and human services programs. These programs offer opportunities for adult and youth team sports and activities; provide safe, wholesome, fun programs and facilities for family activities; strengthen the community image and create a sense of place; provide opportunities for physical exercise and social and emotional development; make available after school programs or programs for youth at risk; promote cultural unity and diversity; and offer service to the elderly, persons with disabilities, and low income populations. The recreation and community services programs are offered through the 11 community centers, 1 social service center, 1 youth opportunity center, 8 pools, contract classes, mobile recreation programs, 24 after school program sites, and over 23 community-wide special events and 5 Citywide special events annually. Additionally, the Community Services Division oversees the Special Transportation Program, which operates and maintains a fleet of 25 minibuses. It is anticipated that this dial-a-ride service will transport over 15,000 senior and handicapped passengers per month.

The Parks Division is responsible for the maintenance of parks, facilities, and sports fields. In addition, the Division manages approximately 26 contracts totaling approximately \$3 million including swimming pools, janitorial services, park security services, backflow device testing and repair, landscape maintenance, and turf maintenance. The Division also manages the Parks volunteer program, provides special event support, and manages the parks tree maintenance program. The parks system is comprised of 52 parks totaling approximately 2,500 acres. Riverside's urban forest is home to over 50,000 park trees. This Division is also responsible for the development and maintenance of trails throughout the City. The Parks Division also provides skilled maintenance for the Department's infrastructure in the trades of carpentry, masonry, electrical, plumbing and metal fabrication, tractor operation, and irrigation system maintenance.

PERSONNEL SUMMARY BY DIVISION

	Budgeted 2006/07	Budgeted 2007/08	Budgeted 2008/09	Budgeted 2009/10	Change
Administration					
Administration	19.46	25.98	20.00	20.00	-
Special Transit Services	35.52	35.52	35.50	35.50	-
Recreation	92.29	101.05	59.41	51.61	(7.80)
Parks	53.76	54.76	54.25	54.25	-
Community Services	-	-	49.34	44.50	(4.84)
Total Personnel	201.03	217.31	218.50	205.86	(12.64)

PARKS, RECREATION, AND COMMUNITY SERVICES DEPARTMENT

DEPARTMENT GOALS

1. To preserve and improve quality of life.
2. To address the City's concerns with community involvement.
3. To beautify the City.
4. To increase investments in youth and children.
5. To add space to learn, play, create, and imagine, while enhancing safety and security.

FISCAL YEAR 2008/09 DEPARTMENT ACCOMPLISHMENTS

	Accomplishment	Related Goal	Related City Council Goal
1	Increased program activities and services for individuals 55 or older through collaboration with other agencies.	Goal #1	Livable Communities
2	Facilitated collaborative efforts to address social problems.	Goal #1	Livable Communities
3	Collaborated and formed partnerships with multiple agencies and organizations throughout the City in order to provide educational and social services to youth utilizing the Youth Opportunity Center.	Goal #2	Livable Communities
4	Increased the community's awareness of the Special Transit program, primarily through improved marketing.	Goal #2	Livable Communities
5	Researched, developed, and implemented a non-profit 501(c)(3) foundation.	Goal #2	Livable Communities
6	Completed Revised Master Plan and CEQA process for Hunter Hobby Park.	Goal #3	Livable Communities
7	Completed construction of Skate Park at Bobby Bonds Park.	Goal #5	Livable Communities
8	Completed design and have received bids for construction of Universal Playground at Fairmount Park.	Goal #5	Livable Communities
9	Completed conceptual Master Plan for Tequesquite park site. EIR processing is underway.	Goal #5	Livable Communities

PARKS, RECREATION, AND COMMUNITY SERVICES DEPARTMENT

FISCAL YEAR 2008/09 DEPARTMENT ACCOMPLISHMENTS (CONTINUED)

Accomplishment	Related Goal	Related City Council Goal
10 Completed installation of artificial turf field at Bobby Bonds Park.	Goal #5	Livable Communities

FISCAL YEAR 2009/10 DEPARTMENT OBJECTIVES

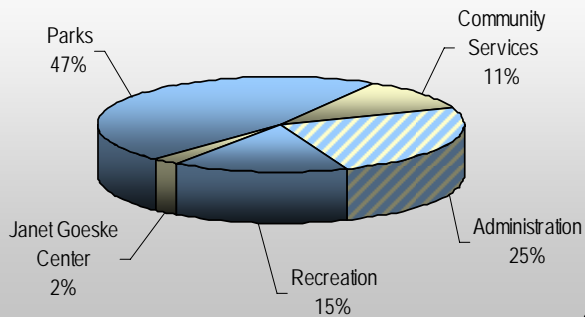
Objective	Related Goal	Related City Council Goal
1 To increase the number of recreation programs and activities that promote a healthy and active lifestyle.	Goal #4	Livable Communities
2 To create opportunities for young adults through the City's Youth Opportunity Center.	Goal #4	Livable Communities
3 To begin construction of the Hunt Park Community Center.	Goal #5	Livable Communities
4 To complete construction of the La Sierra Senior Center	Goal #5	Livable Communities
5 To complete construction of the Arlington Heights Sports Park.	Goal #5	Livable Communities

PARKS, RECREATION, AND COMMUNITY SERVICES DEPARTMENT

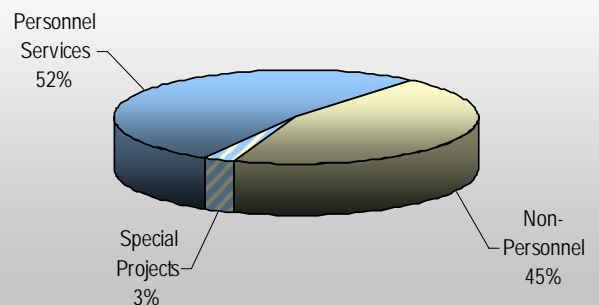
BUDGET SUMMARY BY DIVISION

	Actual 2006/07	Actual 2007/08	Budgeted 2008/09	Budgeted 2009/10	Change
Administration	4,309,730	4,460,424	4,845,845	4,269,643	-11.89%
Recreation	5,464,247	2,863,466	3,204,759	2,649,081	-17.34%
Janet Goeske Center	367,027	392,544	428,590	403,590	-5.83%
Parks	8,749,009	8,084,031	8,983,482	7,984,790	-11.12%
Community Services	-	3,406,999	2,798,197	1,892,675	-32.36%
Current Operations Budget	\$ 18,890,015	\$ 19,207,465	\$ 20,260,873	\$ 17,199,779	-15.11%

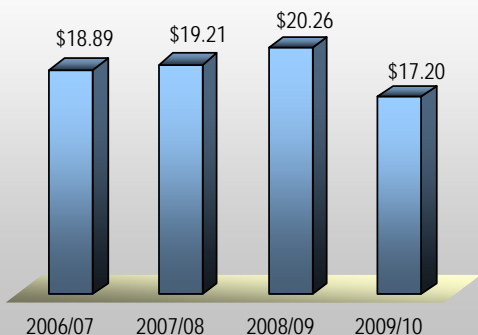
BUDGET BY DIVISION



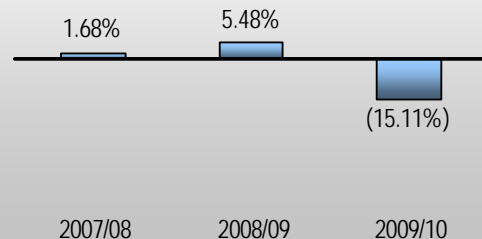
BUDGET BY CATEGORY



HISTORICAL BUDGET (MILLIONS)



HISTORICAL BUDGET INCREASE (OVER PRIOR FISCAL YEAR)



PARKS, RECREATION, AND COMMUNITY SERVICES DEPARTMENT

BUDGET SUMMARY BY BUDGET CATEGORY

	Actual 2006/07	Actual 2007/08	Budgeted 2008/09	Budgeted 2009/10	Change
Personnel Services	9,804,859	11,229,119	11,578,841	9,039,319	-21.93%
Non-Personnel	8,571,018	7,504,797	8,118,878	7,660,106	-5.65%
Special Projects	514,138	473,549	563,154	500,354	-11.15%
Current Operations Budget	\$ 18,890,015	\$ 19,207,465	\$ 20,260,873	\$ 17,199,779	-15.11%
Equipment Outlay	184,112	977,239	71,222	15,978	-77.57%
Debt Service	256,346	191,330	188,282	188,282	0.00%
Operating Grants	246,837	549,271	-	-	---
Capital Outlay & Grants	16,554,781	31,455,488	1,018,307	968,061	-4.93%
Charges From Others	3,324,336	3,138,795	2,670,115	2,374,935	-11.05%
Charges To Others	(1,096,884)	(1,044,901)	(1,757,934)	(1,513,498)	-13.90%
Total Budget	\$ 38,359,543	\$ 54,474,687	\$ 22,450,865	\$ 19,233,537	-14.33%

SUMMARY OF SIGNIFICANT BUDGET ADJUSTMENTS – PRIOR YEAR TO CURRENT YEAR

Personnel Adjustments

1. One vacant position was deleted in the Recreation Division that supported Citywide youth programs. This function is now performed in the Office of the Mayor.
2. Various part-time Recreation and Community Services Division positions were deleted to align FTE counts with staffing needs.
3. 1.50 part-time Clerical Assistant positions were deleted and replaced by one Clerical Assistant position that was added.
4. Various vacant positions were unfunded as part of the strategy to balance the General Fund budget.

Other Adjustments

1. The non-personnel budget in the Community Services Division was reduced as part of the overall effort to balance the General Fund budget.

Departmental Budget Detail

Department / Section: Parks, Recreation & Comm Svcs / Park & Rec-Administration
101 - 520000

Object	GL Key	Description	Actual 2007/08	Budgeted 2008/09	Amended 2008/09	Requested 2009/10	% Budget Change
411100	5200000	Salaries-Regular	990,743	1,264,234	1,264,234	878,420	(30) %
411110	5200000	Salaries-Temp & Part Time	7,897	0	0	0	---
412000	5200000	Emp Pension & Benefits	441,373	541,617	541,617	381,338	(29) %
413110	5200000	OT at Straight Time	33	0	0	0	---
413120	5200000	OT at 1.5 Rate	13,628	5,000	5,000	5,000	%
413130	5200000	OT at Double Time Rate	806	0	0	0	---
Personnel Services Total			1,454,483	1,810,851	1,810,851	1,264,758	(30) %
421000	5200000	Professional Services	405,731	78,425	120,926	10,645	(86) %
421040	5200000	Recreational Services	14,381	12,000	16,579	0	---
422000	5200000	Utility Services	15,867	13,986	13,986	12,800	(8) %
423000	5200000	Rentals & Transport	10,819	14,300	14,300	9,617	(32) %
424000	5200000	Maint & Repairs	462	2,500	2,500	2,500	%
425000	5200000	Office Exp & Supplies	179,689	204,610	204,610	124,830	(38) %
425200	5200000	Periodicals/Dues	1,904	2,675	2,675	2,445	(8) %
426000	5200000	Materials & Supplies	5,833	6,050	6,050	6,050	%
427100	5200000	Travel & Meeting	3,894	0	0	1,500	---
427200	5200000	Training	494	0	0	0	---
428400	5200000	Insurance/All Other	6,223	8,229	8,229	9,587	16 %
Non-personnel Expenses Total			645,303	342,775	389,856	179,974	(47) %
462100	5200000	Automotive Equipment	68,592	0	4,558	0	---
462300	5200000	Office Furniture & Equipment	6,926	0	0	0	---
463300	5200000	Office Furniture & Equip-Cap	1,169	12,240	12,240	12,000	(1) %
Equipment Outlay Total			76,689	12,240	16,798	12,000	(1) %
440301	9784500	Project Bridge-P&R	23,798	0	0	0	---
Grants & Capital Outlay Total			23,798	0	0	0	---
881100	5200000	General Fund Allocation Chgs	595,977	531,379	531,379	289,930	(45) %
882101	5200000	Annual Utilization Chgs 101 Fd	22,899	27,750	27,750	41,363	49 %
882510	5200000	Annual Utilization Chgs 510 Fd	33,540	41,976	41,976	49,329	17 %
Charges From Others Total			652,416	601,105	601,105	380,622	(36) %
892560	5200000	Utilization Chgs to 560 Fund	(13,495)	(56,781)	(56,781)	(93,456)	64 %
894101	5200000	Interfund Svcs-General Fund	(129,838)	(598,334)	(598,334)	(543,643)	(9) %
894220	5200000	Interfund Svcs-CDBG Fund	(423)	0	0	0	---
894401	5200000	Interfund Services-401	(69,048)	(132,963)	(132,963)	(120,810)	(9) %
894411	5200000	Special Capital Imp Fund	(294,429)	(332,407)	(332,407)	(302,024)	(9) %
894413	5200000	Regional Park Spec Cap Imp	(96,310)	(265,926)	(265,926)	(241,619)	(9) %
894442	5200000	Interfd Svcs to Hunter Prk Bz	(61)	0	0	0	---
894479	5200000	Interfund Svcs to 479 Fund	(49,625)	0	0	0	---
894511	5200000	Interfund Svcs-Pub Benefits Fd	(71)	0	0	0	---
Charges to Others Total			(653,304)	(1,386,411)	(1,386,411)	(1,301,552)	(6) %
Total Budget Requirements			2,199,387	1,380,560	1,432,199	535,802	(61) %

Departmental Budget Detail

Department / Section: Parks, Recreation & Comm Svcs / P&R-Adm-Plan & Des-Park Proj
101 - 520011

Object	GL Key	Description	Actual 2007/08	Budgeted 2008/09	Amended 2008/09	Requested 2009/10	% Budget Change
411100	5200110	Salaries-Regular	1,394	0	0	0	---
Personnel Services Total			1,394	0	0	0	---
421000	5200110	Professional Services	2,129	0	0	0	---
424000	9736151	Dog People Donations	0	0	1,303	0	---
Non-personnel Expenses Total			2,129	0	1,303	0	---
440120	9130651	Reid Park Football Field Rehab	0	0	158,320	0	---
440120	9130751	Dales Snr Ctr Automatic Doors	0	0	10,000	0	---
440120	9130851	Stratton Ctr Snr Addition	0	0	105,000	0	---
440120	9130951	Villegas Park Picnic Area	0	0	17,470	0	---
440120	9131051	Villegas Park Picnic Improv	0	0	100,000	0	---
440120	9131151	Bryant Prk Ctr Restroom Refurb	0	0	120,000	0	---
440120	9131251	La Sierra Center	0	0	200,000	0	---
440120	9227651	Arlanza EDI	0	0	198,400	0	---
440220	9310151	Carlson Towers/Lights	30,245	0	522	0	---
440220	9310351	Fairmount Lighting	81,378	0	0	0	---
440220	9311551	Shamel Concession Stand/RR	1,841	0	0	0	---
440220	9318651	Highland Park Picnic	124	0	0	0	---
440220	9318751	Bryant Park Playground	89,575	0	0	0	---
440220	9320451	La Sierra Playground	117,003	0	40,750	0	---
440220	9320951	Bryant Pk Boxing & Fitness	547,443	0	0	0	---
440220	9321051	Bobby Bonds YOC	73,257	0	3,684	0	---
440220	9321851	Reid Park Picnic Shelter	87,500	0	0	0	---
440220	9404551	Victoria Ave Historic Restorva	0	0	74,399	0	---
440301	9404051	Fairmount Lighting	24,987	0	49	0	---
440301	9720451	Victoria Avenue Rehab	0	0	1,121	0	---
440301	9721651	Park Refurbishing Program	829,781	247,999	498,702	247,999	%
440301	9729151	Park Refurbishment -Rec Ctrs	455,635	170,308	287,033	170,308	%
440301	9747351	Janet Goeske Center	277	0	5,496	0	---
440301	9749251	Bonds Prkg Lot	37,631	0	0	0	---
440301	9749551	Don Derr Playground	58	0	0	0	---
440301	9750251	Hunter Playground	12,772	0	28,296	0	---
440301	9775051	Newman Park	2,000	0	5,022	0	---
440301	9775451	La Sierra Park	524	0	1,622	0	---
440301	9791451	Youth Opportunity Center	413,193	0	7,048	0	---
440301	9811151	Tyler Doggy Barkway	78,961	0	0	0	---
440301	9826351	Bobby Bonds Snack Bar	0	0	92,860	0	---
440301	9829251	Reid Electrical Line	0	0	500	0	---
440301	9829551	Prk Refurb- Community Centers	0	0	8,364	0	---
440305	9815351	Unvrsl Plygrnd-Carpenter Fndtn	0	0	25,000	0	---
440309	9404551	Victoria Ave Historic Restorva	0	0	99,703	0	---
440309	9825551	MWD-Bobby Bonds Turf Field	0	0	64,256	0	---
461000	9817151	Park Land Acquisition	2,110,750	0	0	0	---
Grants & Capital Outlay Total			4,994,945	418,307	2,153,620	418,307	---
884101	5200110	General Fund Charges	947	0	0	0	---
Charges From Others Total			947	0	0	0	---
895220	9130651	Reid Park Football Field Rehab	0	0	(158,320)	0	---
895220	9130751	Dales Snr Ctr Automatic Doors	0	0	(10,000)	0	---
895220	9130851	Stratton Ctr Snr Addition	0	0	(105,000)	0	---

Departmental Budget Detail

Department / Section: Parks, Recreation & Comm Svcs / P&R-Adm-Plan & Des-Park Proj
101 - 520011

Object	GL Key	Description	Actual 2007/08	Budgeted 2008/09	Amended 2008/09	Requested 2009/10	% Budget Change
895220	9130951	Villegas Park Picnic Area	0	0	(17,470)	0	---
895220	9131051	Villegas Park Picnic Improv	0	0	(100,000)	0	---
895220	9131151	Bryant Prk Ctr Restroom Refurb	0	0	(120,000)	0	---
895220	9131251	La Sierra Center	0	0	(200,000)	0	---
Charges to Others Total			0	0	(710,790)	0	---
Total Budget Requirements			4,999,415	418,307	1,444,133	418,307	---

Departmental Budget Detail

Department / Section: Parks, Recreation & Comm Svcs / Park & Recreation-Recreation
101 - 520500

Object	GL Key	Description	Actual 2007/08	Budgeted 2008/09	Amended 2008/09	Requested 2009/10	% Budget Change
411100	5205000	Salaries-Regular	832,821	836,561	836,561	630,956	(24) %
411110	5205000	Salaries-Temp & Part Time	738,833	931,302	931,934	859,267	(7) %
411410	5205000	Vacation Payoff	6,909	0	0	0	---
411420	5205000	Sick Leave Payoff	29	0	0	0	---
411430	5205000	Compensatory Time Payoff	712	0	0	0	---
412000	5205000	Emp Pension & Benefits	494,338	532,074	538,145	371,952	(30) %
413110	5205000	OT at Straight Time	641	0	0	0	---
413120	5205000	OT at 1.5 Rate	3,501	5,000	5,000	3,780	(24) %
413230	5205000	Holiday OT-Reg/Ret	74	0	0	0	---
413240	5205000	OT 1.5 Sub to Ret	141	0	0	0	---
Personnel Services Total			2,078,004	2,304,937	2,311,640	1,865,955	(19) %
421000	5205000	Professional Services	101,552	67,500	80,025	60,500	(10) %
421040	5205000	Recreational Services	296,142	424,975	447,079	409,435	(3) %
422000	5205000	Utility Services	37,083	50,641	50,641	30,641	(39) %
423000	5205000	Rentals & Transport	18,692	11,950	11,950	11,754	(1) %
424000	5205000	Maint & Repairs	5,124	11,900	11,900	11,900	%
425000	5205000	Office Exp & Supplies	69,408	104,225	104,763	75,825	(27) %
425200	5205000	Periodicals/Dues	799	1,750	1,750	1,750	%
426000	5205000	Materials & Supplies	211,935	154,797	166,480	140,697	(9) %
427100	5205000	Travel & Meeting	2,506	0	0	0	---
427200	5205000	Training	8,252	8,725	8,725	8,625	(1) %
428400	5205000	Insurance/All Other	9,258	14,865	14,865	11,999	(19) %
428420	5205000	Insurance Charges - Direct	50	542	542	0	---
Non-personnel Expenses Total			760,806	851,870	898,722	763,126	(10) %
450034	5205000	City/County Child Care Cons	20,000	20,000	20,000	20,000	%
452012	9829100	CDBG Youth Scholarship Program	0	0	20,000	0	---
453184	5205000	Dales Sr. Ctr. Comp Lab.	3,537	0	0	0	---
453185	5205000	Friendly Star Program	803	0	0	0	---
453193	5205000	Reid-Learning Center	0	10,482	10,482	0	---
453194	5205000	Lincoln Learning Center	0	3,494	(6,988)	0	---
453195	5205000	Cesar Chavez Lrng Ctr	0	6,988	3,494	0	---
453196	5205000	Bordwell Learning Ctr	0	6,988	5,999	0	---
453524	5205000	Arlanza Learning Ctr	143	0	0	0	---
453916	5205000	Nichols Pk Homework Assist Pgm	171	0	0	0	---
456000	5205000	Energy Contingency Funds	0	0	(6,988)	0	---
Special Projects Total			24,655	47,952	45,999	20,000	(58) %
440110	9124300	Healthy Cities 05/06	1,153	0	11,423	0	---
440110	9130151	Arlanza Learning Ctr-07/08	10,350	0	0	0	---
Operating Grants Total			11,504	0	11,423	0	---
462100	5205000	Automotive Equipment	23,548	0	0	0	---
463300	5205000	Office Furniture & Equip-Cap	2,555	3,978	3,978	3,978	%
Equipment Outlay Total			26,104	3,978	3,978	3,978	---
440120	9132251	Cesar Chavez Computer Lab	0	0	10,000	0	---
440301	9228900	Microsoft Unlimited Potential	16,333	0	33,667	0	---
Grants & Capital Outlay Total			16,333	0	43,667	0	---

Departmental Budget Detail

Department / Section: Parks, Recreation & Comm Svcs / Park & Recreation-Recreation
101 - 520500

Object	GL Key	Description	Actual 2007/08	Budgeted 2008/09	Amended 2008/09	Requested 2009/10	% Budget Change
881100	5205000	General Fund Allocation Chgs	668,098	273,201	273,201	211,533	(22) %
882101	5205000	Annual Utilization Chgs 101 Fd	5,250	7,500	7,500	4,000	(46) %
Charges From Others Total			673,348	280,701	280,701	215,533	(23) %
892560	5205000	Utilization Chgs to 560 Fund	(70,591)	0	0	(117,678)	---
894101	5205000	Interfund Svcs-General Fund	(23,675)	0	0	0	---
895220	9132251	Cesar Chavez Computer Lab	0	0	(10,000)	0	---
895220	9829100	CDBG Youth Scholarship Program	0	0	(20,000)	0	---
Charges to Others Total			(94,267)	0	(30,000)	(117,678)	---
Total Budget Requirements			3,496,489	3,489,438	3,566,130	2,750,914	(21) %

Departmental Budget Detail

Department / Section: Parks, Recreation & Comm Svcs / Park & Rec-Janet Goeske Cent
101 - 521000

Object	GL Key	Description	Actual 2007/08	Budgeted 2008/09	Amended 2008/09	Requested 2009/10	% Budget Change
422200	5210000	Electric	6,689	25,000	25,000	25,000	%
424000	5210000	Maint & Repairs	609	0	0	0	---
Non-personnel Expenses Total			7,299	25,000	25,000	25,000	---
450129	5210000	Janet Goeske Center	385,245	403,590	403,590	378,590	(6) %
Special Projects Total			385,245	403,590	403,590	378,590	(6) %
881100	5210000	General Fund Allocation Chgs	36,591	29,797	29,797	25,881	(13) %
Charges From Others Total			36,591	29,797	29,797	25,881	(13) %
Total Budget Requirements			429,135	458,387	458,387	429,471	(6) %

Departmental Budget Detail

Department / Section: Parks, Recreation & Comm Svcs / Park & Recreation-Parks
101 - 521500

Object	GL Key	Description	Actual 2007/08	Budgeted 2008/09	Amended 2008/09	Requested 2009/10	% Budget Change
411100	5215000	Salaries-Regular	1,979,831	2,125,203	2,125,203	1,622,226	(23) %
411110	5215000	Salaries-Temp & Part Time	212,719	144,668	144,668	110,570	(23) %
411410	5215000	Vacation Payoff	14,013	0	0	0	---
411420	5215000	Sick Leave Payoff	36,340	0	0	0	---
411430	5215000	Compensatory Time Payoff	1,352	0	0	0	---
412000	5215000	Emp Pension & Benefits	942,447	982,199	982,199	700,075	(28) %
413110	5215000	OT at Straight Time	18,410	31,289	31,289	29,725	(4) %
413120	5215000	OT at 1.5 Rate	46,032	86,123	86,123	81,817	(4) %
413130	5215000	OT at Double Time Rate	2,039	5,215	5,215	4,954	(5) %
413230	5215000	Holiday OT-Reg/Ret	199	0	0	0	---
413240	5215000	OT 1.5 Sub to Ret	1,021	0	0	0	---
Personnel Services Total			3,254,408	3,374,697	3,374,697	2,549,367	(24) %
421000	5215000	Professional Services	612,822	953,853	954,453	845,049	(11) %
421040	5215000	Recreational Services	7,924	0	0	0	---
421204	5215000	Neigh Maint Contract	1,314,048	1,612,272	2,276,227	1,607,046	() %
421205	5215000	Tree Maintenance Contract	50,667	25,000	25,000	25,000	%
421206	5215000	Community Parks Mowing Contract	150	0	0	0	---
422000	5215000	Utility Services	188,735	167,640	167,640	162,915	(2) %
422200	5215000	Electric	724,690	818,870	818,870	818,870	%
422500	5215000	Water	786,601	745,161	745,161	707,903	(4) %
422700	5215000	Refuse/Disposal Fees	116,308	140,000	140,000	170,000	21 %
423000	5215000	Rentals & Transport	321,214	357,000	357,000	311,000	(12) %
424000	5215000	Maint & Repairs	532,792	589,429	610,271	576,929	(2) %
425000	5215000	Office Exp & Supplies	21,673	9,600	9,600	9,600	%
425200	5215000	Periodicals/Dues	655	700	700	700	%
426000	5215000	Materials & Supplies	94,998	115,175	115,778	101,100	(12) %
427100	5215000	Travel & Meeting	104	0	0	0	---
427200	5215000	Training	6,255	6,565	6,565	6,565	%
428400	5215000	Insurance/All Other	13,717	15,471	15,471	15,497	%
447100	5215000	Taxes and Assessments	0	49	49	49	%
Non-personnel Expenses Total			4,793,359	5,556,785	6,242,786	5,358,223	(3) %
450014	5215000	Live Steamers	1,994	2,000	2,000	2,000	%
450016	5215000	Weekend Prisoner Prog	0	50,000	50,000	25,000	(50) %
Special Projects Total			1,994	52,000	52,000	27,000	(48) %
440110	9124200	FEMA Reimb-2005 Storms	393,340	0	6,002	0	---
Operating Grants Total			393,340	0	6,002	0	---
462100	5215000	Automotive Equipment	2,351	0	8,452	0	---
463300	5215000	Office Furniture & Equip-Cap	369	0	0	0	---
Equipment Outlay Total			2,721	0	8,452	0	---
440301	5215000	City Funds	34	0	0	0	---
440301	9775200	Syc. Canyon SKR Endowment	17,494	0	0	0	---
440301	9829700	Bergamont Playground	0	0	9,740	0	---
440301	9831151	Orange Terrace - Alarm Keys	0	0	1,738	0	---
Grants & Capital Outlay Total			17,529	0	11,478	0	---
881100	5215000	General Fund Allocation Chgs	809,154	589,537	589,537	420,324	(28) %

Departmental Budget Detail

Department / Section: Parks, Recreation & Comm Svcs / Park & Recreation-Parks
101 - 521500

Object	GL Key	Description	Actual 2007/08	Budgeted 2008/09	Amended 2008/09	Requested 2009/10	% Budget Change
882101	5215000	Annual Utilization Chgs 101 Fd	261,684	19,024	19,024	2,621	(86) %
882260	5215000	Annual Utilization Chgs 260 Fd	6,999	7,000	7,000	0	---
882510	5215000	Annual Utilization Chgs 510 Fd	4,596	4,596	4,596	4,596	%
884101	5215000	General Fund Charges	0	15,000	15,000	5,000	(66) %
Charges From Others Total			1,082,433	635,157	635,157	432,541	(31) %
892101	5215000	Annual Utiliztn Chgs to 101 Fd	(189,294)	0	0	(70,313)	---
894101	5215000	Interfund Svcs-General Fund	(13,040)	(19,080)	(19,080)	(22,107)	15 %
894103	5215000	Interfund Svcs-Dist Imprv Inci	(19,469)	0	0	0	---
894104	5215000	Interfund Svcs-Landscape Maint	(53)	(198,759)	(198,759)	0	---
894220	5215000	Interfund Svcs-CDBG Fund	(461)	0	0	0	---
894401	5215000	Interfund Services-401	(623)	0	0	0	---
894510	5215000	Interfund Svcs-Electric Fund	0	0	0	(1,848)	---
894520	5215000	Interfund Svcs-Water Fund	(147)	0	0	0	---
894560	5215000	Interfund Svcs-Special	(12,621)	0	0	0	---
Charges to Others Total			(235,710)	(217,839)	(217,839)	(94,268)	(56) %
Total Budget Requirements			9,310,076	9,400,800	10,112,735	8,272,863	(12) %

Departmental Budget Detail

Department / Section: Parks, Recreation & Comm Svcs / Park & Rec-Parks-Street Tree
101 - 521510

Object	GL Key	Description	Actual 2007/08	Budgeted 2008/09	Amended 2008/09	Requested 2009/10	% Budget Change
411100	5215100	Salaries-Regular	29	0	0	0	---
Personnel Services Total			29	0	0	0	---
423000	5215100	Rentals & Transport	21	0	0	0	---
Non-personnel Expenses Total			21	0	0	0	---
Total Budget Requirements			50	0	0	0	---

Departmental Budget Detail

Department / Section: Parks, Recreation & Comm Svcs / P&R Spec District Park Maint
101 - 521520

Object	GL Key	Description	Actual 2007/08	Budgeted 2008/09	Amended 2008/09	Requested 2009/10	% Budget Change
450076	5215201	Loving Homes	0	0	0	21,300	---
450077	5215201	Village At Canyon Crest	0	0	0	28,900	---
Special Projects Total			0	0	0	50,200	---
Total Budget Requirements			0	0	0	50,200	---

Departmental Budget Detail

Department / Section: Parks, Recreation & Comm Svcs / P&R-Senior Nutrit-Congregate
101 - 522010

Object	GL Key	Description	Actual 2007/08	Budgeted 2008/09	Amended 2008/09	Requested 2009/10	% Budget Change
423000	5220100	Rentals & Transport	353	0	0	0	---
Non-personnel Expenses Total			353	0	0	0	---
Total Budget Requirements			353	0	0	0	---

Departmental Budget Detail

Department / Section: Parks, Recreation & Comm Svcs / Park & Recreation-Comm Svcs
101 - 522500

Object	GL Key	Description	Actual 2007/08	Budgeted 2008/09	Amended 2008/09	Requested 2009/10	% Budget Change
411100	5225000	Salaries-Regular	1,011,701	1,054,658	1,054,658	596,918	(43) %
411100	9126757	Summer Food 2007	519	0	0	0	---
411100	9126957	AUSD Prime Time 07/08	765	0	0	0	---
411100	9127957	Summer Food 2008	0	0	9,278	0	---
411110	5225000	Salaries-Temp & Part Time	534,367	473,737	473,105	522,315	10 %
411110	9121800	Bowling w/ the Badge-C.White	42,889	0	32,142	0	---
411110	9125357	AUSD Prime Time 06/07	(1,750)	0	0	0	---
411110	9126757	Summer Food 2007	7,155	0	0	0	---
411110	9126957	AUSD Prime Time 07/08	560,342	0	307,263	0	---
411110	9127357	RUSD Prime Time 07/08	69,112	0	5,990	0	---
411110	9127957	Summer Food 2008	1,534	0	5,040	0	---
411110	9129057	Summer Food 2009	0	0	12,776	0	---
411110	9323757	AUSD-Prime Time 08/09	0	0	962,529	0	---
411110	9324057	Prime Time-RUSD-08/09	0	0	94,376	0	---
411310	5225000	Night Shift Premium	79	0	0	0	---
411410	5225000	Vacation Payoff	216	0	0	0	---
411430	5225000	Compensatory Time Payoff	19	0	0	0	---
412000	5225000	Emp Pension & Benefits	581,443	663,446	657,375	363,576	(45) %
413120	5225000	OT at 1.5 Rate	3,200	0	0	0	---
Personnel Services Total			2,811,598	2,191,841	3,614,532	1,482,809	(32) %
421000	5225000	Professional Services	133,718	60,859	60,859	30,690	(49) %
421000	9126957	AUSD Prime Time 07/08	194	0	0	0	---
421000	9127357	RUSD Prime Time 07/08	247	0	0	0	---
421040	5225000	Recreational Services	107,637	154,875	156,985	147,343	(4) %
422000	5225000	Utility Services	45,293	36,840	36,840	32,860	(10) %
422200	5225000	Electric	8,414	0	0	0	---
423000	5225000	Rentals & Transport	17,654	34,940	34,940	10,575	(69) %
424000	5225000	Maint & Repairs	407	8,530	8,530	1,660	(80) %
425000	5225000	Office Exp & Supplies	54,141	84,768	98,769	51,006	(39) %
425000	9127957	Summer Food 2008	12	0	0	0	---
425200	5225000	Periodicals/Dues	654	1,655	1,655	635	(61) %
426000	5225000	Materials & Supplies	182,648	143,567	154,988	95,344	(33) %
427100	5225000	Travel & Meeting	1,922	0	0	0	---
427200	5225000	Training	6,125	8,995	8,995	4,580	(49) %
427200	9121800	Bowling w/ the Badge-C.White	50	0	0	0	---
428400	5225000	Insurance/All Other	8,844	11,715	11,715	10,609	(9) %
Non-personnel Expenses Total			567,965	546,744	574,276	385,302	(29) %
451292	5225000	Social & Cultural Services	14,244	31,660	26,700	8,600	(72) %
453184	5225000	Dales Sr. Ctr. Comp Lab.	2,433	3,494	994	994	(71) %
453185	5225000	Friendly Star Program	953	3,494	3,494	3,494	%
453186	5225000	Hunt Pk Homewk Assist.	1,102	6,988	994	3,494	(50) %
453524	5225000	Arlanza Learning Ctr	6,770	6,988	6,988	4,488	(35) %
453916	5225000	Nichols Pk Homework Assist Pgm	1,930	6,988	6,988	3,494	(50) %
Special Projects Total			27,435	59,612	46,158	24,564	(58) %
440110	9121800	Bowling w/ the Badge-C.White	58,163	0	135,401	0	---
440110	9125357	AUSD Prime Time 06/07	66	0	0	0	---
440110	9126357	RUSD Prime Time 06/07	189	0	0	0	---
440110	9126757	Summer Food 2007	59,469	0	0	0	---

Departmental Budget Detail

Department / Section: Parks, Recreation & Comm Svcs / Park & Recreation-Comm Svcs
101 - 522500

Object	GL Key	Description	Actual 2007/08	Budgeted 2008/09	Amended 2008/09	Requested 2009/10	% Budget Change
440110	9126957	AUSD Prime Time 07/08	10,314	0	6,835	0	---
440110	9127357	RUSD Prime Time 07/08	1,856	0	2,419	0	---
440110	9127957	Summer Food 2008	14,367	0	67,477	0	---
440110	9129057	Summer Food 2009	0	0	95,043	0	---
440110	9132051	Arlanza Learning Ctr-08/09	0	0	10,000	0	---
440110	9324057	Prime Time-RUSD-08/09	0	0	1,465	0	---
440210	9323757	AUSD-Prime Time 08/09	0	0	17,150	0	---
Operating Grants Total			144,427	0	335,790	0	---
462300	5225000	Office Furniture & Equipment	245	50,000	89,483	0	---
463300	5225000	Office Furniture & Equip-Cap	1,484	5,004	5,004	0	---
Equipment Outlay Total			1,729	55,004	94,487	0	---
440301	9824100	Riverside Healthy Kids	5,027	0	20,080	0	---
Grants & Capital Outlay Total			5,027	0	20,080	0	---
881100	5225000	General Fund Allocation Chgs	0	105,020	105,020	98,145	(6) %
Charges From Others Total			0	105,020	105,020	98,145	(6) %
892560	5225000	Utilization Chgs to 560 Fund	0	(71,087)	(71,087)	0	---
894101	5225000	Interfund Svcs-General Fund	(61,607)	(29,499)	(29,499)	0	---
894411	5225000	Special Capital Imp Fund	0	(29,499)	(29,499)	0	---
894413	5225000	Regional Park Spec Cap Imp	0	(23,599)	(23,599)	0	---
Charges to Others Total			(61,607)	(153,684)	(153,684)	0	---
Total Budget Requirements			3,496,576	2,804,537	4,636,661	1,990,820	(29) %

Departmental Budget Detail

Department / Section: Parks, Recreation & Comm Svcs / Park & Rec-Debt
101 - 529000

Object	GL Key	Description	Actual 2007/08	Budgeted 2008/09	Amended 2008/09	Requested 2009/10	% Budget Change
882101	5290000	Annual Utilization Chgs 101 Fd	0	725,140	725,140	708,023	(2) %
		Charges From Others Total	0	725,140	725,140	708,023	(2) %
		Total Budget Requirements	0	725,140	725,140	708,023	(2) %

Departmental Budget Detail

Department / Section: Parks, Recreation & Comm Svcs / Park & Rec-Capital
101 - 529500

Object	GL Key	Description	Actual 2007/08	Budgeted 2008/09	Amended 2008/09	Requested 2009/10	% Budget Change
411100	5295000	Salaries-Regular	13,145	0	0	0	---
413120	5295000	OT at 1.5 Rate	108	0	0	0	---
Personnel Services Total			13,253	0	0	0	---
421000	5295000	Professional Services	3,535	0	0	0	---
Non-personnel Expenses Total			3,535	0	0	0	---
884101	5295000	General Fund Charges	141,252	0	0	0	---
Charges From Others Total			141,252	0	0	0	---
Total Budget Requirements			158,041	0	0	0	---

Departmental Budget Detail

Department / Section: Parks, Recreation & Comm Svcs / P&R Spec District Park Maint
103 - 521520

Object	GL Key	Description	Actual 2007/08	Budgeted 2008/09	Amended 2008/09	Requested 2009/10	% Budget Change
450076	5215200	Loving Homes	19,469	0	0	0	---
450077	5215200	Village At Canyon Crest	14,748	0	0	0	---
Special Projects Total			34,218	0	0	0	---
Total Budget Requirements			34,218	0	0	0	---

Departmental Budget Detail

Department / Section: Parks, Recreation & Comm Svcs / P&R Districts-Riverwk AD
104 - 521530

Object	GL Key	Description	Actual 2007/08	Budgeted 2008/09	Amended 2008/09	Requested 2009/10	% Budget Change
882101	5215300	Annual Utilization Chgs 101 Fd	189,294	0	0	0	---
		Charges From Others Total	189,294	0	0	0	---
		Total Budget Requirements	189,294	0	0	0	---

Departmental Budget Detail

Department / Section: Parks, Recreation & Comm Svcs / 2007-COPS-Park & Rec
401 - 526500

Object	GL Key	Description	Actual 2007/08	Budgeted 2008/09	Amended 2008/09	Requested 2009/10	% Budget Change
463400	9226500	Reid Park Improvements	0	0	550,000	0	---
463400	9797700	Bordwell Park Childcare Facility	2,118,056	0	2,728,071	0	---
463400	9800000	Orange Terrace Community Ctr	10,873,071	0	467,636	0	---
463400	9800400	Orange Terrace Comm Pk-Riv Ren	3,129,839	0	227,115	0	---
463400	9800900	Youth Opportunity Center	843,087	0	517,701	0	---
463400	9801000	Andulka Park Project	522,542	0	8,415,218	0	---
463400	9801010	Andulka Park-Camera/fiberoptic	0	0	325,000	0	---
463400	9811700	Trails Project - COPS	207,171	0	36,140	0	---
463400	9815400	Mt. Rubidoux Improvements	18,360	0	256,639	0	---
463400	9815600	RCC Aquatics Center	0	0	3,050,000	0	---
463400	9823500	Parks Parking Lot Rehab	381,852	0	0	0	---
463400	9825000	Thundersky-Tennis Courts	0	0	365,000	0	---
463400	9830900	Rutland Park Improvements	0	0	645,000	0	---
463400	9832100	Arlington Heights Sports Park	0	0	11,125,000	0	---
463400	9834800	Mountain View Park Plygrnd	0	0	452,000	0	---
Grants & Capital Outlay Total			18,093,981	0	29,160,523	0	---
Total Budget Requirements			18,093,981	0	29,160,523	0	---

Departmental Budget Detail

Department / Section: Parks, Recreation & Comm Svcs / P&R-Adm-Plan & Des-Park Proj
411 - 520011

Object	GL Key	Description	Actual 2007/08	Budgeted 2008/09	Amended 2008/09	Requested 2009/10	% Budget Change
481000	5200111	Principal	109,840	117,821	1,117,821	117,821	%
482000	5200111	Interest	39,159	31,179	31,179	31,179	%
Debt Service Total			149,000	149,000	1,149,000	149,000	---
440220	9405352	Villegas Basketball Court	160,068	0	0	0	---
440301	9405352	Villegas Basketball Court	172,592	0	20,963	0	---
440301	9717652	Syc Cyn Park Smith Buffer Plnt	82	0	0	0	---
440301	9718952	Orange Terr Comm Park-McMillan	21,077	0	0	0	---
440301	9720152	Andulka Park Dev Phase I & II	2,880	0	7,414	0	---
440301	9736752	Mission Grove Specfc Plan Area	13,211	0	0	0	---
440301	9779652	Van Buren/Cleveland Ph I	(70,261)	0	2,677,735	0	---
440305	9403452	Cesar Chavez Community Center	0	0	822,582	0	---
440305	9405752	La Sierra Park Playground	41,613	0	189,275	0	---
440305	9757252	Syc Highlands/Master Plan	276	0	0	0	---
440305	9758052	Hunt/Irrigation sys replacemen	980	0	42	0	---
440305	9758152	Islander/Shamel/Hunt pool roof	158	0	36,551	0	---
440305	9759152	La Sierra/Mitchell parking exp	11,336	0	9,730	0	---
440305	9765252	Reid/Constr Desgn Ballfied Ph4	237,712	0	172	0	---
440305	9772452	Sports Turf Area	208,869	0	24,512	0	---
440305	9775400	La Sierra Park	0	0	160,545	0	---
440305	9779152	Construction Contingency Res	44,641	400,000	670,877	349,754	(12) %
440305	9779252	Park Land Acquisition	102,551	200,000	356,122	200,000	%
440305	9779352	Bordwell Senior Room	43,722	0	161,907	0	---
440305	9779452	Andulka Park	3,848	0	0	0	---
440305	9779652	Van Buren/Cleveland Ph I	3,363	0	0	0	---
440305	9786952	Villegas Pkg Lot Resurface	30,295	0	119,705	0	---
440305	9788252	Bobby Bonds Swimming Pool Bulk	207,326	0	0	0	---
440305	9788352	Bordwell Senior Room Addition	118,169	0	368,037	0	---
440305	9788552	Bryant/Arlanza Fitness Center	30,829	0	31,937	0	---
440305	9789252	Hunt & Highland Picnic	291	0	0	0	---
440305	9796652	Ballfield Light Systems	231,993	0	0	0	---
440305	9796752	Carlson Parking Lot 06/07	997,770	0	392,655	0	---
440305	9796852	Shamel Pk/Mag Little Leage Re	18,753	0	7,925	0	---
440305	9796952	Park & Rec Construction Cont.	22,601	0	11,586	0	---
440305	9797052	Park Land Acquisition	197,433	0	0	0	---
440305	9797752	Eastside Childcare	350,197	0	(300,250)	0	---
440305	9797852	Villegas Stage Roof	28,560	0	38,178	0	---
440305	9797952	Reid Pk Gym Bleachers	1,059	0	0	0	---
440305	9800552	Mission Ranch Turnkey Park	0	0	2,171,046	0	---
440305	9800652	Van Buren/Cleveland Ph 1	87,352	0	713,755	0	---
440305	9813952	Tequesite Ave Purchase	1,701,678	0	0	0	---
440305	9814552	La Sierra Senior Center	21,879	0	78,120	0	---
440305	9817152	Park Land Acquisition	395,250	0	0	0	---
440305	9818252	Park Land Acquis-Wash/Bradley	0	0	1,100,000	0	---
440305	9823852	Tequesquite Park Improvements	21,960	0	528,039	0	---
440305	9826352	Bobby Bonds Snack Bar	0	0	2,140	0	---
440305	9826652	Don Derr Field Improvements	0	0	27,000	0	---
440305	9826752	Bryant Park Trash Enclosure	0	0	17,000	0	---
440305	9826852	Hunt Park Trash Enclosure	0	0	17,000	0	---
440305	9830452	Fiber Optics-Bobby Bonds	0	0	102,911	0	---
440305	9830552	Fiber Optics-Reid Park	0	0	73,903	0	---
440305	9831552	Rancho Loma Playground Improv	0	0	220,000	0	---

Departmental Budget Detail

Department / Section: Parks, Recreation & Comm Svcs / P&R-Adm-Plan & Des-Park Proj
411 - 520011

Object	GL Key	Description	Actual 2007/08	Budgeted 2008/09	Amended 2008/09	Requested 2009/10	% Budget Change
440305	9836752	Arlington Heights Sport Park	0	0	509,000	0	---
Grants & Capital Outlay Total			5,462,127	600,000	11,368,122	549,754	(8) %
882101	5200111	Annual Utilization Chgs 101 Fd	45,799	55,500	55,500	52,725	(5) %
882260	9779152	Construction Contingency Res	0	0	0	48,430	---
Charges From Others Total			45,799	55,500	55,500	101,155	82 %
Total Budget Requirements			5,656,927	804,500	12,572,622	799,909	() %

Departmental Budget Detail

Department / Section: Parks, Recreation & Comm Svcs / P&R-Adm-Plan & Des-Reg Prk D
413 - 520012

Object	GL Key	Description	Actual 2007/08	Budgeted 2008/09	Amended 2008/09	Requested 2009/10	% Budget Change
440305	9404054	Fairmount Lighting	13,939	0	0	0	---
440305	9405554	Fairmount Park Lighting Proj	288,934	0	138,835	0	---
440305	9718154	Trails System Improvements	121	0	0	0	---
440305	9742554	Syc Cyn Kangaroo Rat Maint	43,560	0	11,625	0	---
440305	9746154	Mt. Rubidoux Repair	184	0	0	0	---
440305	9749954	Fairmount/Well Replacement	61,762	0	4,384	0	---
440305	9759854	Fairmount/Rehab area-Butler bu	116,298	0	170,062	0	---
440305	9759954	Fairmount/Rose garden irrigati	201,614	0	0	0	---
440305	9765454	Fairmount/Relocate Park Office	237,835	0	277,503	0	---
440305	9776054	Parks Financial Strategy Plan	21,967	0	6,958	0	---
440305	9797154	Mt. Rubidoux Road Repair	5,782	0	1,499,317	0	---
440305	9797254	Parent Navel Orange Preserv	15,000	0	10,000	0	---
440305	9797354	Sycamore Canyon Pkg Lot	3,282	0	0	0	---
440305	9800754	Fairmount Lake Rehab	408,906	0	578,018	0	---
440305	9801254	Fairmount Lakes Dredging	1,420,267	0	1,030,869	0	---
440305	9815354	Fairmount Park Improvements	2,286	0	281,576	0	---
440305	9824354	Boat Storage Building	0	0	45,044	0	---
440305	9830652	Fairmount Pk Improvements-2008	0	0	867,000	0	---
Grants & Capital Outlay Total			2,841,745	0	4,921,194	0	---
882101	5200122	Annual Utilization Chgs 101 Fd	22,899	27,750	27,750	26,363	(4) %
Charges From Others Total			22,899	27,750	27,750	26,363	(4) %
Total Budget Requirements			2,864,645	27,750	4,948,944	26,363	(5) %

Departmental Budget Detail

Department / Section: Parks, Recreation & Comm Svcs / P&R-Adm-Special Transit Svcs
560 - 520020

Object	GL Key	Description	Actual 2007/08	Budgeted 2008/09	Amended 2008/09	Requested 2009/10	% Budget Change
411100	5200200	Salaries-Regular	646,968	780,877	780,877	778,482	() %
411110	5200200	Salaries-Temp & Part Time	341,501	399,742	399,742	410,837	2 %
411310	5200200	Night Shift Premium	514	0	0	0	---
411320	5200200	Temp Foreman Pay-Extra 5%	2,505	0	0	0	---
411410	5200200	Vacation Payoff	6,481	0	0	0	---
411420	5200200	Sick Leave Payoff	16,027	0	0	0	---
411430	5200200	Compensatory Time Payoff	429	0	0	0	---
412000	5200200	Emp Pension & Benefits	543,343	657,896	657,896	627,111	(4) %
413110	5200200	OT at Straight Time	1,617	12,000	12,000	12,000	%
413120	5200200	OT at 1.5 Rate	56,558	46,000	46,000	48,000	4 %
Personnel Services Total			1,615,948	1,896,515	1,896,515	1,876,430	(1) %
421000	5200200	Professional Services	35,051	30,500	31,448	54,000	77 %
421040	5200200	Recreational Services	106	0	0	0	---
422000	5200200	Utility Services	7,552	5,321	5,321	15,000	181 %
423000	5200200	Rentals & Transport	3,141	1,000	1,000	8,180	718 %
424000	5200200	Maint & Repairs	299,353	396,500	397,649	407,000	2 %
424000	9226256	FTA-05/06 Facility Maint	1,785	0	0	0	---
424000	9228156	FTA-Prev Maint-06/07	0	0	100,000	0	---
424000	9228356	FTA-Office Equip-06/07	1,263	0	0	0	---
425000	5200200	Office Exp & Supplies	15,314	23,500	24,627	29,400	25 %
425000	9224256	f	7,543	0	0	0	---
425000	9228356	FTA-Office Equip-06/07	723	0	36,682	0	---
425200	5200200	Periodicals/Dues	375	650	650	650	%
426000	5200200	Materials & Supplies	318,790	300,500	303,274	381,500	26 %
427100	5200200	Travel & Meeting	5,503	0	0	0	---
427200	5200200	Training	2,252	3,700	3,700	6,700	81 %
428400	5200200	Insurance/All Other	25,059	33,842	33,842	45,831	35 %
428420	5200200	Insurance Charges - Direct	132	191	191	220	15 %
443300	5200200	Uncoll Accts-Bad Debts	75	0	0	0	---
Non-personnel Expenses Total			724,024	795,704	938,385	948,481	19 %
462100	9224156	FTA-6 Vans-04/05	1,095	0	0	0	---
462100	9226056	FTA-05/06	562,517	0	7,482	0	---
462100	9226156	FTA-05/06 Support Vehicles	65,737	0	4,263	0	---
462100	9228256	FTA-8 Vans-06/07	0	0	719,999	0	---
462200	9226256	FTA-05/06 Facility Maint	8,848	0	58	0	---
462200	9228356	FTA-Office Equip-06/07	2,865	0	8,465	0	---
462300	9224256	f	21,641	0	91	0	---
462300	9228556	FTA-Vehicle Locator Equip-06/0	1,820	0	0	0	---
462308	5200200	Office Furn & Eq-Computer Acqu	429	0	0	0	---
462308	9228556	FTA-Vehicle Locator Equip-06/0	205,040	0	54,960	0	---
Equipment Outlay Total			869,995	0	795,320	0	---
481000	5200200	Principal	9,083	7,109	7,109	7,109	%
482000	5200200	Interest	33,247	32,173	32,173	32,173	%
Debt Service Total			42,330	39,282	39,282	39,282	---
440220	9324300	CA Transit Security Grant	0	0	121,000	0	---
440220	9324310	CA Transit Sec Grnt - Fiber Op	0	0	29,000	0	---
440231	9323400	Prop 1B-11 Vehicles	0	0	1,980,000	0	---

Departmental Budget Detail

Department / Section: Parks, Recreation & Comm Svcs / P&R-Adm-Special Transit Svcs
560 - 520020

Object	GL Key	Description	Actual 2007/08	Budgeted 2008/09	Amended 2008/09	Requested 2009/10	% Budget Change
462000	9228456	FTA-Fleet Bay Exp-06/07	0	0	1,000,000	0	---
Grants & Capital Outlay Total			0	0	3,130,000	0	---
881100	5200200	General Fund Allocation Chgs	205,126	77,481	77,481	95,942	23 %
882101	5200200	Annual Utilization Chgs 101 Fd	84,088	127,868	127,868	211,134	65 %
882510	5200200	Annual Utilization Chgs 510 Fd	4,596	4,596	4,596	4,596	%
882650	5200200	Annual Utilization Chgs 650 Fd	0	0	0	75,000	---
Charges From Others Total			293,810	209,945	209,945	386,672	84 %
894101	5200200	Interfund Svcs-General Fund	(10)	0	0	0	---
Charges to Others Total			(10)	0	0	0	---
Total Budget Requirements			3,546,098	2,941,446	7,009,447	3,250,865	10 %