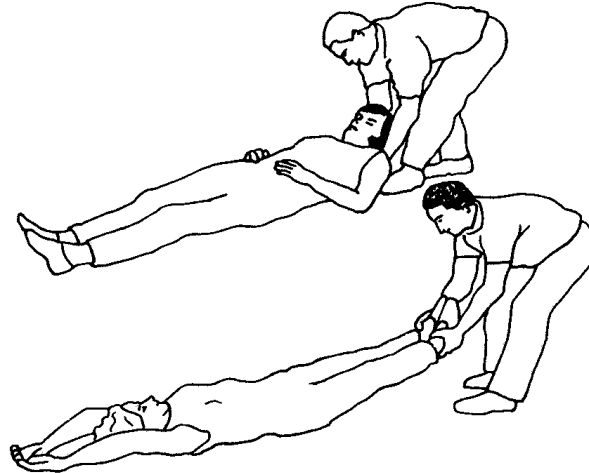
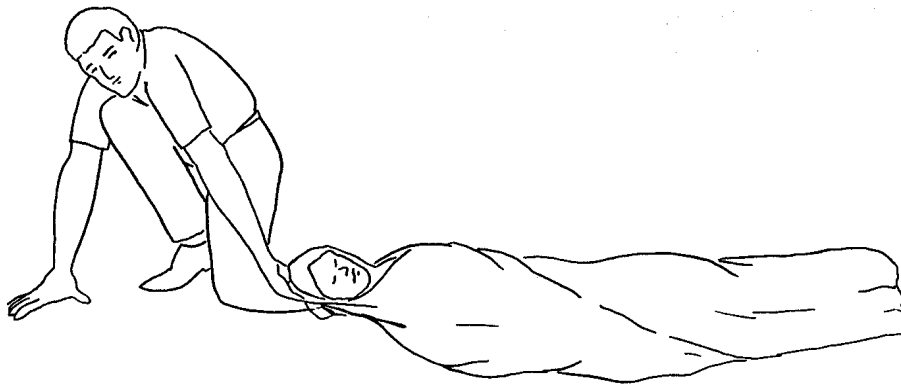

COMMUNITY EMERGENCY RESPONSE TEAM
UNIT 5: LIGHT SEARCH AND RESCUE OPERATIONS

Correct Drag Techniques



Correct Drag Technique

Correct drag technique, showing the rescuer grasping the victim by either the feet or shoulders and dragging him or her clear of the hazard



Blanket Drag

Blanket drag, showing the victim wrapped in a blanket with the rescuer squatting at the victim's head. The rescuer grasps the blanket behind the victim's head and drags him or her clear of the hazard.

COMMUNITY EMERGENCY RESPONSE TEAM
UNIT 5: LIGHT SEARCH AND RESCUE OPERATIONS

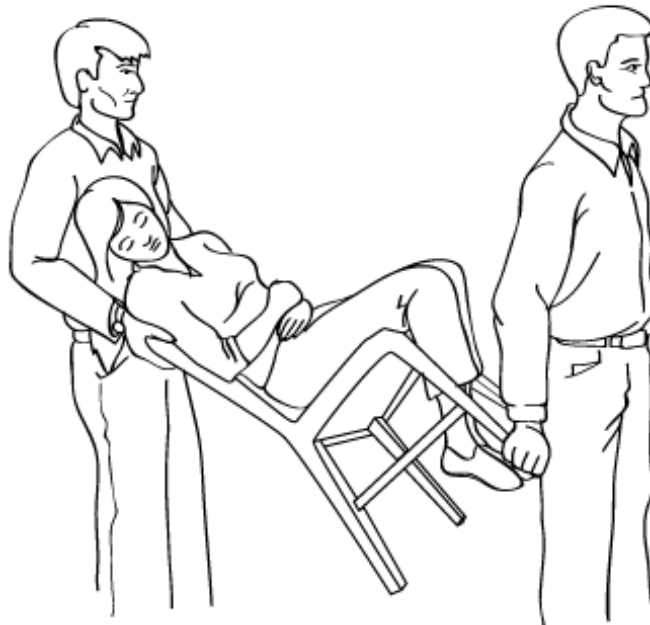
Two-Person Carry

Two-Person Carry in which Rescuer 1 squats at the victim's head and grasps the victim from behind at the midsection. Rescuer 1 should use his right hand to grab the victim's left wrist, and vice versa. Rescuer 2 squats between the victim's knees, grasping the outside of the knees. Both rescuers rise to a standing position."



Chair Carry

Chair Carry in which the victim is placed in a sturdy, non-swivel chair and tilted backward as rescuers lift the victim. This carry requires two rescuers. If possible, secure victim to the chair.



Note that if rescuers will need to carry victim over uneven surfaces, such as stairs, the rescuers must face each other.