


RIVERSIDE



CALIFORNIA

PUBLIC WORKS DEPARTMENT

2014-2015 CDBG

ADA FOOTPATH IMPROVEMENTS

AT VARIOUS LOCATIONS

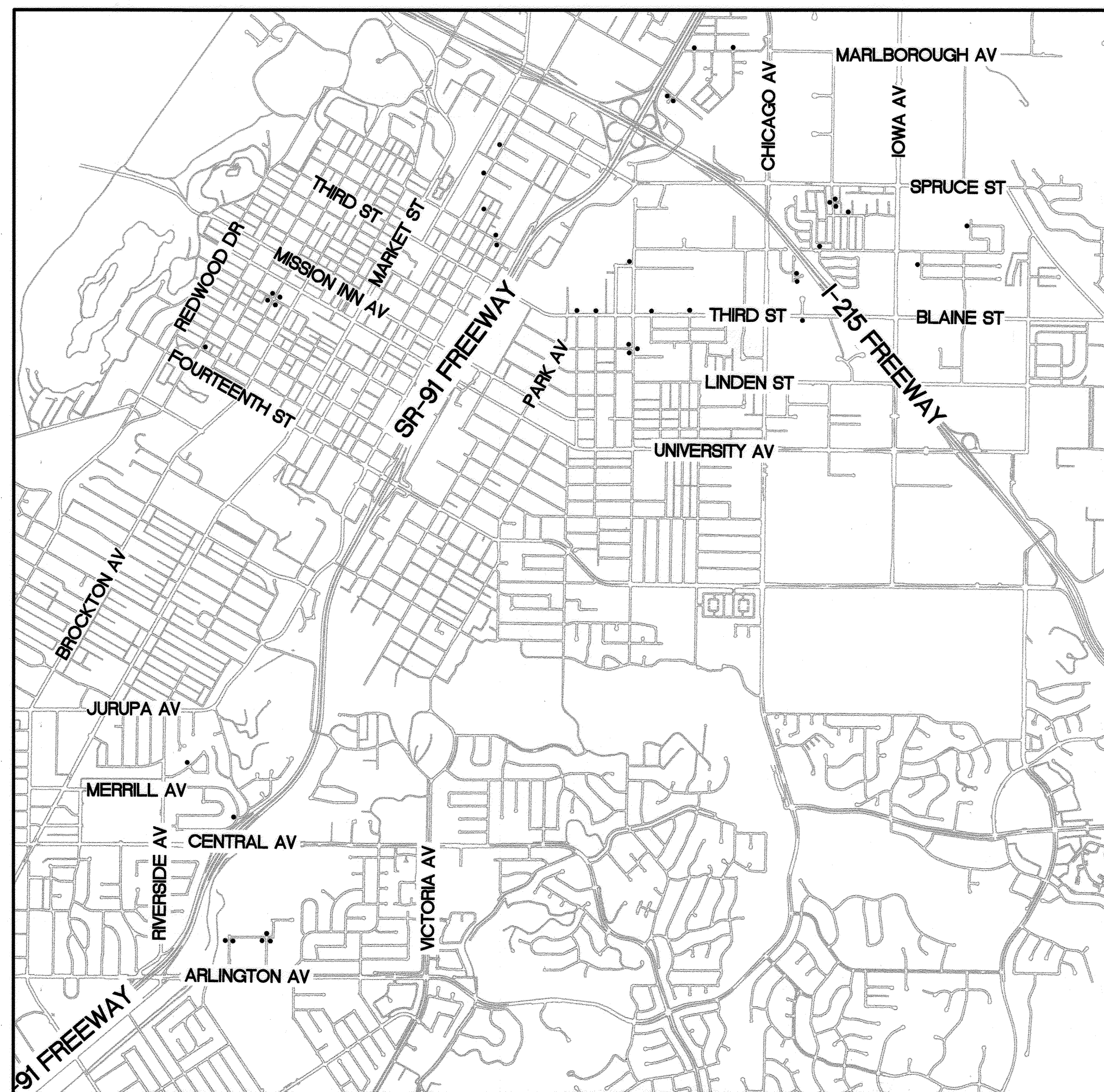
A HUD FUNDED PROJECT

GENERAL CONSTRUCTION NOTES:

- CONSTRUCTION SHALL BE IN ACCORDANCE WITH THE CITY OF RIVERSIDE STANDARD DRAWINGS AND STANDARD SPECIFICATIONS FOR PUBLIC WORKS CONSTRUCTION, 2012 EDITION.
- EXISTING UTILITIES SHOWN ON THIS PLAN ARE PLOTTED FROM UTILITY RECORDS. THE CONTRACTOR IS REQUIRED TO TAKE DUE PRECAUTIONARY MEASURES TO LOCATE AND PROTECT ALL UTILITIES WHETHER OR NOT SHOWN ON THIS PLAN.
- ALL STREET PULL BOXES, AFFECTED BY CONSTRUCTION, SHALL BE ADJUSTED TO THE PROPOSED GRADE, UNLESS OTHERWISE NOTED.
- PRIME CONTRACTOR BIDDING THIS WORK SHALL HAVE A CLASS "A" OR A "C-8".
- CONTRACTOR SHALL GRIND AND OVERLAY EXISTING PAVEMENT AS REQUIRED ADJACENT TO 5% MAX. WHEELCHAIR RAMP BOTTOM LANDING INDICATED ON STANDARD DRAWING NO 304. CONTRACTOR SHALL GRIND AND OVERLAY AS NECESSARY BEYOND LANDING TO JOIN EXISTING PAVEMENT TO PROVIDE A FINISHED JOIN GRADE OF 16% MAXIMUM.
- CONTRACTOR SHALL RECONSTRUCT EXISTING SIDEWALK OR ADD NEW SIDEWALK PER CITY STANDARD 325 AS NECESSARY TO ADEQUATELY JOIN NEW RAMP TO BE CONSTRUCTED PER CITY STD 304, WHETHER INDICATED OR NOT.

CONSTRUCTION DATA TABLE ABBREVIATIONS:

R&R	REMOVE AND REPLACE EXISTING IMPROVEMENT
PIP	PROTECT IN PLACE
WCR	WHEELCHAIR RAMP
S/W	SIDEWALK
D/W	DRIVEWAY
A/C	ASPHALT CONCRETE
PL	PROPERTY LINE
WM	WATER METER
MB	MAILBOX
SL	STREET LIGHT
FH	FIRE HYDRANT
PB	PULLBOX
SNS	STREET NAME SIGN
ECR	END OF CURB RETURN
BURD	BURIED UNDERGROUND ELECTRICAL DISTRIBUTION



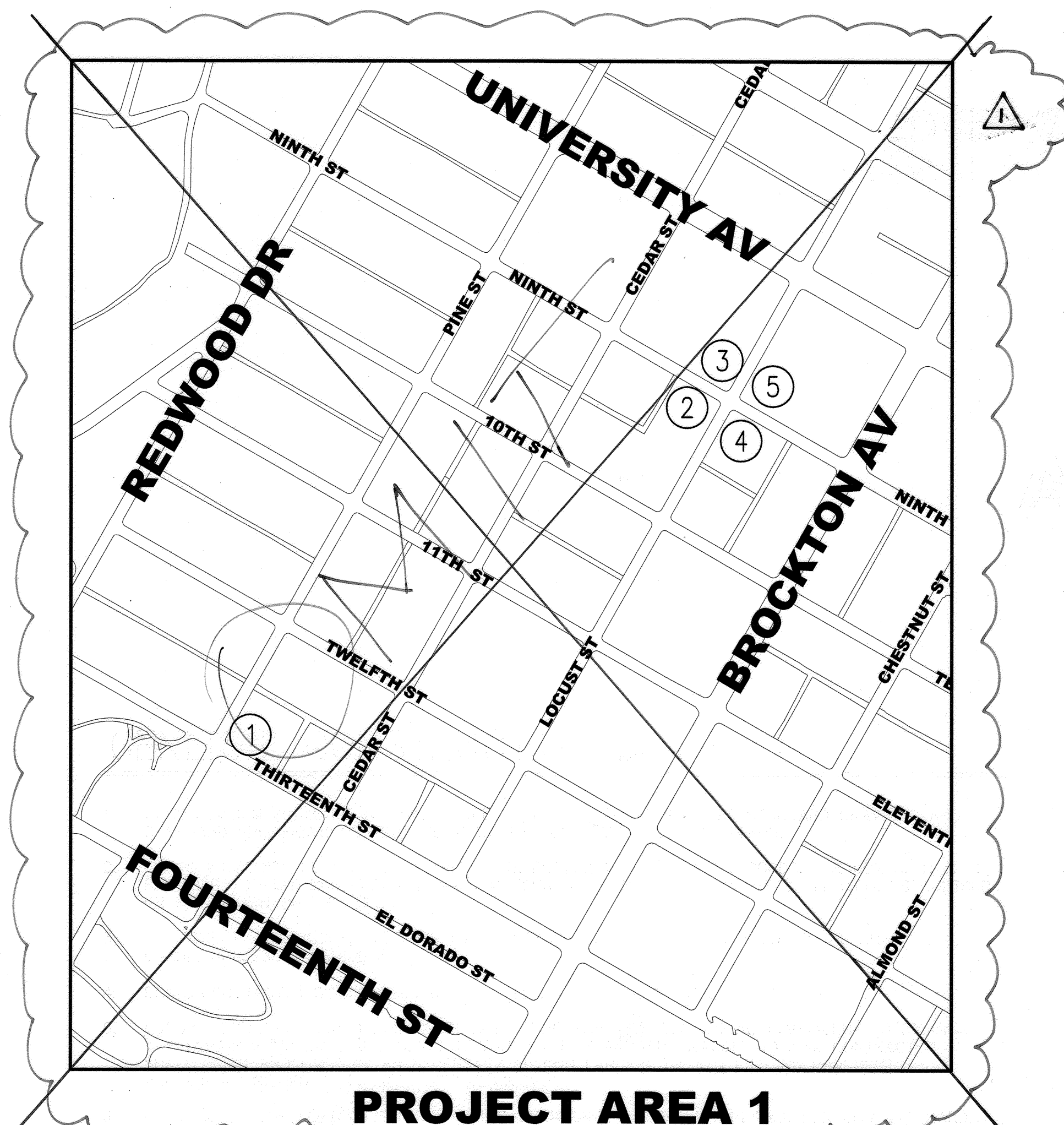
LOCATION MAP

SCALE: NOT TO SCALE

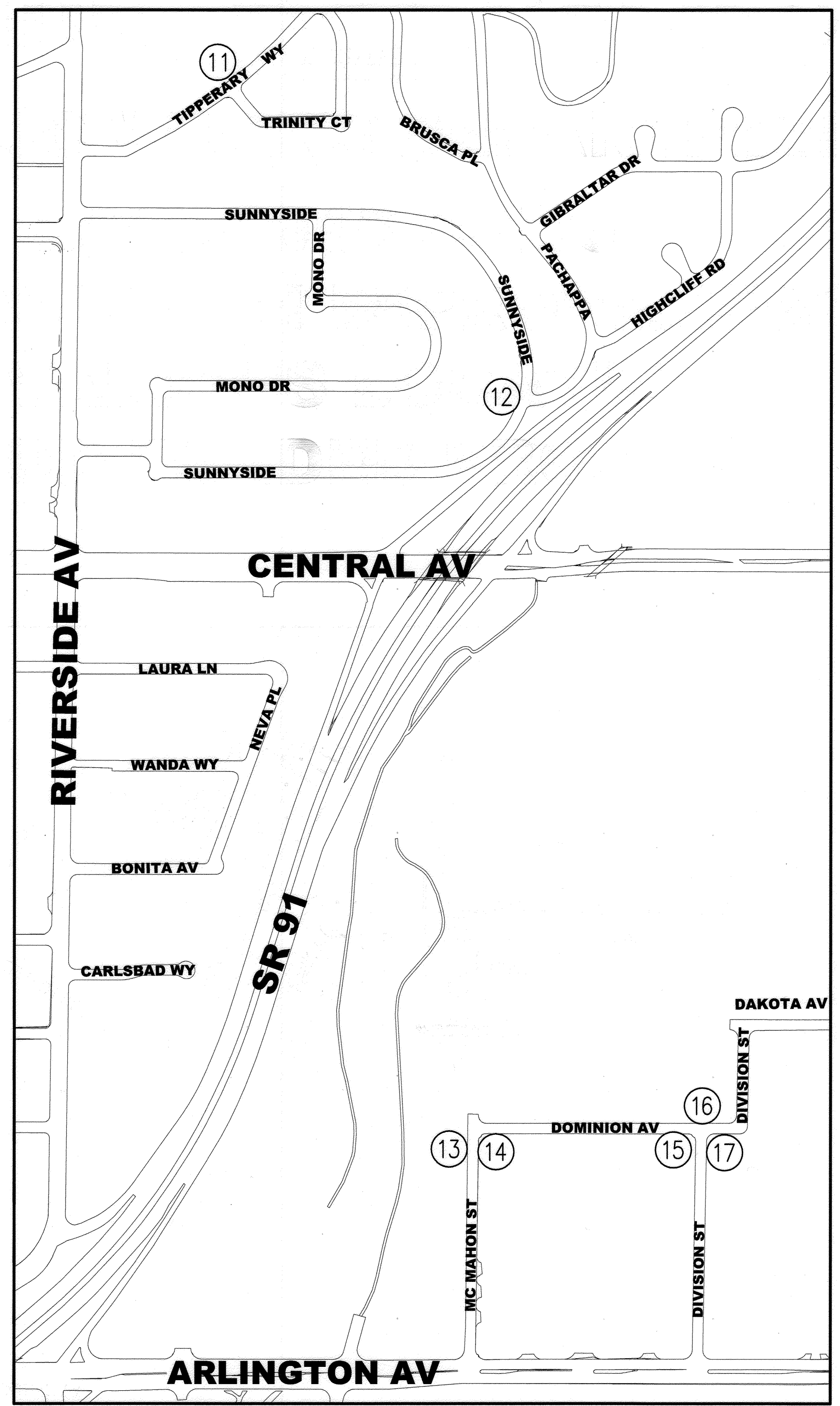
SHEET INDEX:

SHEET NO.	DESCRIPTION
1	TITLE SHEET AND GENERAL NOTES
2	PROJECT AREAS 1, 2, & 3. CONSTRUCTION DATA TABLE
3	PROJECT AREAS 4 & 5. CONSTRUCTION DATA TABLE

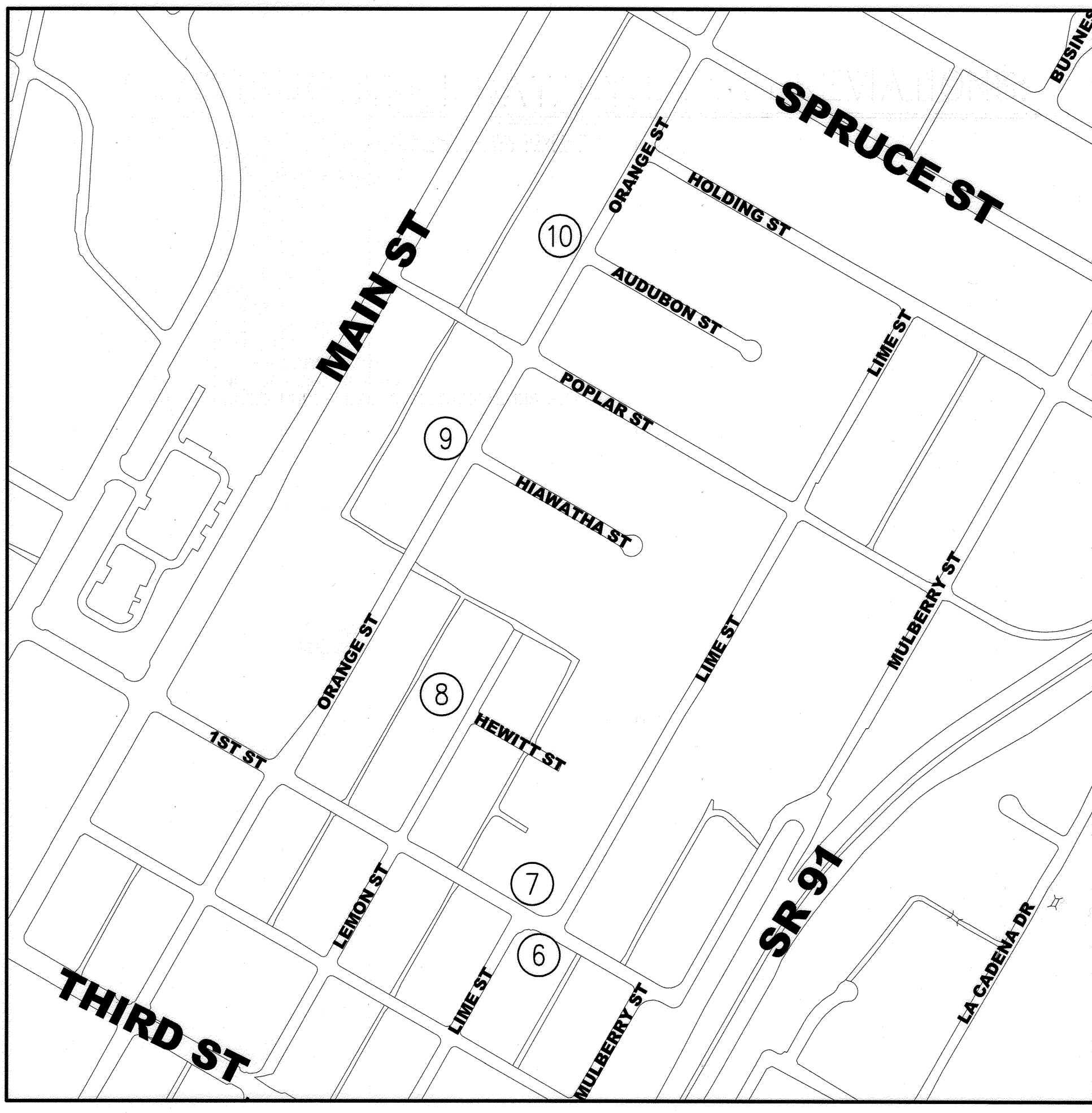
	ENGINEER IN RESPONSIBLE CHARGE Christopher P. Scully R.C.E. No. 83144 EXPIRES: 3-31-17 DATE: 9-16-15		CITY OF RIVERSIDE, CALIFORNIA DEPARTMENT OF PUBLIC WORKS		WHEELCHAIR RAMP IMPROVEMENTS DESIGN WORK ORDER NO.: 1601669 CONSTR. WORK ORDER NO.: 1604752
			APPROVED BY: <i>[Signature]</i> ENGINEERING MANAGER CONSTRUCTION ADMIN. TRAFFIC DIVISION STREETS SERVICES SURVEYOR	BY: <i>[Signature]</i> DATE: 9/17/15 9/29/15 9-28-15 9/20/15	APPROVED BY: <i>[Signature]</i> CITY ENGINEER DATE: 9/23/2015



PROJECT AREA 1




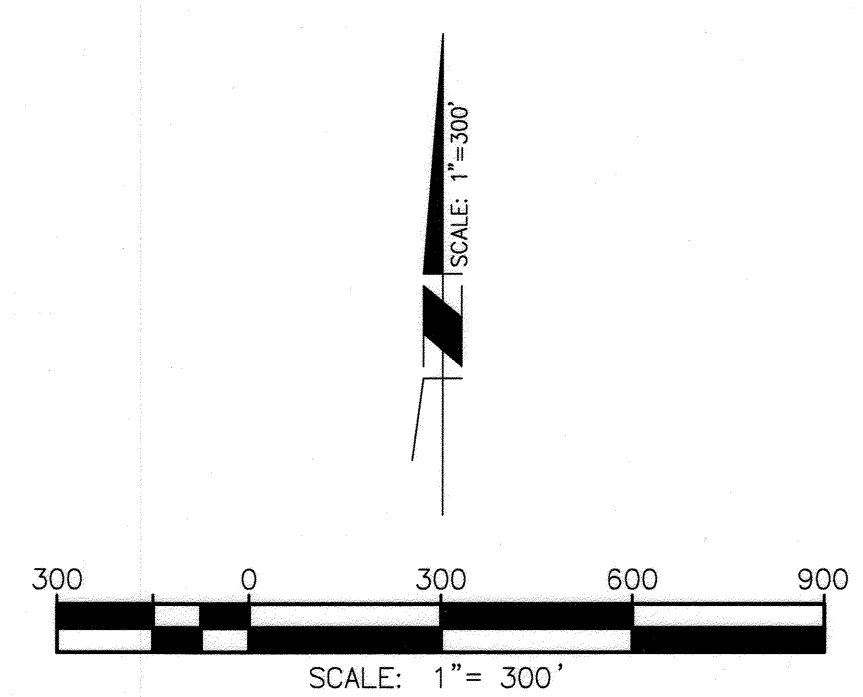
PROJECT AREA 3




PROJECT AREA 2

WHEELCHAIR RAMP CONSTRUCTION DATA				
NO.	LOCATION	QUAD.	RAMP TYPE	REMARKS
1	THIRTEENTH & PINE	NE	IV-A	STAMP, PIP SIGN
2	NINTH & LOCUST	SW	IV	STAMP
3	NINTH & LOCUST	NW	VI	PIP CB, 2 STAMPS
4	NINTH & LOCUST	SE	IV	STAMP
5	NINTH & LOCUST	NE	IV	2 STAMPS, REPAIR FRONT OF CB
6	FIRST & LIME	"T"	I	MOD., NO WINGS, RET. CURB, PIP PP & TREE
7	FIRST & LIME	"T"	I	MOD., NO WINGS, RET. CURB, PIP PP & SL. STAMP
8	LEMON & HEWITT	"T"	I	MOD., NO WINGS, RET. CURB, PIP FH & MAILBOX
9	ORANGE & HIAWATHA	"T"	II-A	PIP MH
10	ORANGE & AUDUBON	"T"	I	MOD., NO WINGS, PIP PP.
11	TIPPERARY & TRINITY	"T"	I	MOD., NO WINGS.
12	SUNNYSIDE & HIGHCLIFF	"T"	II-A	
13	MC MAHON & DOMINION	"T"	I	MOD., NO WINGS.
14	MC MAHON & DOMINION	SE	I	RELOCATE STREET NAME SIGN
15	DIVISION & DOMINION	SW	V	
16	DIVISION & DOMINION	"T"	II-A	
17	DIVISION & DOMINION	SE	V	PIP VAULT

R&R = REMOVE AND REPLACE EXISTING IMPROVEMENT
 PIP = PROTECT IN PLACE
 PL = PROPERTY LINE
 WM = WATER METER
 PP = POWER POLE
 MOD. = MODIFIED
 RET. = RETAINING
 STAMP = CONTRACTOR STAMP
 CB = CATCH BASIN



ENGINEER IN RESPONSIBLE CHARGE
 Christopher P. Scully
 R.C.E. No. 83144 EXPIRES: 3-31-17
 DATE: 9-16-15

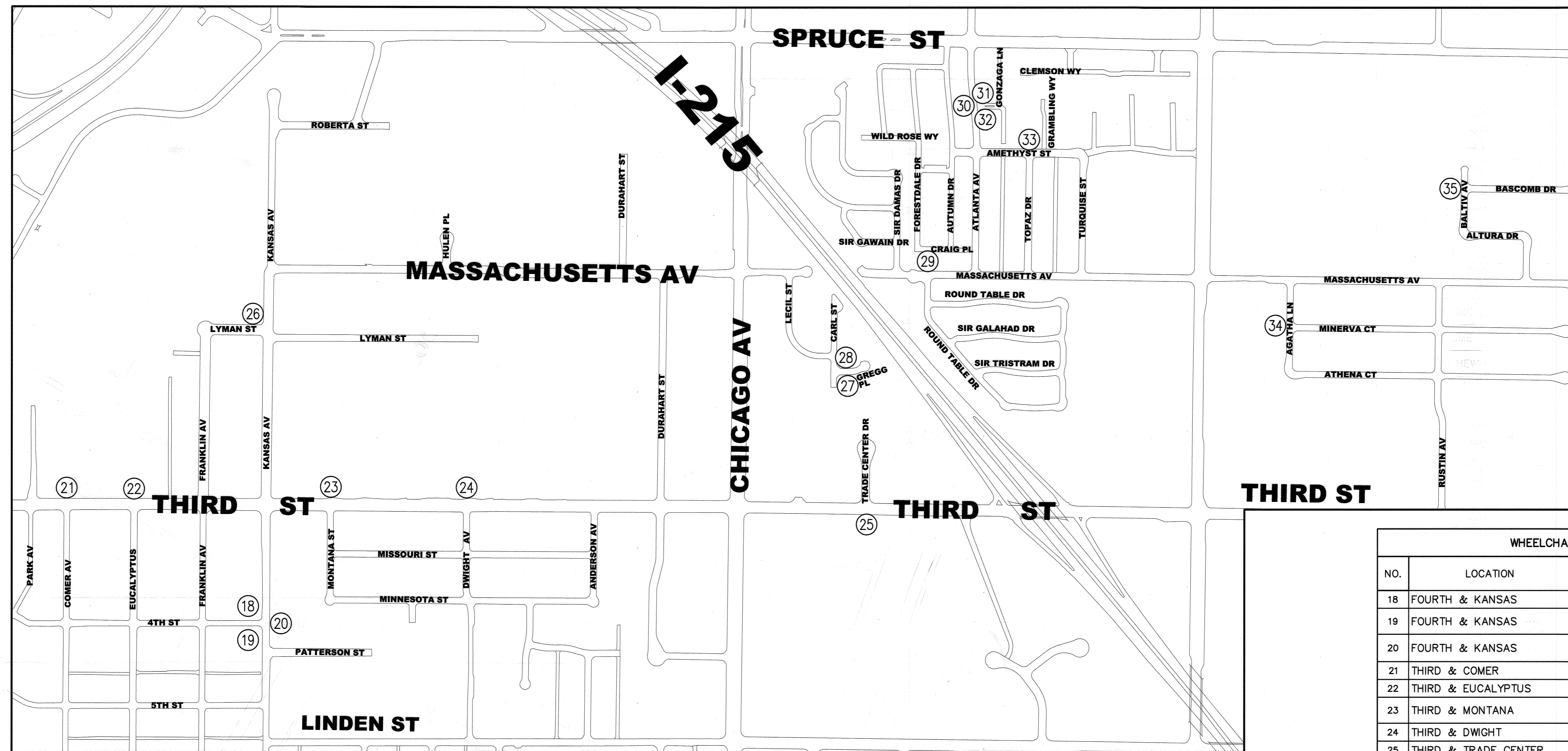


DESIGNED BY	CS	DRAWN BY	CS	CHECKED BY	CS
-------------	----	----------	----	------------	----

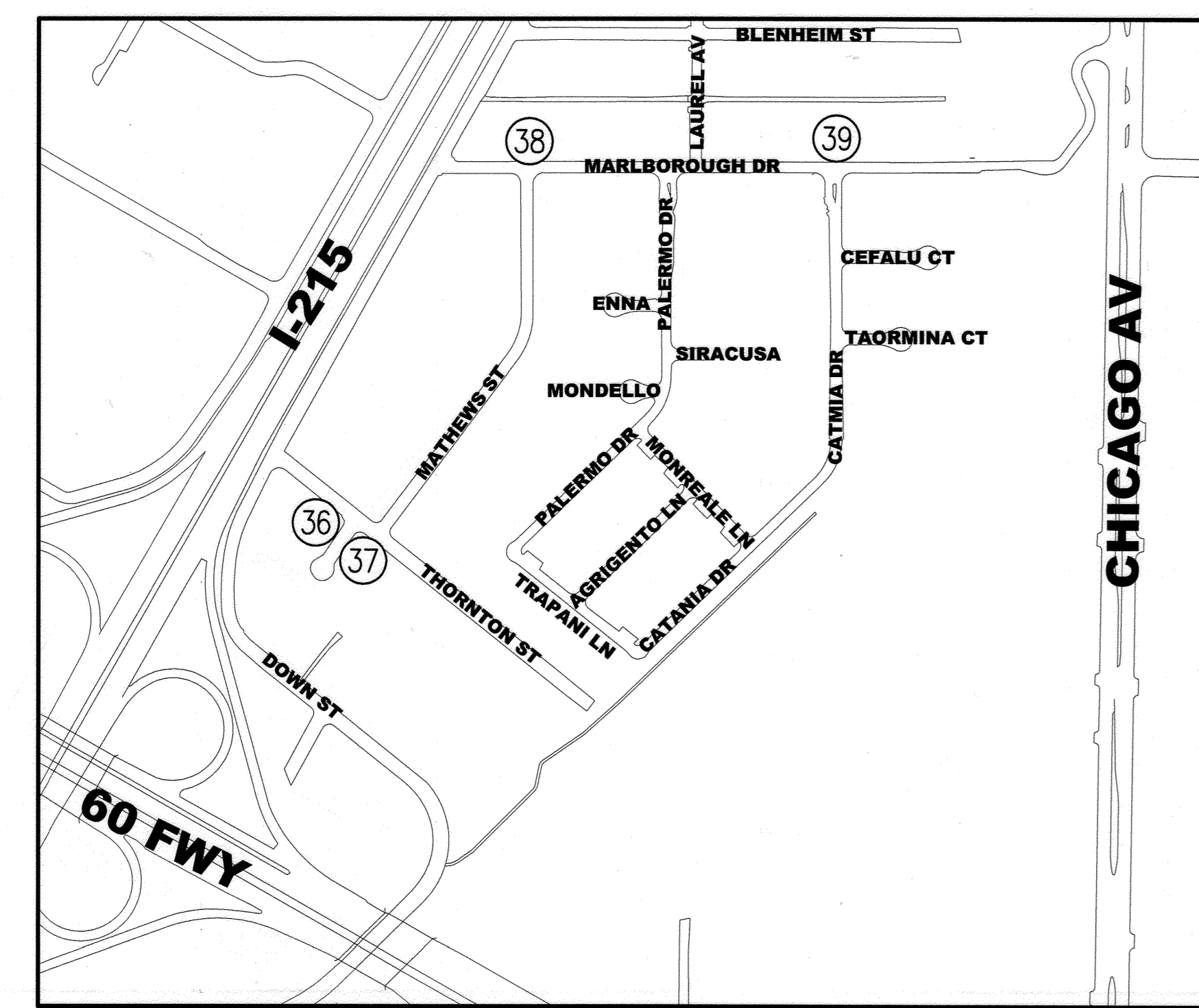
CITY OF RIVERSIDE, CALIFORNIA DEPARTMENT OF PUBLIC WORKS					
APPROVED BY	BY	DATE	APPROVED BY	BY	DATE
ENGINEERING MANAGER	EM	9/17/15	CITY ENGINEER	[Signature]	9/23/2015
CONSTRUCTION ADMIN.	CA	9/18/15			
TRAFFIC DIVISION	TH	9-22-15			
STREETS SERVICES	SS	9/22/15			
SURVEYOR					

WHEELCHAIR RAMP IMPROVEMENTS
 2014-2015 CDBG
 ADA FOOTPATH IMPROVEMENTS
 AT VARIOUS LOCATIONS
 WHEELCHAIR RAMP IMPROVEMENT PLAN
 HORIZ. SCALE: 1"=300' VERT. SCALE: N/A

DESIGN WORK ORDER NO.: 1601659
 CONSTR. WORK ORDER NO.: 1604752
M-480
 SHEET 2 OF 3
 FILE NAME: M480-2.DWG



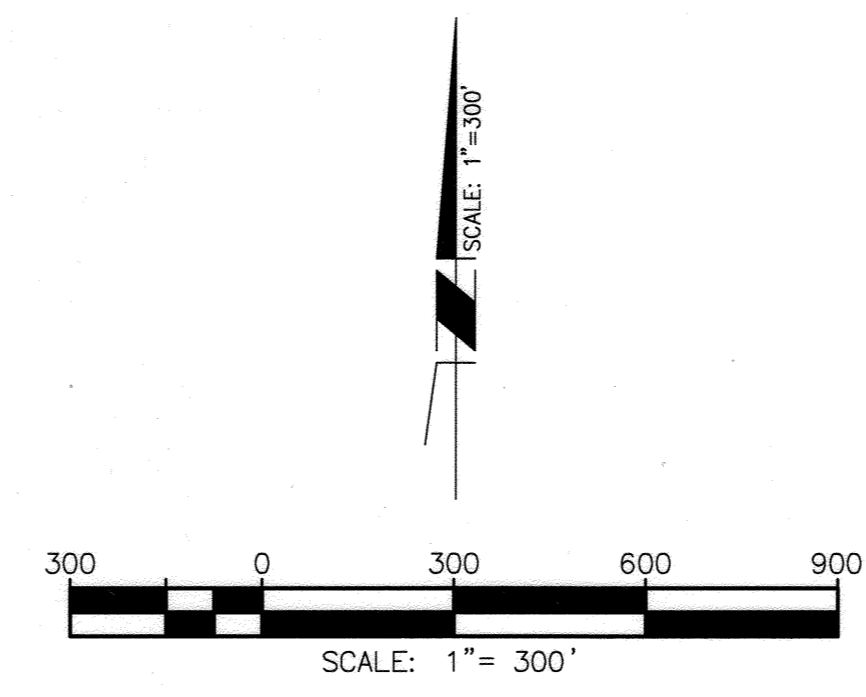
PROJECT AREA 4



PROJECT AREA 5

WHEELCHAIR RAMP CONSTRUCTION DATA				
NO.	LOCATION	QUAD.	RAMP TYPE	REMARKS
18	FOURTH & KANSAS	NW	II	R&R
19	FOURTH & KANSAS	"T"	II	R&R
20	FOURTH & KANSAS	"T"	I	MOD., NO WINGS.
21	THIRD & COMER	"T"	II-A	
22	THIRD & EUCALYPTUS	"T"	II-A	ADJUST WM
23	THIRD & MONTANA	"T"	II-A	
24	THIRD & DWIGHT	"T"	II-A	
25	THIRD & TRADE CENTER	"T"	II-A	
26	KANSAS & LYMAN	NW	II	PIP SIGN
27	CARL & GREGG	SE	III	
28	CARL & GREGG	NW	III	RELOCATE SIGN, ADJUST SL PB.
29	MASSACHUSETTS & ROUND TABLE	"T"	I	MOD., NO WINGS.
30	ATLANTA & GONZAGA	"T"	I	MOD., NO WINGS.
31	ATLANTA & GONZAGA	NE	V	
32	ATLANTA & GONZAGA	SE	V	
33	AMETHYST & TOPAZ	"T"	I	MOD., NO WINGS.
34	AGATHA & MINERVA	"T"	II-A	ADJUST WM
35	BALTIV & BASCOMB	"T"	I	MOD., NO WINGS., PIP TREE
36	MATHEWS & THORNTON	SW	IV	
37	MATHEWS & THORNTON	SE	IV	
38	MATHEWS & MARLBOROUGH	"T"	I	MOD., NO WINGS.
39	MARLBOROUGH & CATMIA	"T"	I	MOD., NO WINGS., PIP TREE

R&R = REMOVE AND REPLACE EXISTING IMPROVEMENT
 PIP = PROTECT IN PLACE
 PL = PROPERTY LINE
 WM = WATER METER
 PP = POWER POLE
 MOD. = MODIFIED
 RET. = RETAINING
 PB = PULLBOX



<p>ENGINEER IN RESPONSIBLE CHARGE Christopher P. Scully R.C.E. No. 83144 EXPIRES: 3-31-17 DATE: 9-16-15</p>		CITY OF RIVERSIDE, CALIFORNIA DEPARTMENT OF PUBLIC WORKS		WHEELCHAIR RAMP IMPROVEMENTS 2014-2015 CDBG ADA FOOTPATH IMPROVEMENTS AT VARIOUS LOCATIONS		DESIGN WORK ORDER NO.: 1601669 CONSTR. WORK ORDER NO.: 1604752
		APPROVED BY: <i>FA</i> DATE: 9/18/15 CONSTRUCTION ADMIN. <i>DA</i> DATE: 9/18/15 TRAFFIC DIVISION <i>CS</i> DATE: 9/23/15 STREETS SERVICES <i>CS</i> DATE: 9/23/15 SURVEYOR	APPROVED BY: <i>[Signature]</i> CITY ENGINEER DATE: 9/23/2015	WHEELCHAIR RAMP IMPROVEMENT PLAN HORIZ. SCALE: 1"=300' VERT. SCALE: N/A		M-480 SHEET 3 OF 3 FILE NAME: M480-3.DWG