


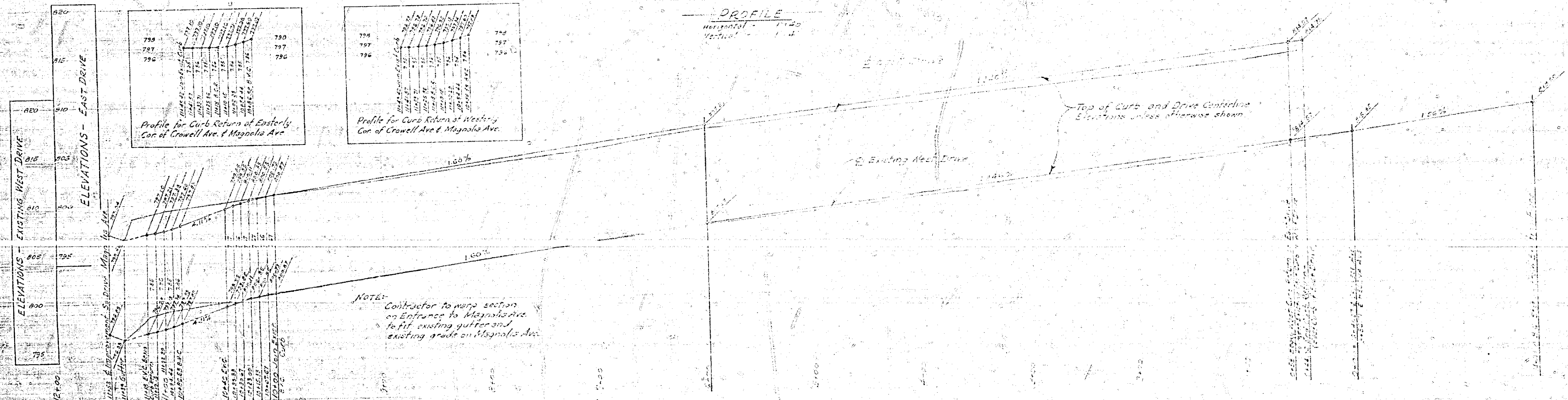
**PLAN AND PROFILE**  
 FOR PROPOSED DOUBLE DRIVE ON CROWELL AVENUE  
 IN CROWELL GARDENS SUBDIVISION

PROPERTY OF  
 CITY OF RIVERSIDE  
 CITY ENGINEERING DEPT.

PROPERTY OF  
 CITY OF RIVERSIDE  
 CITY ENGINEERING DEPT.



**PROFILE**  
 Horizontal 1" = 120'  
 Vertical 1" = 4'



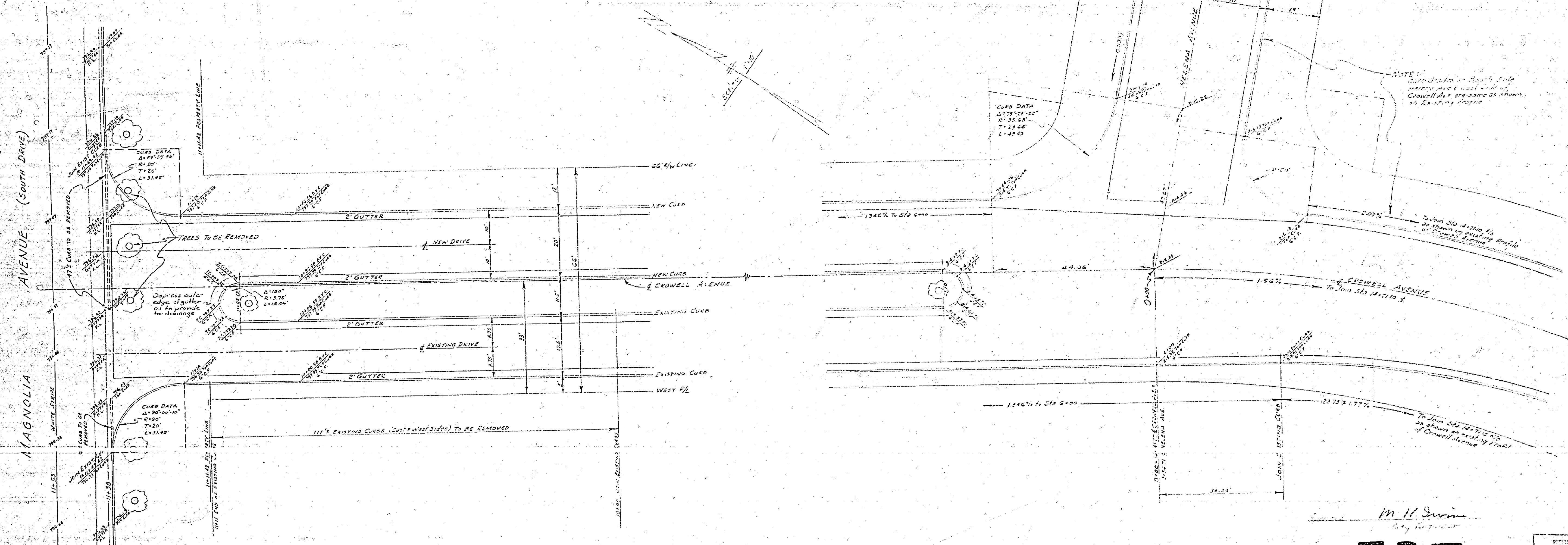
727

PROPERTY OF  
 CITY OF RIVERSIDE  
 CITY ENGINEERING DEPT.

PROPERTY OF  
 CITY OF RIVERSIDE  
 CITY ENGINEERING DEPT.

PROPERTY OF  
CITY OF LIVERSIDE  
CITY ENGINEER'S OFFICE

PROPERTY OF  
CITY OF LIVERSIDE  
CITY ENGINEER'S OFFICE



M. H. Swain  
City Engineer  
**727**

PROPERTY OF  
CITY OF LIVERSIDE  
CITY ENGINEER'S OFFICE

PROPERTY OF  
CITY OF LIVERSIDE  
CITY ENGINEER'S OFFICE

34  
33  
32  
31  
30  
29  
28  
27  
26  
25  
24  
23  
22  
21  
20  
19  
18  
17  
16  
15  
14  
13  
12  
11  
10  
9  
8  
7  
6  
5  
4  
3  
2  
1