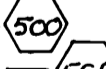
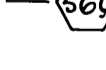



GENERAL NOTES

1. CONSTRUCTION TO BE IN ACCORDANCE WITH STANDARD SPECIFICATIONS FOR PUBLIC WORKS CONSTRUCTION, 1979 EDITION, AND CITY OF RIVERSIDE STANDARD DRAWINGS.
2. THE FOLLOWING STANDARD DWGS. APPLY:
 452 - PIPE BEDDING.
 453 - TRENCH BACKFILL.
 500 - MANHOLE, SHOWN AS SYMBOL .
 560 - CLEANOUT, SHOWN AS SYMBOL .
 562 - SEWER LATERAL AND "T".
3. 10 L.F. OF P.C.C. ENCASEMENT AS PER STANDARD DRAWING NO. CWD-023 "C".
4. PUBLIC WORKS DEPT. TO GIVE CITY WATER DIVISION 5 (FIVE) WORKING DAYS WRITTEN NOTICE PRIOR TO START OF CONSTRUCTION AND TO ALLOW CITY 10 (TEN) WORKING DAYS FOR COMPLETION OF WORK: (787-7611)

CITY OF RIVERSIDE
PUBLIC UTILITIES
WATER DIVISION
J. Lee Hunt 10/10
WATER SYSTEMS ENGINEER (DATE)

MARK	REVISIONS	APPR.	DATE

CITY OF RIVERSIDE
PUBLIC WORKS DEPARTMENT
APPROVED BY:  DATE: 10/10
PRINCIPAL ENGINEER
PARK DEPARTMENT
TRAFFIC DIVISION
CHIEF P.W. ENGINEER

ROBINSON - JONES
SEWER EXTENSION
FROM 170' WLY. OF JONES TO 300' E'LY OF JONES AND IN JONES ST. N'LY 150'
HORIZ. SCALE: 1" = 40' VERT. SCALE: 1" = 4'

INDEXED & ACCOUNT NO. 32-577-933
S - 1247
SHEET 1 OF 1