
City of Riverside

Pierce Street Pump Station Upgrade

**Volume 2
Drawings**

May 1994



MONTGOMERY WATSON

CITY OF RIVERSIDE

PIERCE STREET PUMP STATION UPGRADE

MAYOR

Ronald O. Loveridge

CITY COUNCIL MEMBERS

Ameal Moore Joy Defenbaugh
Alex Clifford Maureen Kane
Terri Thompson Laura Pearson

CITY MANAGER


John E. Holmes

PUBLIC WORKS DIRECTOR

Barry Beck

WASTEWATER SYSTEM MANAGER

Gail Briggs McPherson



VOLUME 2 - DRAWINGS

MAY 1994



MONTGOMERY WATSON

APPROVED FOR CITY OF RIVERSIDE

Barry Beck 5/27/94
PUBLIC WORKS DIRECTOR DATE

JOB. NO.
S-1636

DRAWING NO.
G-1

SHEET NO.
1 OF 44

INDEXED 1-31-05 LTH

LIST OF DRAWINGS

GENERAL

- G-1 COVER SHEET
- G-2 LOCATION MAP AND LIST OF DRAWINGS
- G-3 ABBREVIATIONS
- G-4 SYMBOLS

CIVIL

- C-1 DEMOLITION PLAN
- C-2 HORIZONTAL CONTROL AND PAVING

LANDSCAPE

- L-1 LANDSCAPE PLAN
- L-2 IRRIGATION PLAN

MECHANICAL

- M-1 MECHANICAL STANDARD DETAILS-1
- M-2 MECHANICAL STANDARD DETAILS-2 AND EQUIPMENT LIST
- M-3 TOP PLAN
- M-4 DEMOLITION-FIRST FLOOR AND BASEMENT PLANS
- M-5 PUMP STATION - BASEMENT PLAN
- M-6 ENCLOSURE AND PUMP STATION - TOP PLAN
- M-7 PUMP STATION - FIRST FLOOR PLAN
- M-8 PUMP STATION - SECTION 1
- M-9 PUMP STATION - SECTION 2
- M-10 PUMP STATION - SECTION 3 AND 4

STRUCTURAL


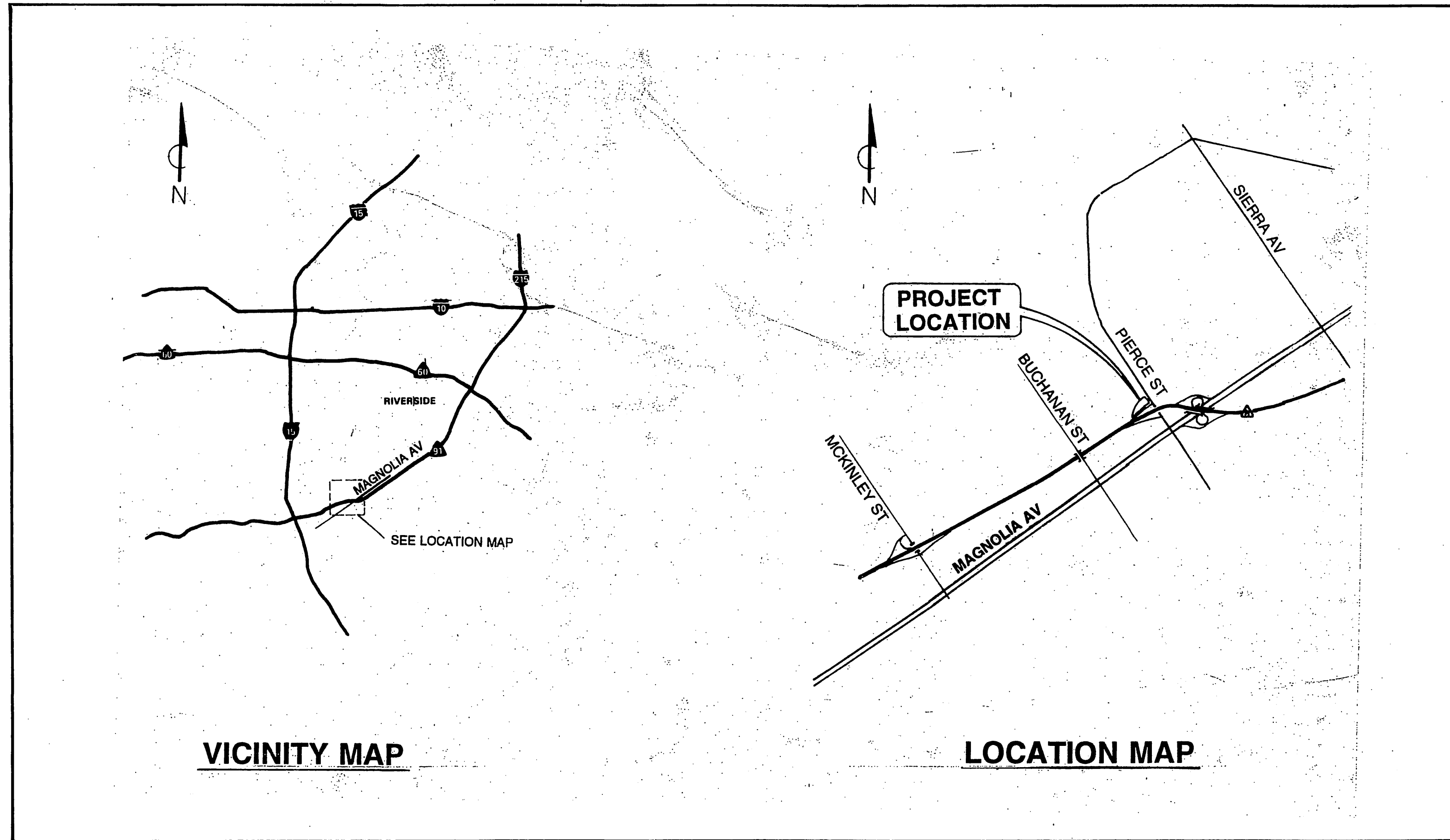
- S-1 STANDARD STRUCTURAL DETAILS
- S-2 PUMP STATION - PLANS
- S-3 PUMP STATION - SECTIONS
- S-4 MISCELLANEOUS STRUCTURES - PLANS & SECTIONS

ELECTRICAL

- E-1 ELECTRICAL SYMBOLS
- E-2 ELECTRICAL ABBREVIATIONS AND GENERAL NOTES
- E-3 ELECTRICAL SITE PLAN
- E-4 SINGLE LINE DIAGRAM AND ELEVATION
- E-5 CONDUIT, PANEL, & FIXTURE SCHEDULE
- E-6 LIGHTING AND POWER PLAN TOP LEVEL
- E-7 CONTROL PLAN - LOWER FLOOR
- E-8 LIGHTING PLAN FIRST AND LOWER FLOOR
- E-9 MCC BUILDING
- E-10 STANDARD DETAILS - 1
- E-11 STANDARD DETAILS - 2

INSTRUMENTATION

- I-1 INSTRUMENTATION SYMBOLS AND ABBREVIATIONS P&ID AND LOOP SYMBOLS (1)
- I-2 INSTRUMENTATION SYMBOLS AND ABBREVIATIONS P&ID AND LOOP SYMBOLS (2)
- I-3 INSTRUMENTATION SYMBOLS AND ABBREVIATIONS P&ID AND LOOP SYMBOLS (3)
- I-4 PROCESS AND INSTRUMENTATION DIAGRAMS - 1
- I-5 PROCESS AND INSTRUMENTATION DIAGRAMS - 2
- I-6 PROCESS AND INSTRUMENTATION DIAGRAMS - 3
- I-7 LOCAL CONTROL PANEL LAYOUT AND DETAILS
- I-8 CONTROL SCREENS LAYOUT - 1
- I-9 CONTROL SCREENS LAYOUT - 2
- I-10 INSTALLATION DETAILS
- I-11 SCHEMATIC DIAGRAMS



JOB No. 193.0453 FILE No. USRS/PRJ/RIVERPS/CIV/ppsg02.dgn

REV	DATE	BY	DESCRIPTION

SCALE: NONE
 WARNING: IF THIS BAR DOES NOT MEASURE 1" THEN DRAWING IS NOT TO SCALE.

DESIGNED: J. Gauthier
 DRAWN: R. Duarte
 CHECKED: QS

SUBMITTED: P. J. Namuduri, C. 49471, 5-23-94
 PROJECT ENGINEER R. C. E. NO. DATE
 RECOMMENDED: Surendra Thakral, C-44599, 5-23-94
 MONTGOMERY WATSON R. C. E. NO. DATE



APPROVED: _____ DATE _____
 APPROVED: _____ DATE _____

CITY OF RIVERSIDE
 PIERCE STREET PUMP STATION UPGRADE
 LOCATION MAP AND LIST OF DRAWINGS

JOB NO. S-1636
 SHEET G-2
 OF 44 SHEETS

INDEXED 1-31-05 LTH

Table of abbreviations: A AIR ANCHOR BOLT, AB BR, ABS ABSOLUTE TEMPERATURE, AC ACTIVATED CARBON, A/C AIR CONDITIONING, ACOUS ACOUSTIC OR ACOUSTICAL, ADP ASPHALTIC CONCRETE PAVEMENT OR ASBESTOS CEMENT PIPE, ADJ ADJUSTABLE, AER AERATION, AL ALUMINUM OR ALUM, ALUM ALUMINUM, AMB AMBIENT, ANSI AMERICAN NATIONAL STANDARDS INSTITUTE (FORMERLY A.S.A.), API AMERICAN PETROLEUM INSTITUTE, APPROX APPROXIMATE, ARCH ARCHITECTURAL, ASA AMERICAN STANDARDS ASSOCIATION (NOW ANSI), ASME AMERICAN SOCIETY OF MECHANICAL ENGINEERS, ASTM AMERICAN SOCIETY FOR TESTING AND MATERIAL, ASSY ASSEMBLY, AT ACOUSTICAL TILE, ATM ATMOSPHERE, AVAR AIR VACUUM AND AIR RELEASE VALVE, AWA AMERICAN WATER WORKS ASSOCIATION.

Table of abbreviations: E EAST, EA EACH, EB EXPANSION BOLT OR ANCHOR, EC ABSOLUTE TEMPERATURE, ECC ECCENTRIC, ECR END CURB RETURN, EFF EACH FACE OR EXHAUST FAN, EFF EFFLUENT, EG EXHAUST GRILLE OR EXISTING GRADE, EL ELEVATION, ELEC ELECTRICAL OR ELECTRONIC, ENG ENGINE, EPT ETHYLENE PROPYLENE, ENCL ENCLOSURE, ENT ENTRANCE, EQ EQUIPMENT, EQUIP EQUIPMENT, EVAP EVAPORATOR, EVC END VERTICAL CURVE, EW EACH WAY OR EYE WASH, EX-HY EXHAUST EXTRA HEAVY, EXIST EXISTING, EXP JT EXPANSION JOINT, EXT EXTERIOR OR EXTENSION, EXTR EXTRUDED.

Table of abbreviations: ID INSIDE DIAMETER, IF INSIDE FACE, IN INCH, INFL INFLUENT, IN.LB INCH-POUND, INSL INSULATION OR INSULATED, INSTR INSTRUMENT, INT INTERIOR, INV INVERT ELEVATION, IP IRON PIPE, IPS IRON PIPE SIZE, IRRG IRRIGATION.

Table of abbreviations: P/S POLE AND SHELF, P POLE, PAGE OR PIPE, PART PARTITION, PAVT PAVEMENT, PB POLYBUTYLENE, PC PRIMARY CLARIFIER OR PORTLAND CEMENT, PCC PORTLAND CEMENT CONCRETE, PC CONC. PORTLAND CEMENT CONCRETE, PCOTG PRESSURE CLEANOUT TO GRADE, PD PLANT DRAIN, PE PLANT EFFLUENT, POLYELECTROLYTE POLYMER OR POLYETHYLENE, PG PRESSURE GAGE, PH HYDROGEN ION CONCENTRATION, PI PLANT INFLUENT OR POINT OF INTERSECTION, PLAS PLASTER OR PLASTIC, PLYWD PLYWOOD, PMH PRESSURE MANHOLE, PNEU PNEUMATIC, PNL PANEL, PM PRESSED METAL, PP POWER POLE OR POLYPROPYLENE, PLT PLANT, PO PLANT OVERFLOW, PPD POUNDS PER DAY, PPH POUNDS PER HOUR, PPM PARTS PER MILLION, PR PAIR, PRC PRECAST, PREFAB PREFABRICATED, PRESS PRESSURE REGULATING, RELIEF OR REDUCING VALVE, PS PRESSURE SWITCH, PSF POUNDS PER SQUARE FOOT, PSI POUNDS PER SQUARE INCH, PSIA POUNDS PER SQUARE INCH ABSOLUTE, PSIG POUNDS PER SQUARE INCH GAUGE, PT PAINT, PTDF PRESSURE TREATED DOUGLAS FIR, PTFE POLYTETRAFLUOROETHYLENE (TEFLON), PW POTABLE WATER, PV PLUG VALVE, PVC POLYVINYL CHLORIDE, PVDF POLYVINYLIDENE FLUORIDE (KYNAR).

Table of abbreviations: T THERMOSTAT, TREAD OF STAIR, TANGENT OR TOP TACK BOARD, TB TOP AND BOTTOM, TBE THREAD BOTH ENDS, TBM TEMPORARY BENCH MARK, TC TOP OF CURB, TEL TELEPHONE, TEMP TEMPERATURE OR TEMPORARY TONGUE AND GROOVE, THK THICK OR THICKNESS, THR THRESHOLD, THRD THREADED, TK TANK, TOA TOP OF AREA DRAIN, TOE THREAD ONE END, TOS TOP OF GRATE, TOL TOILET, TOW TOP OF WALL, TP TELEPHONE POLE OR TELEGRAPH POLE, TRANS TRANSITION OR TRANSMITTER, TSB TOP SET BASE, TV THERMOSTATIC VALVE OR TELEVISION, TW TOP OF WALL OR THERMOMETER WELL, TYP TYPICAL.

NOTES: ELECTRICAL ABBREVIATIONS SHOWN ON ELECTRICAL SHEETS ADDITIONAL ABBREVIATIONS CONFORM TO ANSI STANDARD ABBREVIATIONS Z32.2-3

Table of abbreviations: W WEST OR WASTE, WC WATER COLUMN OR WATER CLOSET, WCO WALL CLEANOUT, WD WOOD, WH WATER HEATER, WI WROUGHT IRON, W/O WITHOUT, WOG WATER, OIL OR GAS WORKING PRESSURE, WP WATER PROOFING, WS WATER SURFACE, WSTP WATER STOP, WT WEIGHT, WWM WELDED WIRE MESH, WWP WATER WORKING PRESSURE, WW WATER VALVE.



Scale and warning information: SCALE: NONE, WARNING: IF THIS BAR DOES NOT MEASURE 1/2" THEN DRAWING IS NOT TO SCALE.

Design and submission information: DESIGNED: J. Gentry, DRAWN: R. Dupont, CHECKED: [Signature], SUBMITTED: [Signature], PROJECT ENGINEER: [Signature], DATE: 5-23-94.



Approval table with columns for APPROVED and DATE.

Project information table: CITY OF RIVERSIDE, SHEET G-3, LIST OF ABBREVIATIONS, OF 44 SHEETS, JOB NO. S-1636.

INDEXED 1-31-05 left

