

NOTICE TO CONTRACTOR

ACCORDING TO INFORMATION PROVIDED BY UNDERGROUND SERVICE ALERT (U.S.A) DATED JULY 23, 1996, THE FOLLOWING ORGANIZATIONS ARE U.S.A. MEMBERS WITHIN THE PROJECT AREA:

CHARTER COMMUNICATIONS	MEDIA-ONE CORONA
PACIFIC BELL MOBILE SERVICE	PACIFIC BELL
QUESTAR LINE 90 COMPANY	CITY OF RIVERSIDE
SANTA ANA WATERSHED PROJECT AUTH.	THE GAS COMPANY

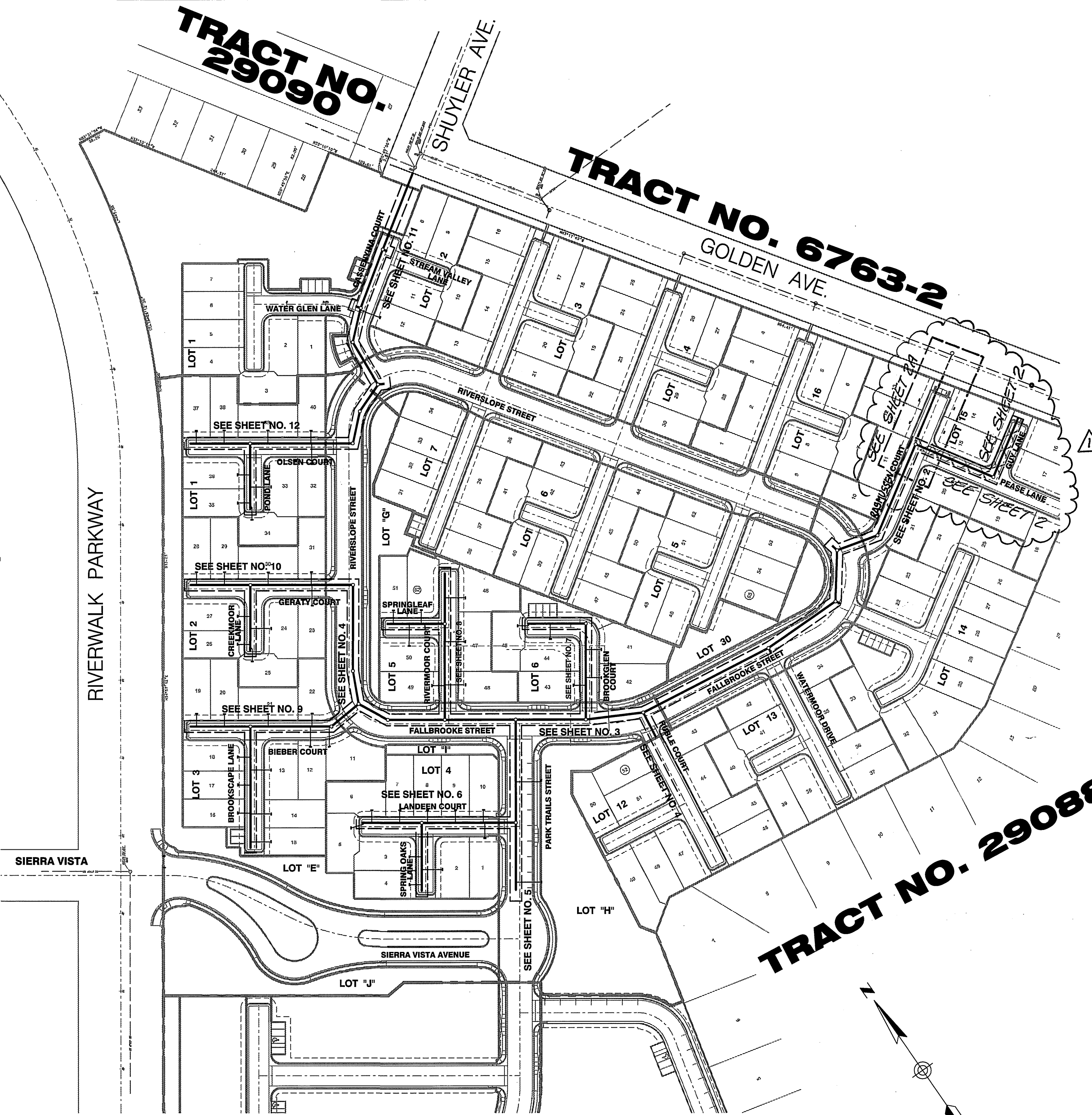
THE EXISTENCE AND LOCATIONS OF ALL UNDERGROUND (UTILITY PIPES, STRUCTURES, ETC.) SHOWN ON THESE PLANS (MAIN LINES ONLY - NO SERVICE LATERALS) WERE ASCERTAINED BY A REVIEW OF RECORDS PROVIDED BY THESE MEMBER AGENCIES AND ARE APPROXIMATE. NEITHER THE OWNER NOR THE ENGINEER ASSUMES ANY RESPONSIBILITY FOR THE UTILITIES NOT SHOWN OR NOT IN THE LOCATION SHOWN.

THE CONTRACTOR IS REQUIRED TO TAKE DUE PRECAUTIONARY MEASURES TO PROTECT ALL UTILITIES SHOWN ON THESE PLANS AND/OR ANY OTHER UNDERGROUND UTILITIES NOT OF RECORD OR NOT SHOWN ON THESE PLANS.

SEWER NOTES

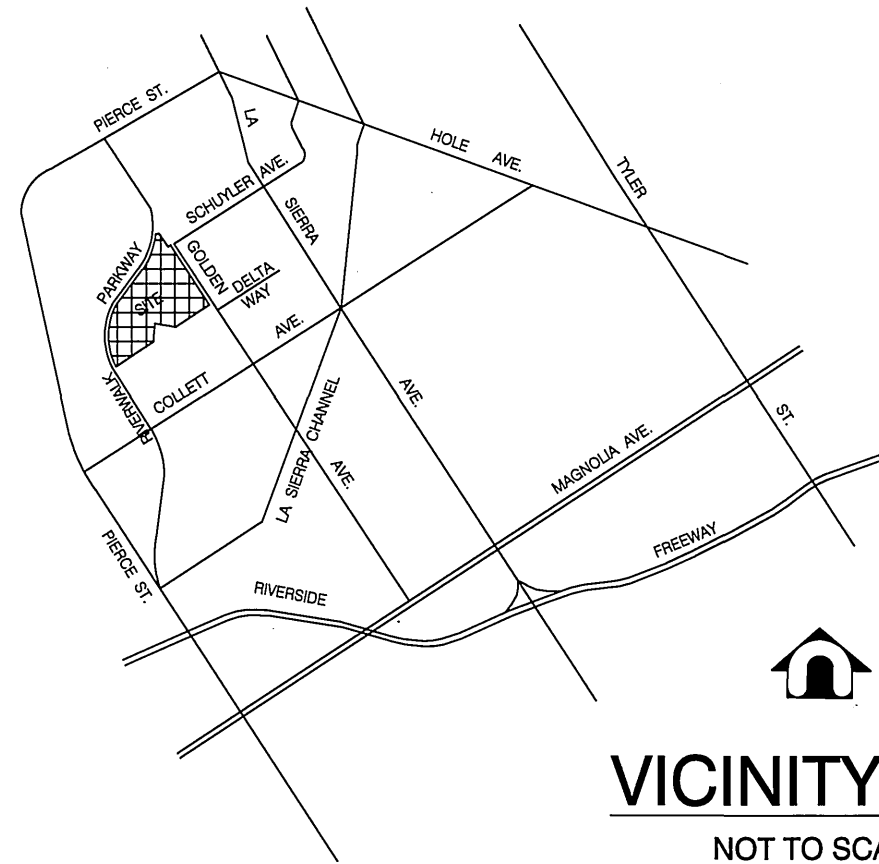
- IT SHALL BE THE RESPONSIBILITY OF THE CONTRACTOR TO CLEAR THE RIGHT-OF-WAY IN ACCORDANCE WITH THE SPECIAL PROVISIONS OF THE LAW AS IT EFFECTS EACH UTILITY INCLUDING IRRIGATION LINES AND APPURTENANCES AND AT NO COST TO THE CITY.
- CONSTRUCTION SHALL BE IN ACCORDANCE WITH THE CITY OF RIVERSIDE DEPARTMENT OF PUBLIC WORKS, STANDARD DRAWINGS, ITS SUPPLEMENTAL NOTES AND THE STANDARD SPECIFICATIONS FOR PUBLIC WORKS CONSTRUCTION, CURRENT EDITION.
- THE PRIVATE ENGINEER SIGNING THESE PLANS IS RESPONSIBLE FOR ASSURING THE ACCURACY AND ACCEPTABILITY OF THE WORK HEREON. IN THE EVENT OF DISCREPANCIES ARISING DURING CONSTRUCTION, THE PRIVATE ENGINEER SHALL BE RESPONSIBLE FOR DETERMINING AN ACCEPTABLE SOLUTION AND REVISING THE PLANS FOR APPROVAL BY THE CITY.
- THE DEVELOPER SHALL BE RESPONSIBLE FOR PRESERVING OR REESTABLISHING AND REFERENCING SURVEY MONUMENTS DESTROYED, DISTURBED OR BURIED AS A RESULT OF CONSTRUCTION SHOWN HEREON.
- ALL FLAGGED ELEVATIONS SHALL BE STAKED IN THE FIELD BY THE PRIVATE ENGINEER.
- THE CONTRACTOR SHALL CALL IN A LOCATION REQUEST TO UNDERGROUND SERVICE ALERT (USA), PHONE # 1-800-227-2600, TWO WORKING DAYS BEFORE DIGGING. NO CONSTRUCTION PERMIT WILL BE ISSUED BY THE PUBLIC WORKS DEPARTMENT INVOLVING EXCAVATION FOR UNDERGROUND FACILITIES UNLESS THE APPLICANT HAS BEEN PROVIDED AN INQUIRY IDENTIFICATION NUMBER BY U.S.A.
- CONTRACTOR IS TO VERIFY EXISTING SEWER LOCATION AND ELEVATION PRIOR TO START OF CONSTRUCTION.
- LOCATION OF LATERALS TO BE DETERMINED IN THE FIELD AT THE DIRECTION OF THE OWNER. AVOID CONFLICT WITH PROPOSED AND/OR EXISTING FACILITIES.
- NO FINISHED FLOOR ELEVATION SHALL BE LESS THAN 6" ABOVE THE UPPER MANHOLE RIM ELEVATION OF THE SEWER LINE SEGMENT BEING CONNECTED TO, WITHOUT HAVING A PROPER BACKWATER VALVE INSTALLED IN THE LATERAL.
- A PLUG SHALL BE INSTALLED AND WILL REMAIN IN PLACE WHERE THE NEW SEWER CONNECTS WITH THE EXISTING SEWER UNTIL THE NEW SEWER IS ACCEPTED BY THE CITY.
- THE SEWER CONTRACTOR SHALL ADJUST MANHOLES TO FINAL GRADE AFTER PAVING IS COMPLETE.
- NO PERSON SHALL PERFORM ANY CONSTRUCTION ACTIVITY OR INSTALL ANY OBJECTS WITHIN THE PUBLIC RIGHTS-OF-WAY OR EASEMENTS OF THE CITY OF RIVERSIDE WITHOUT A VALID CONSTRUCTION PERMIT OR A STREET OPENING PERMIT OR AN ENCROACHMENT PERMIT ISSUED BY THE CITY'S PUBLIC WORKS DEPARTMENT.
- THE CONTRACTOR SHALL COORDINATE TRENCHING FOR CABLE TELEVISION WITH OTHER TRENCHING WITHIN THE SUBDIVISION.

**TRACT NO. 29058
M.B. 289/27-36**



PROPOSED TRACT 29087-2

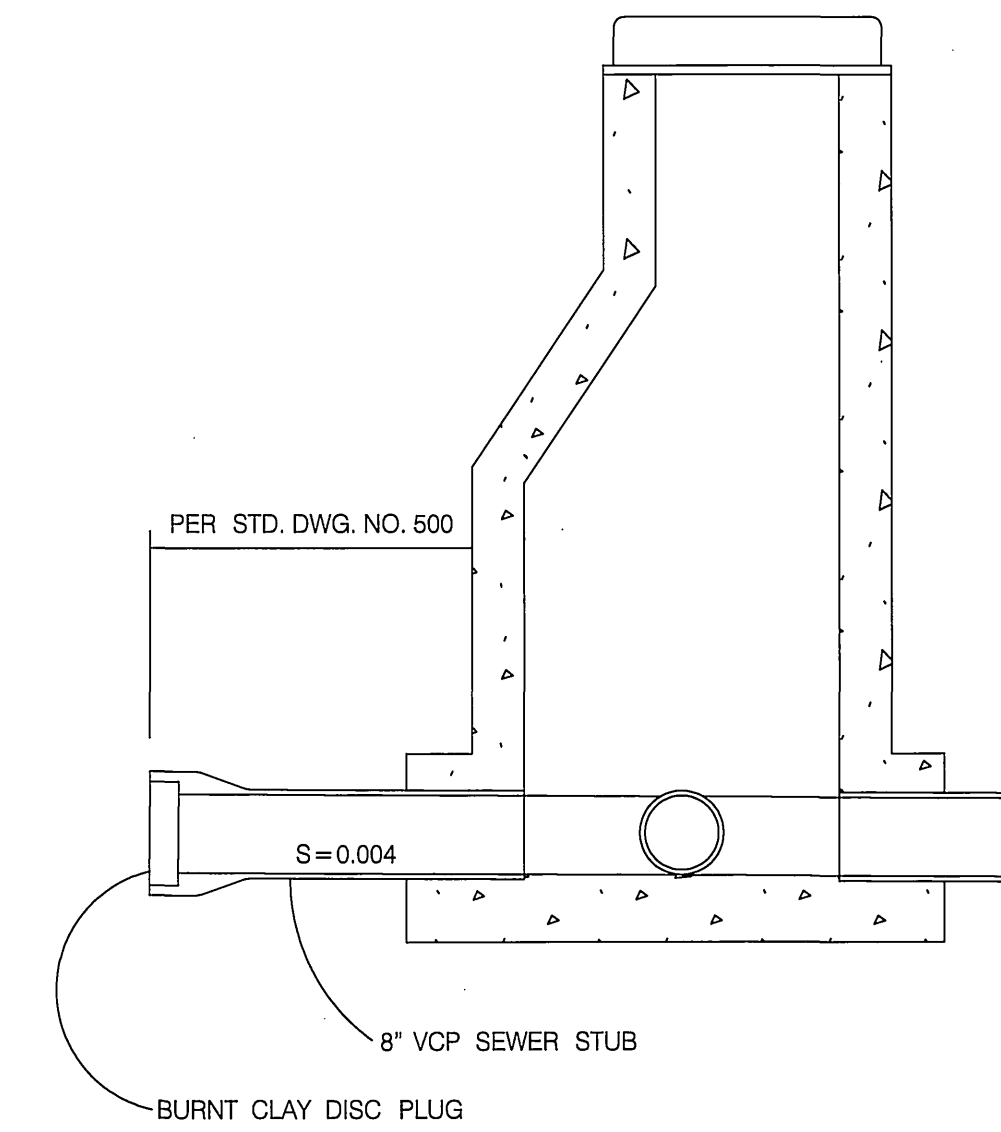
INDEX MAP
NOT TO SCALE



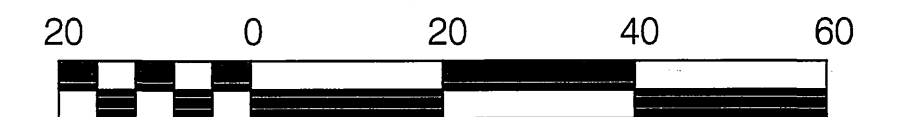
VICINITY MAP
NOT TO SCALE

CONSTRUCTION NOTES

- CONSTRUCT 8" VCP SEWER
- PLACE PIPE BEDDING PER CITY OF RIVERSIDE STD. DWG. NO. 452, CASE 1
- CONSTRUCT SEWER MANHOLE PER CITY OF RIVERSIDE STD. DWG. NO. 500
- CONSTRUCT 4" SEWER LATERAL W/CLEANOUT @ PROPERTY LINE PER CITY OF RIVERSIDE STD. DWG. NO. 562A
- CONSTRUCT SEWER CLEANOUT PER CITY OF RIVERSIDE STD. DWG. NO. 560
- INSTALL 8"x4" WYE WITH CAP
- INSTALL 1" OF 8" VCP SEWER STUB PER DETAIL ON SHEET NO. 1
- ENCASE 9" OF 8" VCP SEWER EQUIDISTANT FROM CROSSING PER RIVERSIDE PUBLIC UTILITIES DEPARTMENT STD. DWG. NO. C.W.D.-021
- CONSTRUCT 5' L.F. OF 8" VCP SEWER STUB PER DETAIL ON SHEET NO. 1
- RECONSTRUCT SEWER MANHOLE BOTTOM PER CITY OF RIVERSIDE STD. DWG. 500.
- REMOVE EXISTING SEWER



SEWER STUB DETAIL
NOT TO SCALE



SCALE: 1" = 20'
* AS-BUILT 10-07-03

CITY OF RIVERSIDE WATER DEPARTMENT	(STREETS 1 THRU 12)	CITY OF RIVERSIDE PUBLIC UTILITIES DEPARTMENT OVERHEAD AND UNDERGROUND
APPROVED BY: <i>Richard D. Duhak</i> DATE: 2/6/02		APPROVED BY: <i>V. Hall</i> DATE: 2/19/02

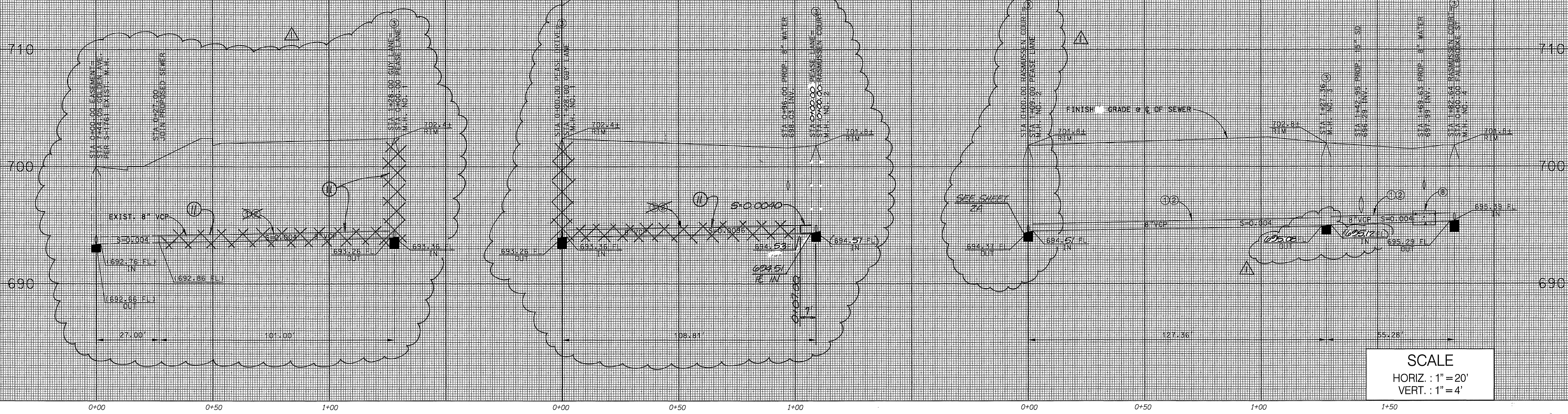
Underground Service Alert Call: TOLL FREE 1-800-227-2600 TWO WORKING DAYS BEFORE YOU DIG	PRIVATE ENGINEERING NOTE CONSTRUCTION CONTRACTOR AGREES THAT IN ACCORDANCE WITH CITY OF RIVERSIDE STANDARD SPECIFICATIONS FOR PUBLIC WORKS CONSTRUCTION, THE CONTRACTOR SHALL BE RESPONSIBLE FOR OBTAINING ALL NECESSARY PERMITS AND APPROVALS FROM THE CITY OF RIVERSIDE AND THE STATE OF CALIFORNIA. THE CONTRACTOR SHALL BE RESPONSIBLE FOR OBTAINING ALL NECESSARY PERMITS AND APPROVALS FROM THE CITY OF RIVERSIDE AND THE STATE OF CALIFORNIA. THE CONTRACTOR SHALL BE RESPONSIBLE FOR OBTAINING ALL NECESSARY PERMITS AND APPROVALS FROM THE CITY OF RIVERSIDE AND THE STATE OF CALIFORNIA.	BENCH MARK DESCRIPTION CITY OF RIVERSIDE BENCH MARK NO. E2-H3 P.K. 100.00 AND 100.00 IN THE CENTER OF THE MOST NORTHERLY CURB RETURN OF COLLETT AVENUE AND GOLDEN AVENUE ELEVATION: 687.078
---------------------------------------------------------------------------------------------------	-------------------------------------------------------------------------------------------------------------------------------------------------------------------------------------------------------------------------------------------------------------------------------------------------------------------------------------------------------------------------------------------------------------------------------------------------------------------------------------------------------------------------------------------------------------------------------------------------------	------------------------------------------------------------------------------------------------------------------------------------------------------------------------------------------------------------

CITY OF RIVERSIDE BUSINESS TAX ACT NO. 36955 EXPIRES 4-12-02	DAVID EVANS AND ASSOCIATES INC 800 North Haven Avenue, Suite 300 Ontario California 91764 Phone: 909.481.5750
PLANS PREPARED UNDER THE SUPERVISION OF: <i>Jeffrey Karl Rupp</i> JEFFREY K. RUPP R.C.E. 42868	DATE: 2-19-02

CITY OF RIVERSIDE, CALIFORNIA DEPARTMENT OF PUBLIC WORKS	
APPROVED BY: <i>John Wilson</i> PRINCIPAL ENGR. PARK DEPARTMENT TRAFFIC DIVISION DEP. P.W. DIRECTOR	APPROVED BY: <i>Tom Bird</i> DIRECTOR OF PUBLIC WORKS DATE: 3/20/02

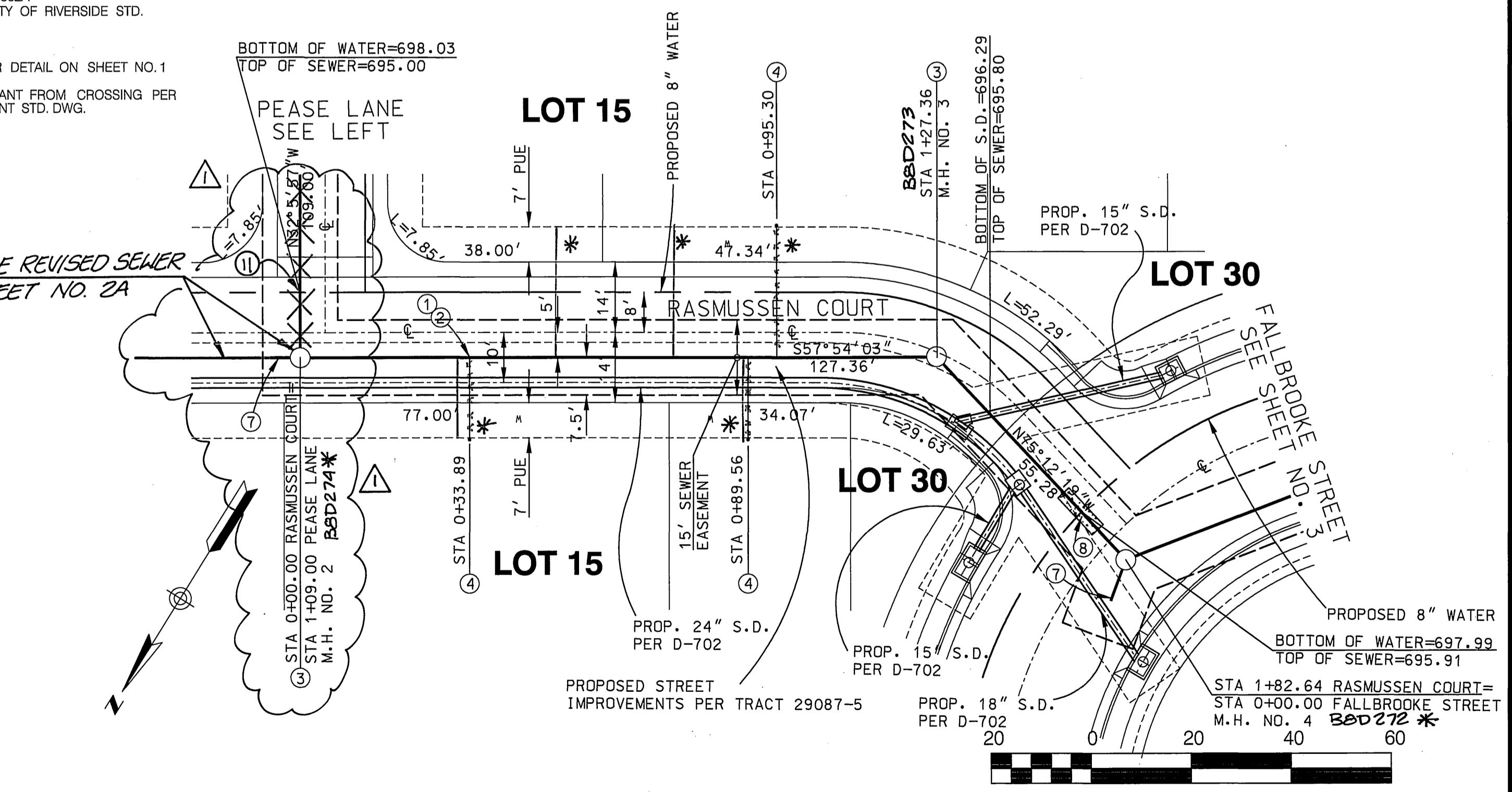
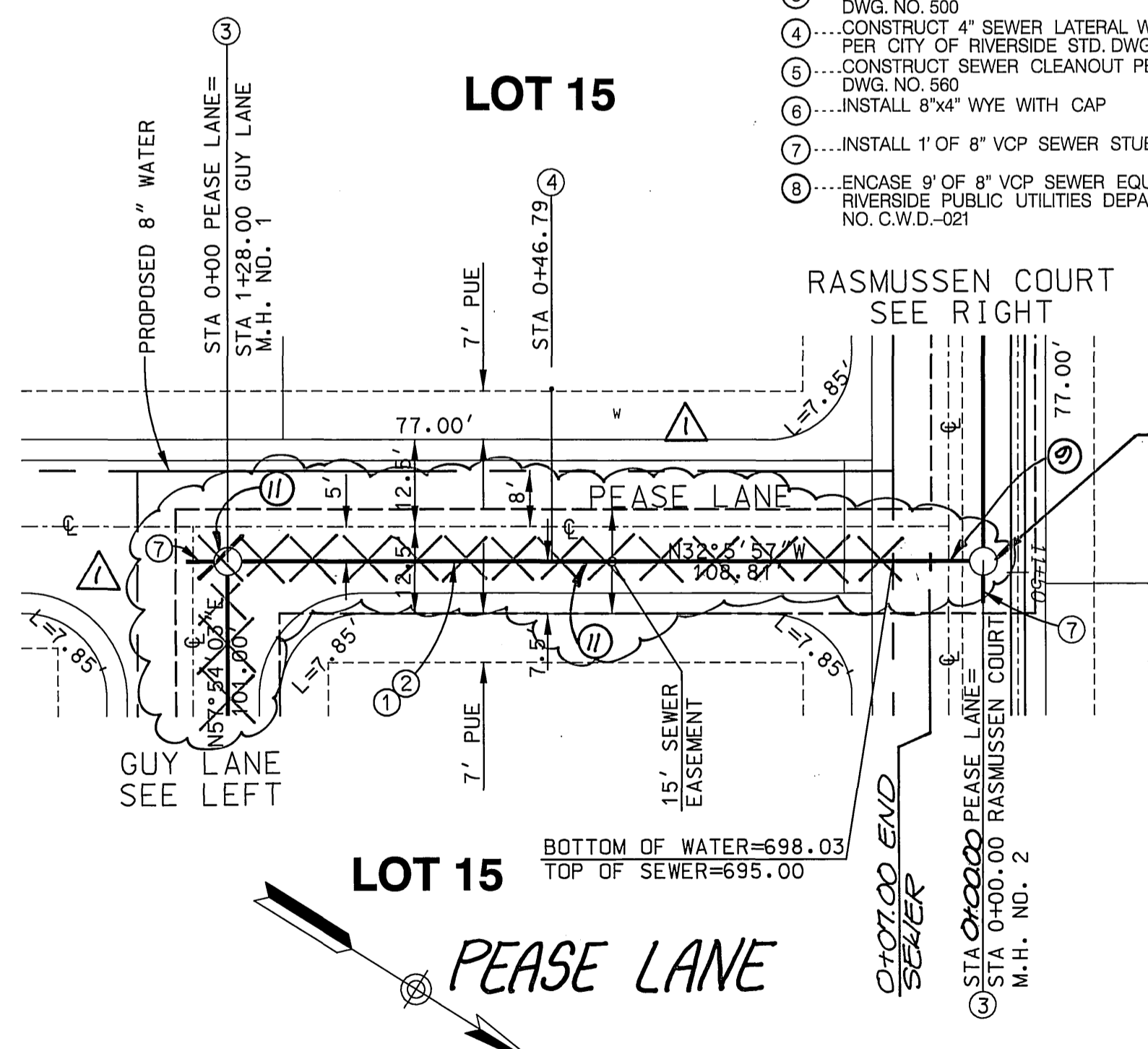
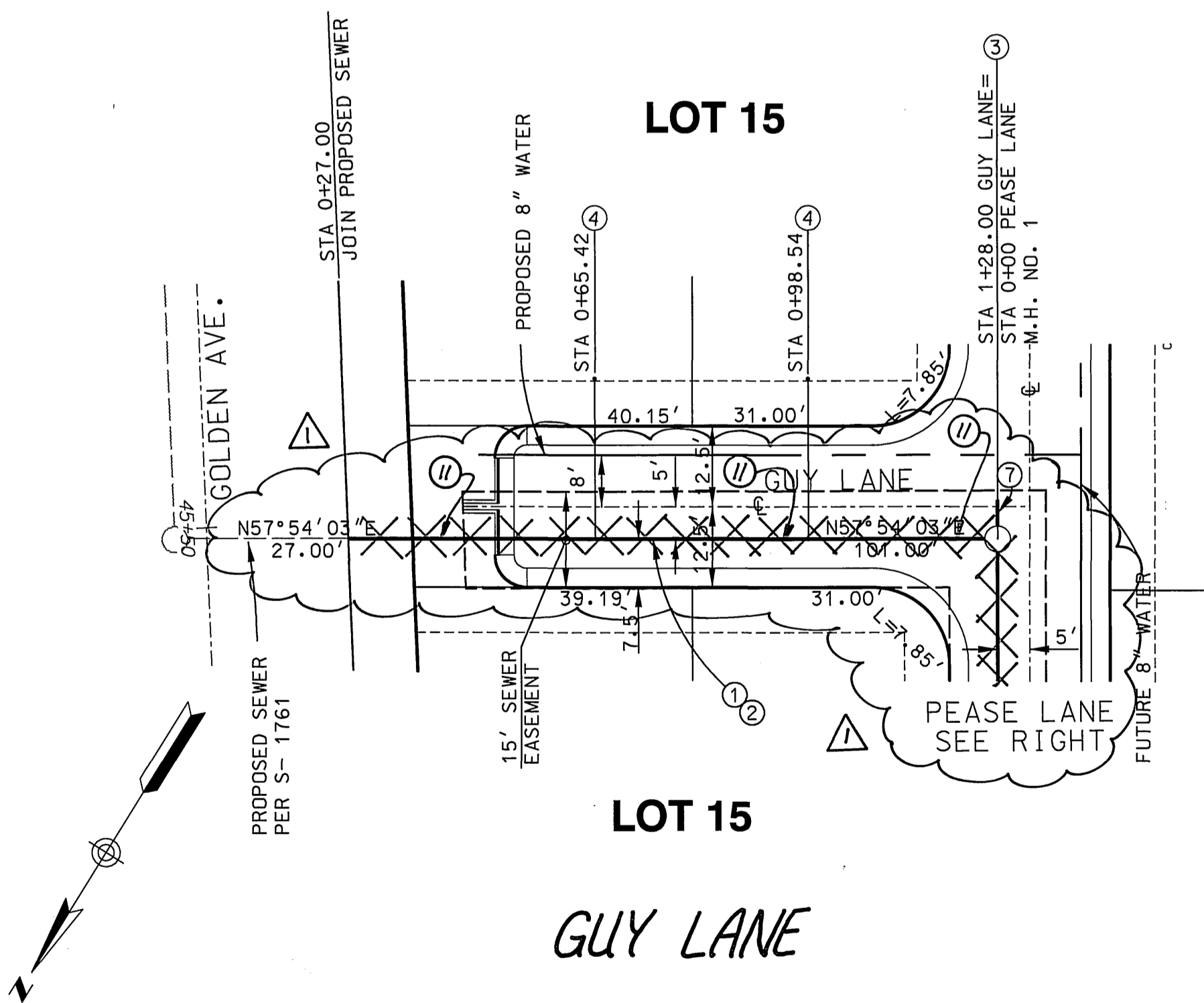
SEWER IMPROVEMENT PLAN TRACT NO. 29087-1 INDEX SHEET	PROJECT NO. GRIF0001 S-1762 SHEET 1 OF 12 FILE NO.:
------------------------------------------------------------	--------------------------------------------------------------

INDEXED 4-2-02 LHM



CONSTRUCTION NOTES

- ① ...CONSTRUCT 8" VCP SEWER
- ② ...PLACE PIPE BEDDING PER CITY OF RIVERSIDE STD. DWG. NO. 452, CASE 1
- ③ ...CONSTRUCT SEWER MANHOLE PER CITY OF RIVERSIDE STD. DWG. NO. 500
- ④ ...CONSTRUCT 4" SEWER LATERAL W/CLEANOUT @ PROPERTY LINE PER CITY OF RIVERSIDE STD. DWG. NO. 562A
- ⑤ ...CONSTRUCT SEWER CLEANOUT PER CITY OF RIVERSIDE STD. DWG. NO. 560
- ⑥ ...INSTALL 8"x4" WYE WITH CAP
- ⑦ ...INSTALL 1" OF 8" VCP SEWER STUB PER DETAIL ON SHEET NO. 1
- ⑧ ...ENCASE 8" OF 8" VCP SEWER EQUIDISTANT FROM CROSSING PER RIVERSIDE PUBLIC UTILITIES DEPARTMENT STD. DWG. NO. C.W.D.-021
- ⑨ CONSTRUCT 5 L.F. OF 8" VCP SEWER STUB PER DETAIL ON SHEET NO. 1
- ⑩ REMOVE EXISTING SEWER



*AS-BUILT 10-07-03 LHM SCALE: 1" = 20"

Underground Service Alert
Call: TOLL FREE 1-800-227-2600

PRIVATE ENGINEERING NOTE
CONSTRUCTION CONTRACTOR AGREES THAT IN ACCORDANCE WITH CALIFORNIA CIVIL CODE SECTION 9100, THE CONTRACTOR SHALL BE RESPONSIBLE FOR OBTAINING ALL NECESSARY PERMITS AND CONSTRUCTION OF THE PROJECT, INCLUDING SAFETY OF ALL PERSONS AND PROPERTY THAT THE CONTRACTOR SHALL BE MADE TO BE FULLY RESPONSIBLE FOR THE PERFORMANCE OF THE PROJECT AND ANY LIABILITY, REAL OR ALLEGED, IN CONNECTION WITH THE PROJECT SHALL BE THE SOLE RESPONSIBILITY OF THE CONTRACTOR.

BENCH MARK DESCRIPTION

CITY OF RIVERSIDE BENCH MARK NO. E2-H3 P.K. NAL AND TAG IN THE CENTER OF THE MOST NORTHERLY CURB RETURN OF COLLETT AVENUE AND GOLDEN AVENUE ELEVATION: 697.976

REGISTERED PROFESSIONAL ENGINEER
JEFFREY KARL RUPP
NO. 42868
Exp. 3/31/2004
CIVIL
STATE OF CALIFORNIA

CITY OF RIVERSIDE BUSINESS TAX ACT NO. 36955 EXPIRES 4-12-02

DAVID EVANS AND ASSOCIATES INC
800 North Haven Avenue, Suite 300
Ontario California 91764
Phone: 909.481.5750

PLANS PREPARED UNDER THE SUPERVISION OF:
JEFFREY K. RUPP R.C.E. 42868

DATE: 3/18/02

DESIGNED BY GNR	DRAWN BY MMST	CHECKED BY GNR
-----------------	---------------	----------------

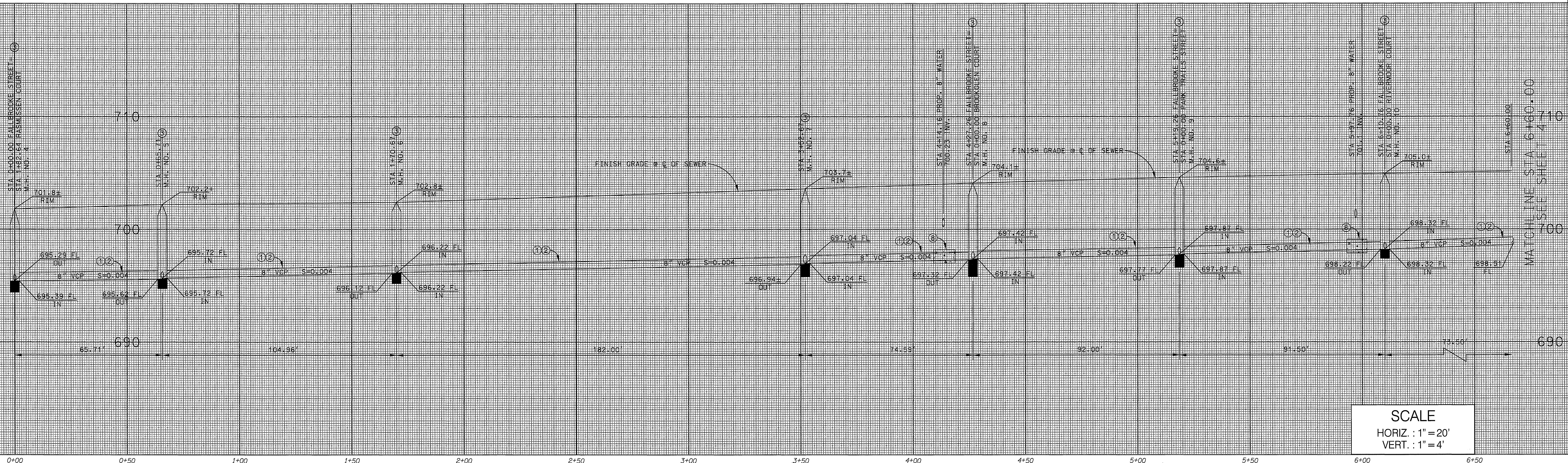
CITY OF RIVERSIDE, CALIFORNIA
DEPARTMENT OF PUBLIC WORKS

APPROVED BY: *Thomas Boyd*
PRINCIPAL ENGR. DATE: 3/18/02
TRAFFIC DIVISION
DEP. P.W. DIRECTOR

SEWER IMPROVEMENT PLAN

TRACT NO. 29087-1
RASMUSSEN COURT
PEASE LANE, GUY LANE

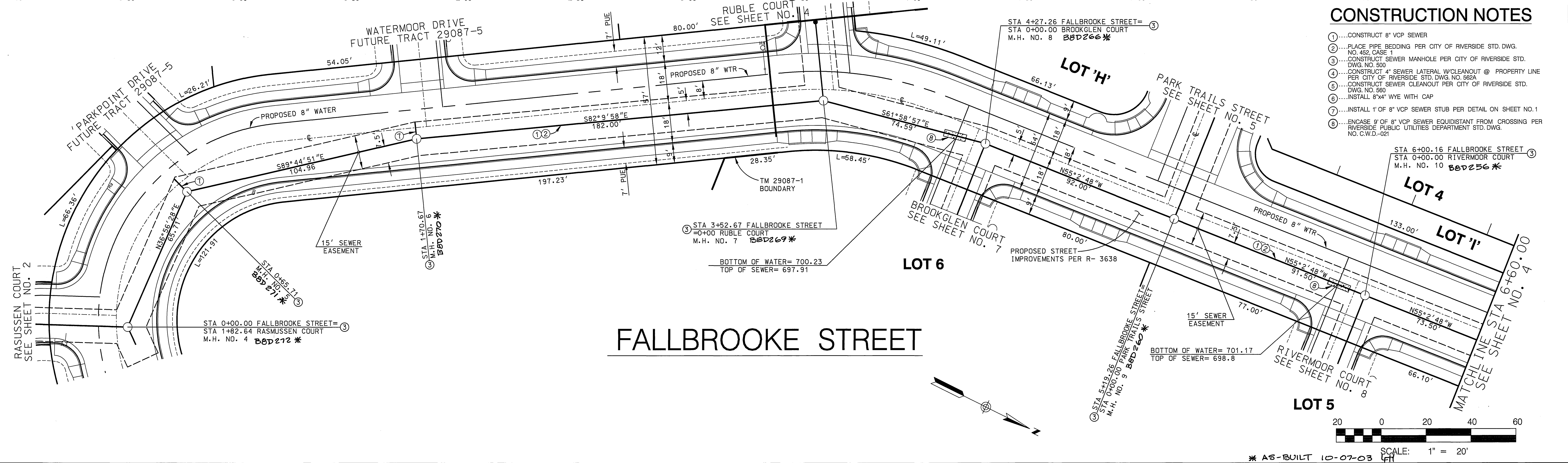
PROJECT NO. GRIF0001
S-1762
SHEET 2 OF 12
SCALE: HORIZ: 1" = 20" VERT: 1" = 4"
FILE NO.:



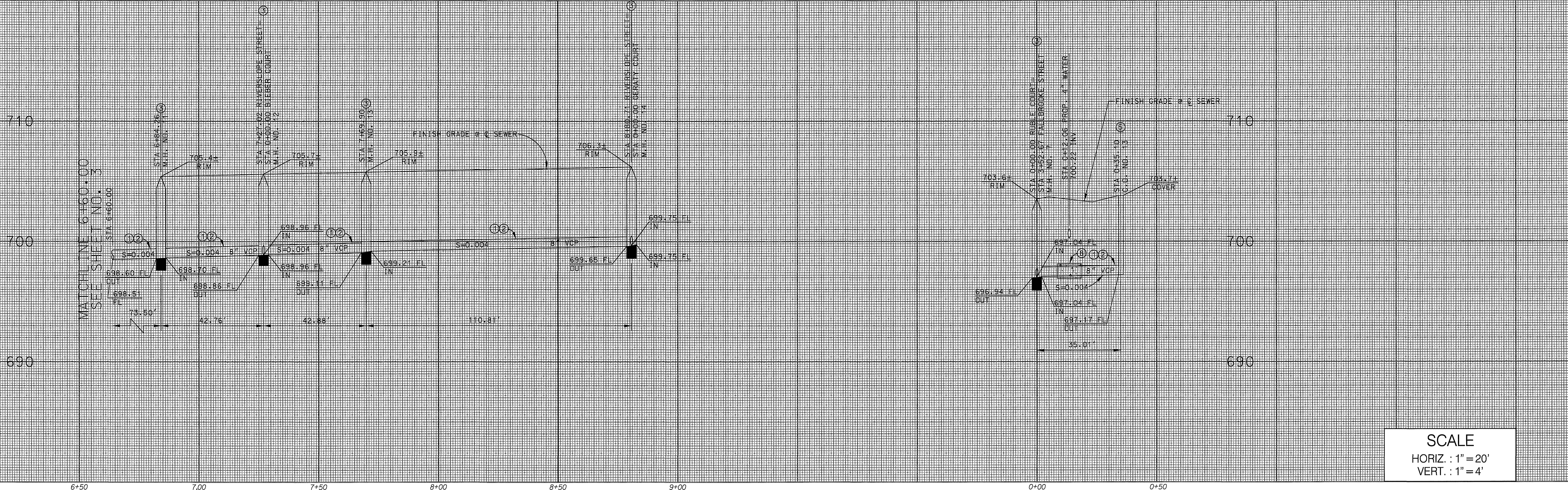
SCALE
 HORIZ. : 1" = 20'
 VERT. : 1" = 4'

CONSTRUCTION NOTES

- ①.....CONSTRUCT 8" VCP SEWER
- ②.....PLACE PIPE BEDDING PER CITY OF RIVERSIDE STD. DWG. NO. 452, CASE 1
- ③.....CONSTRUCT SEWER MANHOLE PER CITY OF RIVERSIDE STD. DWG. NO. 500
- ④.....CONSTRUCT 4" SEWER LATERAL W/CLEANOUT @ PROPERTY LINE PER CITY OF RIVERSIDE STD. DWG. NO. 562A
- ⑤.....CONSTRUCT SEWER CLEANOUT PER CITY OF RIVERSIDE STD. DWG. NO. 560
- ⑥.....INSTALL 8"x4" WYE WITH CAP
- ⑦.....INSTALL 1' OF 8" VCP SEWER STUB PER DETAIL ON SHEET NO. 1
- ⑧.....ENCASE 9" OF 8" VCP SEWER EQUIDISTANT FROM CROSSING PER RIVERSIDE PUBLIC UTILITIES DEPARTMENT STD. DWG. NO. C.W.D.-021



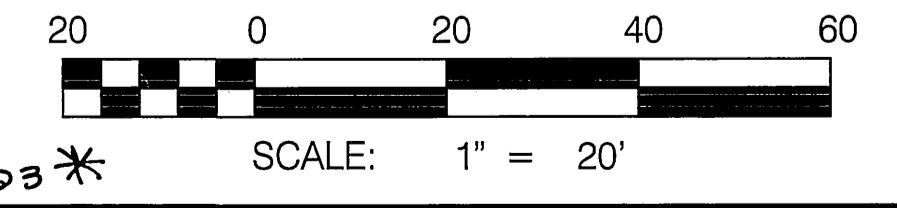
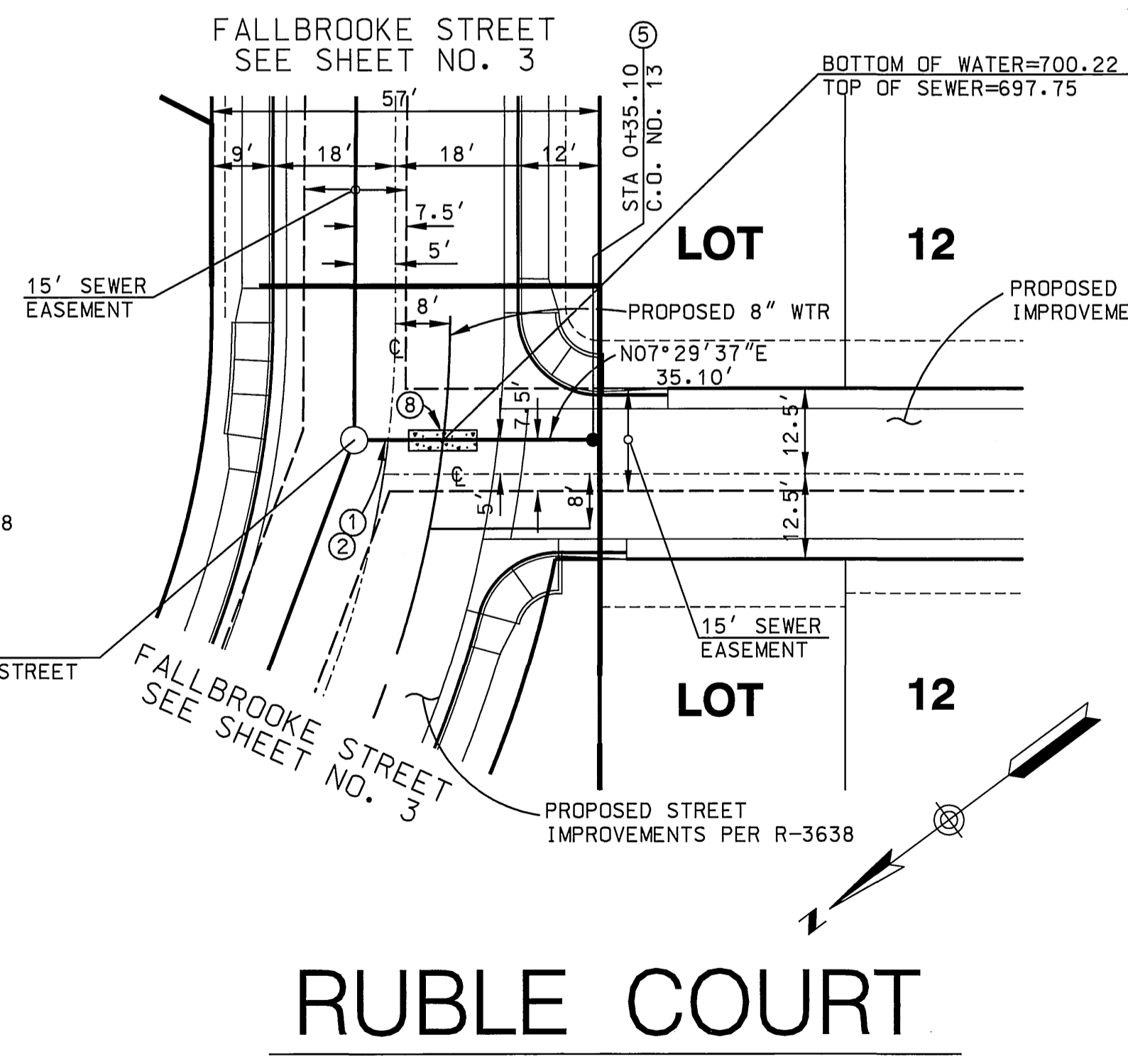
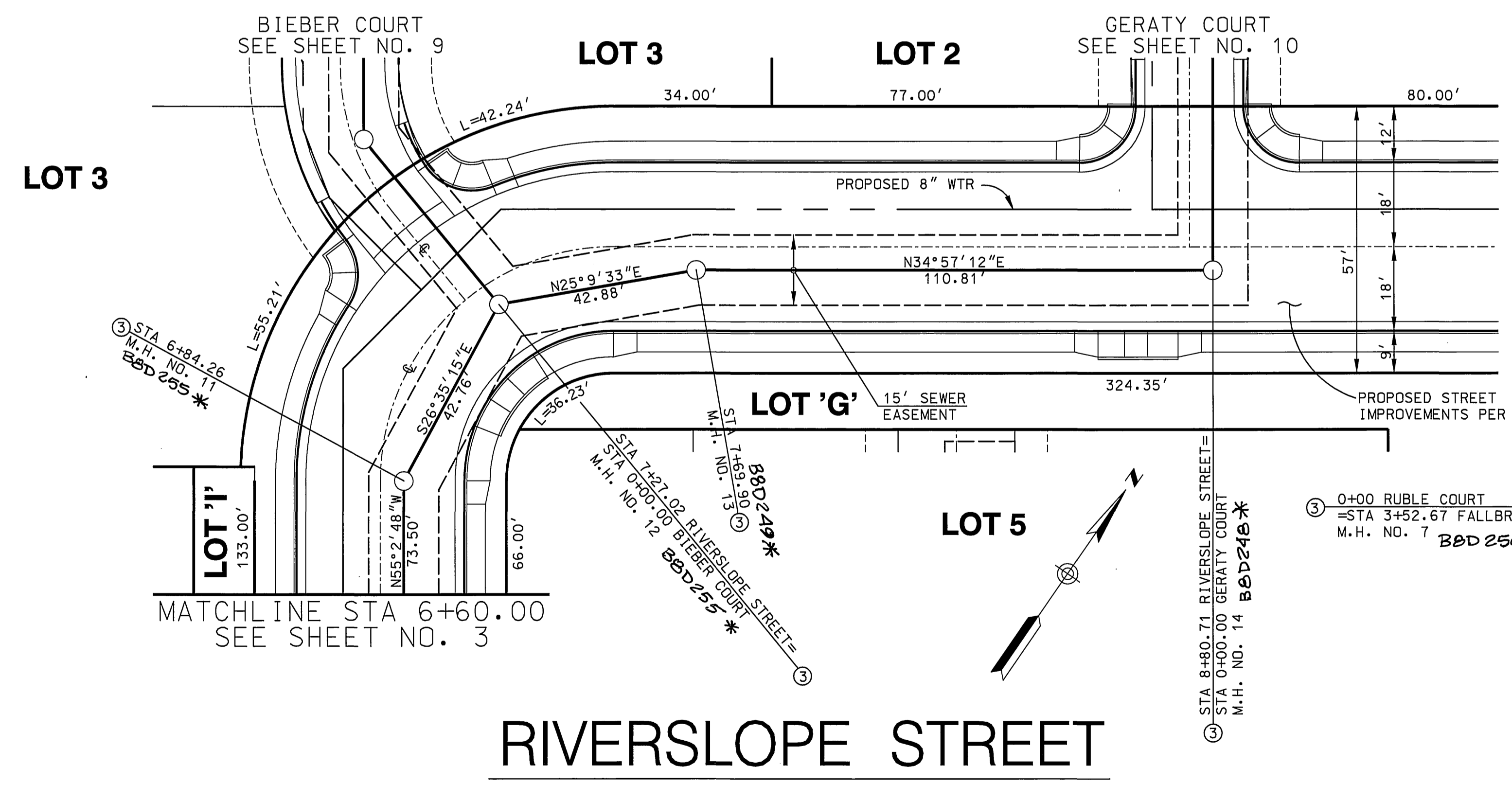
<p>Underground Service Alert</p> <p>Call: TOLL FREE</p> <p>1-800-227-2600</p> <p>TWO WORKING DAYS BEFORE YOU DIG</p>	<p>PRIVATE ENGINEERING NOTE</p> <p>CONSTRUCTION CONTRACTOR AGREES THAT IN ACCORDANCE WITH CITY OF RIVERSIDE STANDARD SPECIFICATIONS FOR THE CONSTRUCTION OF SEWER LATERALS AND TAGS, THE CONTRACTOR SHALL BE RESPONSIBLE FOR THE PROTECTION OF ALL UTILITIES AND PROPERTY AND THE SAFETY OF ALL PERSONS AND PROPERTY. THE CONTRACTOR SHALL BE RESPONSIBLE FOR THE PROTECTION OF ALL UTILITIES AND PROPERTY AND THE SAFETY OF ALL PERSONS AND PROPERTY. THE CONTRACTOR SHALL BE RESPONSIBLE FOR THE PROTECTION OF ALL UTILITIES AND PROPERTY AND THE SAFETY OF ALL PERSONS AND PROPERTY.</p>	<p>BENCH MARK DESCRIPTION</p> <p>CITY OF RIVERSIDE BENCH MARK NO. E2-H3 P.K. 1141 AND TAG IN THE CENTER OF THE MOST NORTHERLY CURB RETURN OF COLLETT AVENUE AND GOLDEN AVENUE</p> <p>ELEVATION: 697.978</p>	<p>CITY OF RIVERSIDE BUSINESS TAX ACCT. NO. 36955 EXPIRES 4-12-02</p> <p>DAVID EVANS AND ASSOCIATES INC</p> <p>JEFFREY KARL RUPP No. 42868 Exp. 3/31/2004 CIVIL ENGINEER STATE OF CALIFORNIA</p> <p>PLANS PREPARED UNDER THE SUPERVISION OF: JEFFREY K. RUPP R.C.E. #2868</p> <p>DATE: 3/18/02</p>	<p>CITY OF RIVERSIDE, CALIFORNIA DEPARTMENT OF PUBLIC WORKS</p> <p>APPROVED BY: [Signature] PRINCIPAL ENGR. DATE: 3/18/02</p> <p>PARK DEPARTMENT TRAFFIC DIVISION DEP. P.W. DIRECTOR</p> <p>APPROVED BY: [Signature] DIRECTOR OF PUBLIC WORKS DATE: 3/20/02</p>	<p>SEWER IMPROVEMENT PLAN</p> <p>TRACT NO. 29087-1 FALLBROOKE STREET</p> <p>SCALE: HORIZ. 1" = 20' VERT. 1" = 4'</p> <p>PROJECT NO. GRIF001 S-1762 SHEET 3 OF 12 FILE NO.:</p>
----------------------------------------------------------------------------------------------------------------------	---------------------------------------------------------------------------------------------------------------------------------------------------------------------------------------------------------------------------------------------------------------------------------------------------------------------------------------------------------------------------------------------------------------------------------------------------------------------------------------------------------------------------------------------------------------------------------------------	-------------------------------------------------------------------------------------------------------------------------------------------------------------------------------------------------------------	--------------------------------------------------------------------------------------------------------------------------------------------------------------------------------------------------------------------------------------------------------------------------------------------------------------------------------------------------------	-----------------------------------------------------------------------------------------------------------------------------------------------------------------------------------------------------------------------------------------------------------------------------------------------------------------------	--------------------------------------------------------------------------------------------------------------------------------------------------------------------------------------------------------------------



SCALE
 HORIZ. : 1" = 20'
 VERT. : 1" = 4'

CONSTRUCTION NOTES

- 1...CONSTRUCT 8" VCP SEWER
- 2...PLACE PIPE BEDDING PER CITY OF RIVERSIDE STD. DWG. NO. 452, CASE 1
- 3...CONSTRUCT SEWER MANHOLE PER CITY OF RIVERSIDE STD. DWG. NO. 500
- 4...CONSTRUCT 4" SEWER LATERAL W/CLEANOUT @ PROPERTY LINE PER CITY OF RIVERSIDE STD. DWG. NO. 562A
- 5...CONSTRUCT SEWER CLEANOUT PER CITY OF RIVERSIDE STD. DWG. NO. 560
- 6...INSTALL 8"x4" WYE WITH CAP
- 7...INSTALL 1' OF 8" VCP SEWER STUB PER DETAIL ON SHEET NO. 1
- 8...ENCASE 9" OF 8" VCP SEWER EQUIDISTANT FROM CROSSING PER RIVERSIDE PUBLIC UTILITIES DEPARTMENT STD. DWG. NO. C.W.D.-021



Underground Service Alert
 Call: TOLL FREE
 1-800
 227-2600
 TWO WORKING DAYS BEFORE YOU DIG

PRIVATE ENGINEERING NOTE
 CONSTRUCTION CONTRACTOR AGREES THAT IN ACCORDANCE WITH GENERALLY ACCEPTED CONSTRUCTION PRACTICES, CONSTRUCTION CONTRACTOR WILL BE REQUIRED TO ASSUME SOLE AND COMPLETE RESPONSIBILITY FOR ALL SITE CONDITIONS ARISING IN CONNECTION WITH THE PROJECT, INCLUDING SAFETY OF ALL PERSONS AND PROPERTY AND THE PROPER INSTALLATION AND MAINTENANCE OF ALL CONSTRUCTION. CONTRACTOR FURTHER AGREES TO DEFEND, INDEMNIFY AND HOLD DESIGN PROFESSIONALS HARMLESS FROM ANY AND ALL LIABILITY, REAL OR ALLEGED, IN CONNECTION WITH THE PERFORMANCE OF WORK AND THE PROCEEDS THEREFROM. LIABILITY ARISING FROM THE SOLE NEGLIGENCE OF DESIGN PROFESSIONAL.

BENCH MARK DESCRIPTION
 CITY OF RIVERSIDE BENCH MARK NO. ER-43
 P.I.K. MARK AND TAG IN THE CENTER OF THE MOST NORTHERLY CURB RETURN OF COLLETT AVENUE AND GOLEN AVENUE
 ELEVATION: 697.978



CITY OF RIVERSIDE BUSINESS
 TAX ADPT. NO. 36955
 EXPIRES 4-12-02



DAVID EVANS AND ASSOCIATES INC
 800 North Haven Avenue, Suite 300
 Ontario California 91764
 Phone: 909.481.5750

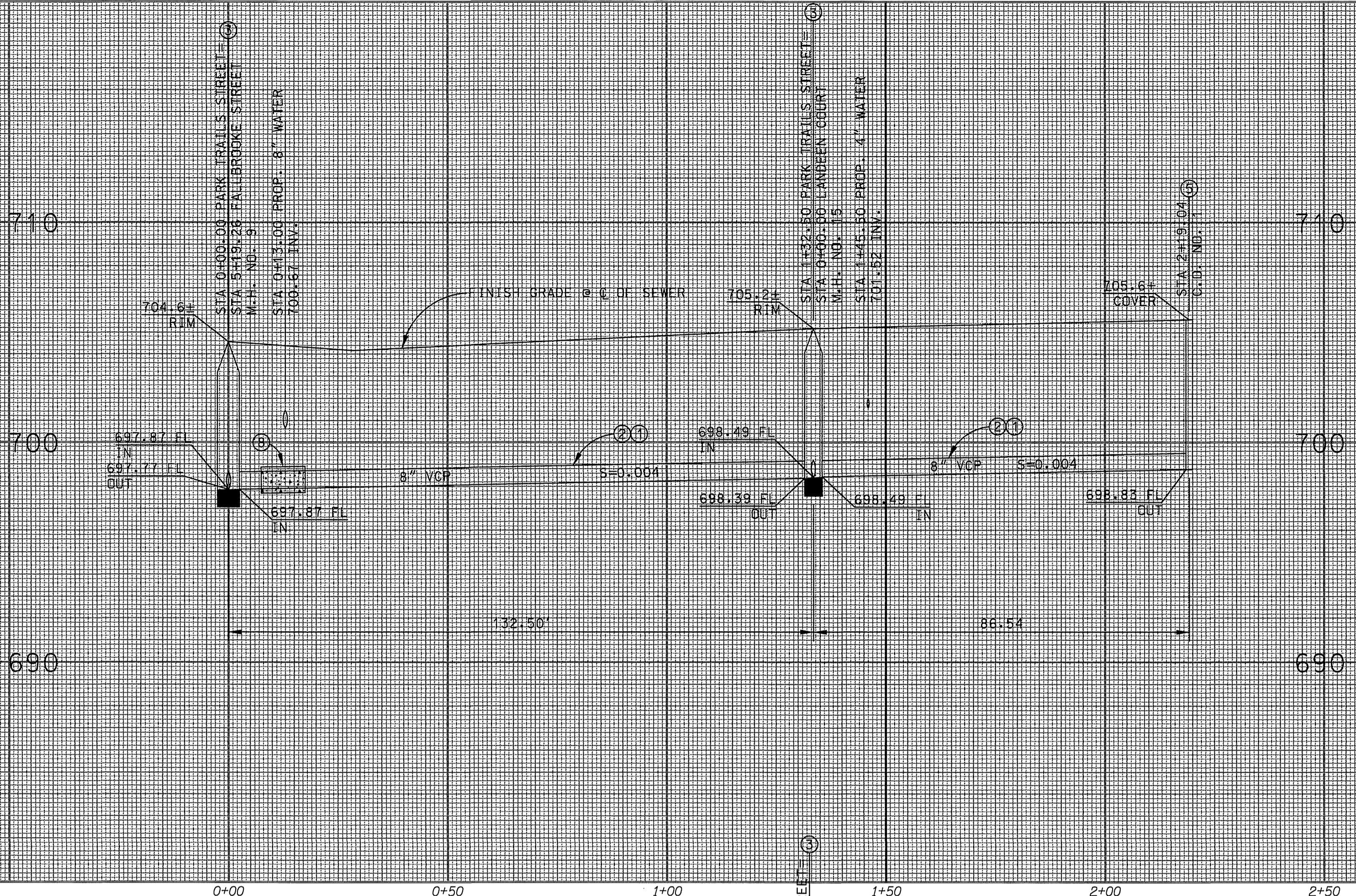
PLANS PREPARED UNDER THE SUPERVISION OF:
 JEFFREY K. RUPP R.C.E. 42868
 DATE: 7-19-02

MARK	REVISIONS	APPR. DATE
DESIGNED BY: GNR	DRAWN BY: MMST	CHECKED BY: GNR

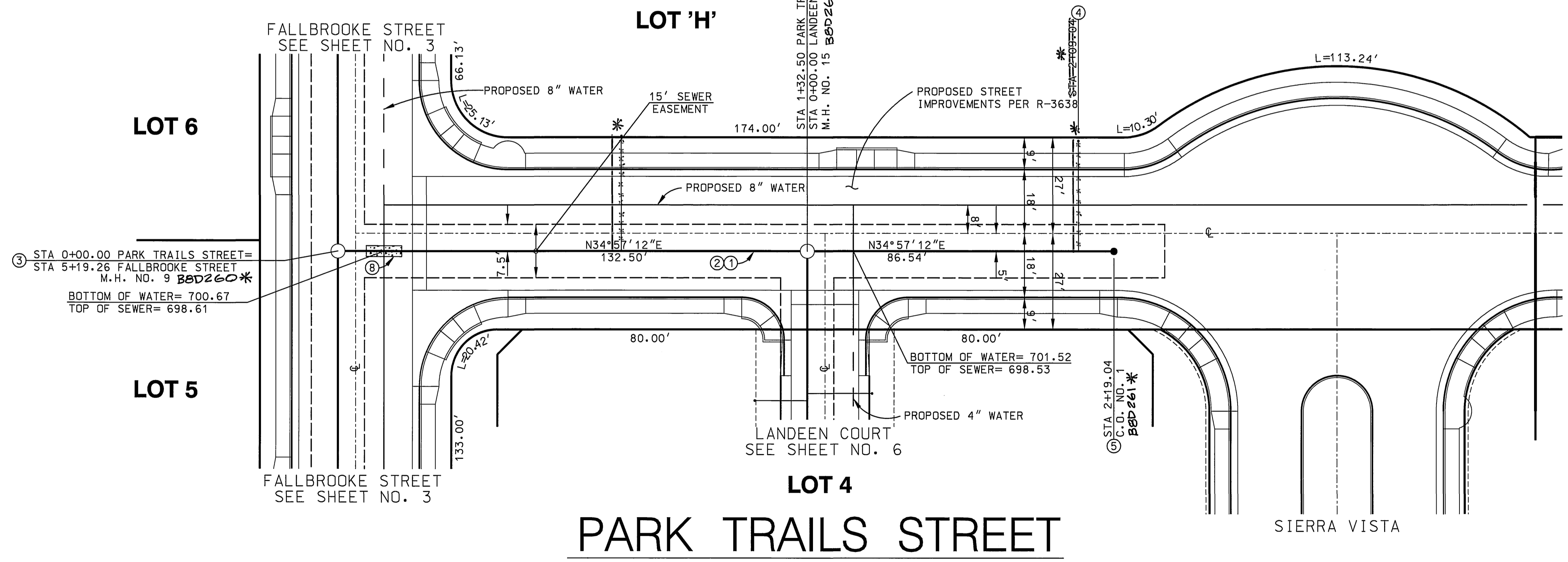
CITY OF RIVERSIDE, CALIFORNIA
 DEPARTMENT OF PUBLIC WORKS

APPROVED BY: *Thom Boyd*
 PRINCIPAL ENGR. BY DATE: 7/20/02
 PARK DEPARTMENT
 TRAFFIC DIVISION
 DEP. P.W. DIRECTOR
 DATE: 3/20/02

SEWER IMPROVEMENT PLAN	PROJECT NO. GRIF0001
TRACT NO. 29087-1	S-1762
RIVERSLOPE STREET	SHEET 4 OF 12
SCALE: HORIZ: 1" = 20' VERT: 1" = 4'	FILE NO.:



SCALE
 HORIZ. : 1" = 20'
 VERT. : 1" = 4'



CONSTRUCTION NOTES

- ①...CONSTRUCT 8" VCP SEWER
- ②...PLACE PIPE BEDDING PER CITY OF RIVERSIDE STD. DWG. NO. 452, CASE 1
- ③...CONSTRUCT SEWER MANHOLE PER CITY OF RIVERSIDE STD. DWG. NO. 500
- ④...CONSTRUCT 4" SEWER LATERAL W/CLEANOUT @ PROPERTY LINE PER CITY OF RIVERSIDE STD. DWG. NO. 552A
- ⑤...CONSTRUCT SEWER CLEANOUT PER CITY OF RIVERSIDE STD. DWG. NO. 560
- ⑥...INSTALL 8"x4" WYE WITH CAP
- ⑦...INSTALL 1' OF 8" VCP SEWER STUB PER DETAIL ON SHEET NO. 1
- ⑧...ENCASE 9" OF 8" VCP SEWER EQUIDISTANT FROM CROSSING PER RIVERSIDE PUBLIC UTILITIES DEPARTMENT STD. DWG. NO. C.W.D.-021

Underground Service Alert
 Call: TOLL FREE
 1-800-227-2600
 TWO WORKING DAYS BEFORE YOU DIG

PRIVATE ENGINEERING NOTE
 CONSTRUCTION CONTRACTOR AGREES THAT IN ACCORDANCE WITH GENERALLY ACCEPTED CONSTRUCTION PRACTICES...
 ELEVATION: 697.976

BENCH MARK DESCRIPTION
 CITY OF RIVERSIDE BENCH MARK NO. ER-83
 PINNACLED AND TAG IN THE CENTER OF THE MOST NORTHERLY CURB RETURN OF COLLETT AVENUE AND GOLDEN AVENUE
 ELEVATION: 697.976

REGISTERED PROFESSIONAL ENGINEER
 JEFFREY KARL RUPP
 No. 42868
 Exp. 3/31/2004
 CIVIL
 STATE OF CALIFORNIA

CITY OF RIVERSIDE BUSINESS TAX ACCT. NO. 36955 EXPIRES 4-12-02

DAVID EVANS AND ASSOCIATES INC.
 800 North Haven Avenue, Suite 300
 Ontario California 91764
 Phone: 909.481.5750

PLANS PREPARED UNDER THE SUPERVISION OF:
 JEFFREY KARL RUPP R.C.E. 42868
 DATE: 2-19-02

MARK	REVISIONS	APPR.	DATE
DESIGNED BY	G.N.R.	DRAWN BY	M.M.S.T.
CHECKED BY	G.N.R.		

CITY OF RIVERSIDE, CALIFORNIA
 DEPARTMENT OF PUBLIC WORKS

APPROVED BY: [Signature]
 PRINCIPAL ENGR. BY: [Signature] DATE: 3/20/02
 PARK DEPARTMENT
 TRAFFIC DIVISION
 DEP. P.W. DIRECTOR

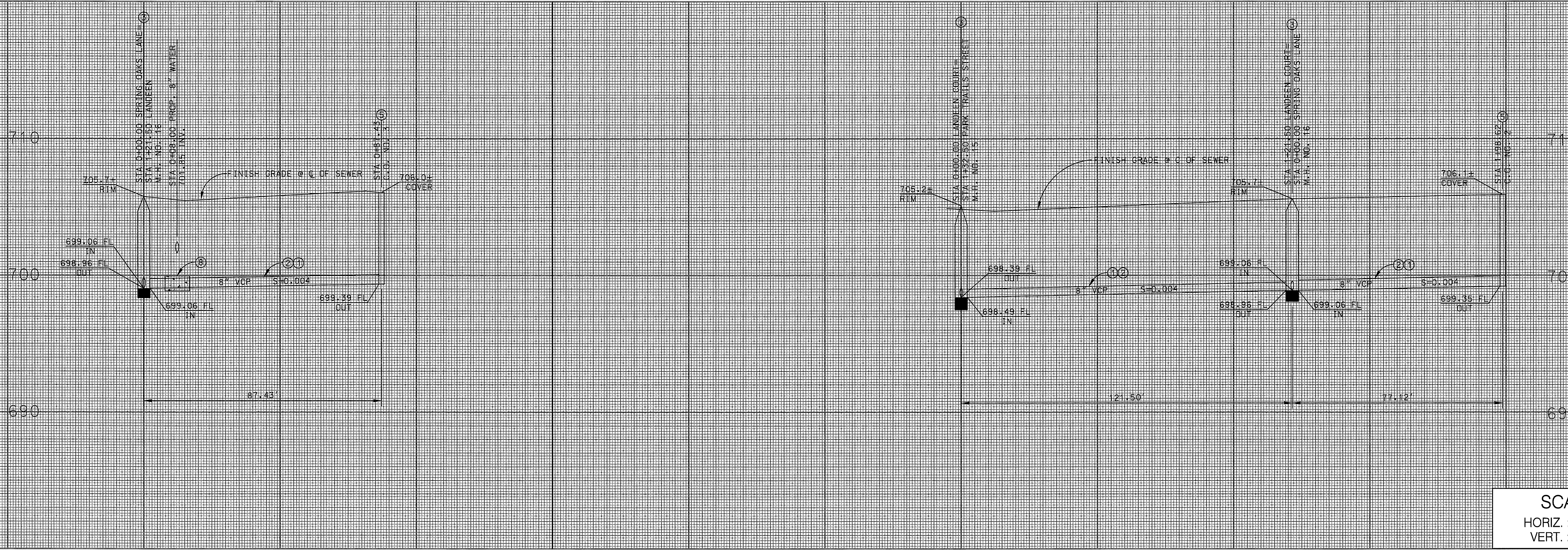
SEWER IMPROVEMENT PLAN

TRACT NO. 29087-1
PARK TRAILS STREET

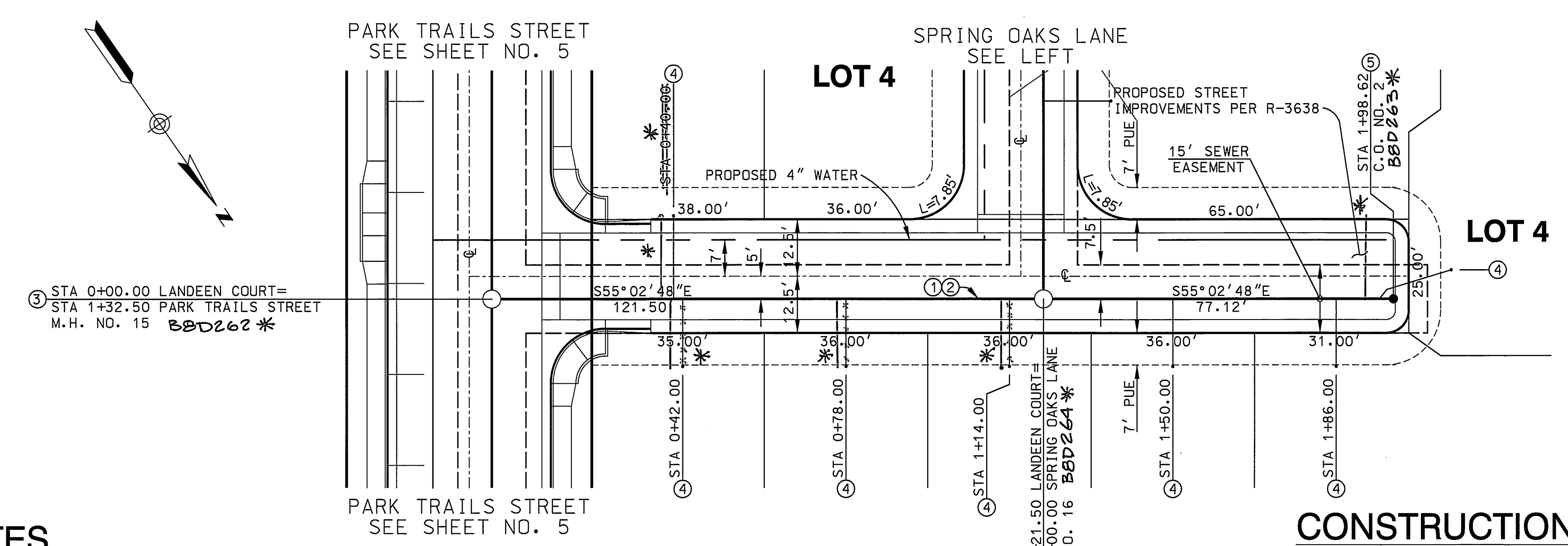
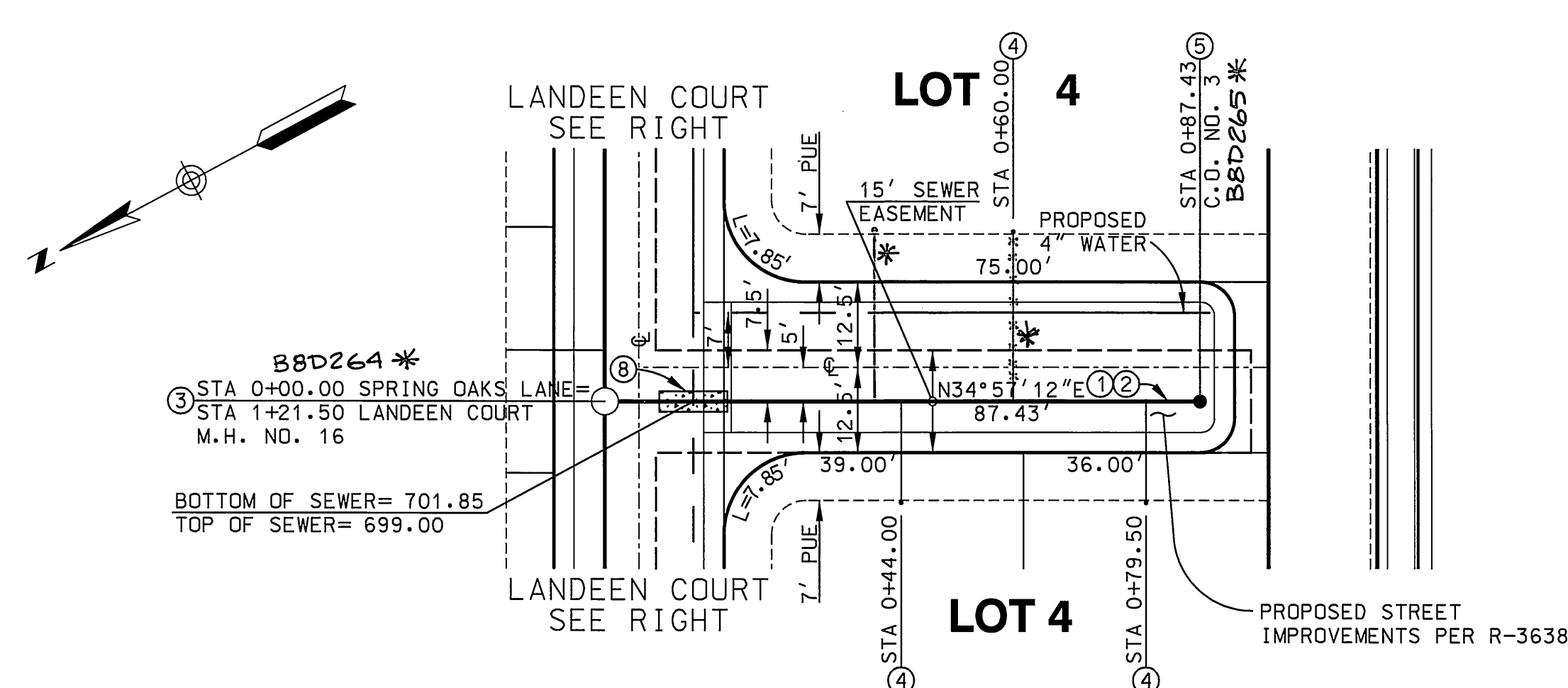
SCALE: HORIZ: 1"=20' VERT: 1"=4'

PROJECT NO. GRIF001
S-1762
 SHEET 5 OF 12
 FILE NO.:

*AS-BUILT 10-07-03 LHA SCALE: 1" = 20'



SCALE
 HORIZ. : 1" = 20'
 VERT. : 1" = 4'



SPRING OAKS LANE

LANDEEN COURT

CONSTRUCTION NOTES

- ①...CONSTRUCT 8" VCP SEWER
- ②...PLACE PIPE BEDDING PER CITY OF RIVERSIDE STD. DWG. NO. 452, CASE 1
- ③...CONSTRUCT SEWER MANHOLE PER CITY OF RIVERSIDE STD. DWG. NO. 500
- ④...CONSTRUCT 4" SEWER LATERAL W/CLEANOUT @ PROPERTY LINE PER CITY OF RIVERSIDE STD. DWG. NO. 562A
- ⑤...CONSTRUCT SEWER CLEANOUT PER CITY OF RIVERSIDE STD. DWG. NO. 560
- ⑥...INSTALL 8"x4" WYE WITH CAP
- ⑦...INSTALL 1" OF 8" VCP SEWER STUB PER DETAIL ON SHEET NO. 1
- ⑧...ENCASE 9" OF 8" VCP SEWER EQUIDISTANT FROM CROSSING PER RIVERSIDE PUBLIC UTILITIES DEPARTMENT STD. DWG. NO. C.W.D.-021

CONSTRUCTION NOTES

- ①...CONSTRUCT 8" VCP SEWER
- ②...PLACE PIPE BEDDING PER CITY OF RIVERSIDE STD. DWG. NO. 452, CASE 1
- ③...CONSTRUCT SEWER MANHOLE PER CITY OF RIVERSIDE STD. DWG. NO. 500
- ④...CONSTRUCT 4" SEWER LATERAL W/CLEANOUT @ PROPERTY LINE PER CITY OF RIVERSIDE STD. DWG. NO. 562A
- ⑤...CONSTRUCT SEWER CLEANOUT PER CITY OF RIVERSIDE STD. DWG. NO. 560
- ⑥...INSTALL 8"x4" WYE WITH CAP
- ⑦...INSTALL 1" OF 8" VCP SEWER STUB PER DETAIL ON SHEET NO. 1
- ⑧...ENCASE 9" OF 8" VCP SEWER EQUIDISTANT FROM CROSSING PER RIVERSIDE PUBLIC UTILITIES DEPARTMENT STD. DWG. NO. C.W.D.-021



P:\G\GRIF001\DRAWING SHEETS\STREETS\PHASE1\STR_07_SHT

Underground Service Alert
 Call: TOLL FREE
 1-800-227-2600
 TWO WORKING DAYS BEFORE YOU DIG

PRIVATE ENGINEERING NOTE
 CONSTRUCTION CONTRACTOR SHALL BE RESPONSIBLE FOR VERIFYING THE LOCATION AND DEPTH OF ALL UTILITIES PRIOR TO CONSTRUCTION. THE CONTRACTOR SHALL BE RESPONSIBLE FOR OBTAINING ALL NECESSARY PERMITS AND APPROVALS FROM THE CITY OF RIVERSIDE AND THE CALIFORNIA STATE BOARD OF PROFESSIONAL ENGINEERS. THE CONTRACTOR SHALL BE RESPONSIBLE FOR OBTAINING ALL NECESSARY PERMITS AND APPROVALS FROM THE CITY OF RIVERSIDE AND THE CALIFORNIA STATE BOARD OF PROFESSIONAL ENGINEERS. THE CONTRACTOR SHALL BE RESPONSIBLE FOR OBTAINING ALL NECESSARY PERMITS AND APPROVALS FROM THE CITY OF RIVERSIDE AND THE CALIFORNIA STATE BOARD OF PROFESSIONAL ENGINEERS.

BENCH MARK DESCRIPTION
 CITY OF RIVERSIDE BENCH MARK NO. ER-103
 P.A. NAIL AND TAG IN THE CENTER OF THE MOST NORTHERLY CURB RETURN OF COLLETT AVENUE AND GOLDEN AVENUE
 ELEVATION: 697.978

REGISTERED PROFESSIONAL ENGINEER
 JEFFREY KARL RUPP
 No. 42868
 Exp. 3/31/2004
 CIVIL
 STATE OF CALIFORNIA

CITY OF RIVERSIDE BUSINESS
 TAX ACT NO. 36955
 EXPIRES 4-12-02

DAVID EVANS AND ASSOCIATES INC.
 800 North Haven Avenue, Suite 300
 Ontario California 91764
 Phone: 909.481.5750

PLANS PREPARED UNDER THE SUPERVISION OF:
 JEFFREY K. RUPP, R.C.E. 42868
 DATE: 2-19-02

MARK	REVISIONS	APPR.	DATE

DESIGNED BY: GNR DRAWN BY: MMST CHECKED BY: GNR

CITY OF RIVERSIDE, CALIFORNIA
 DEPARTMENT OF PUBLIC WORKS

APPROVED BY: _____ BY: _____ DATE: _____
 PRINCIPAL ENGR. *John Walden*
 PARK DEPARTMENT
 TRAFFIC DIVISION
 DEP. P.W. DIRECTOR

APPROVED BY: _____ BY: _____ DATE: _____
 DIRECTOR OF PUBLIC WORKS
Thom Boyd
 DATE: 3/20/02

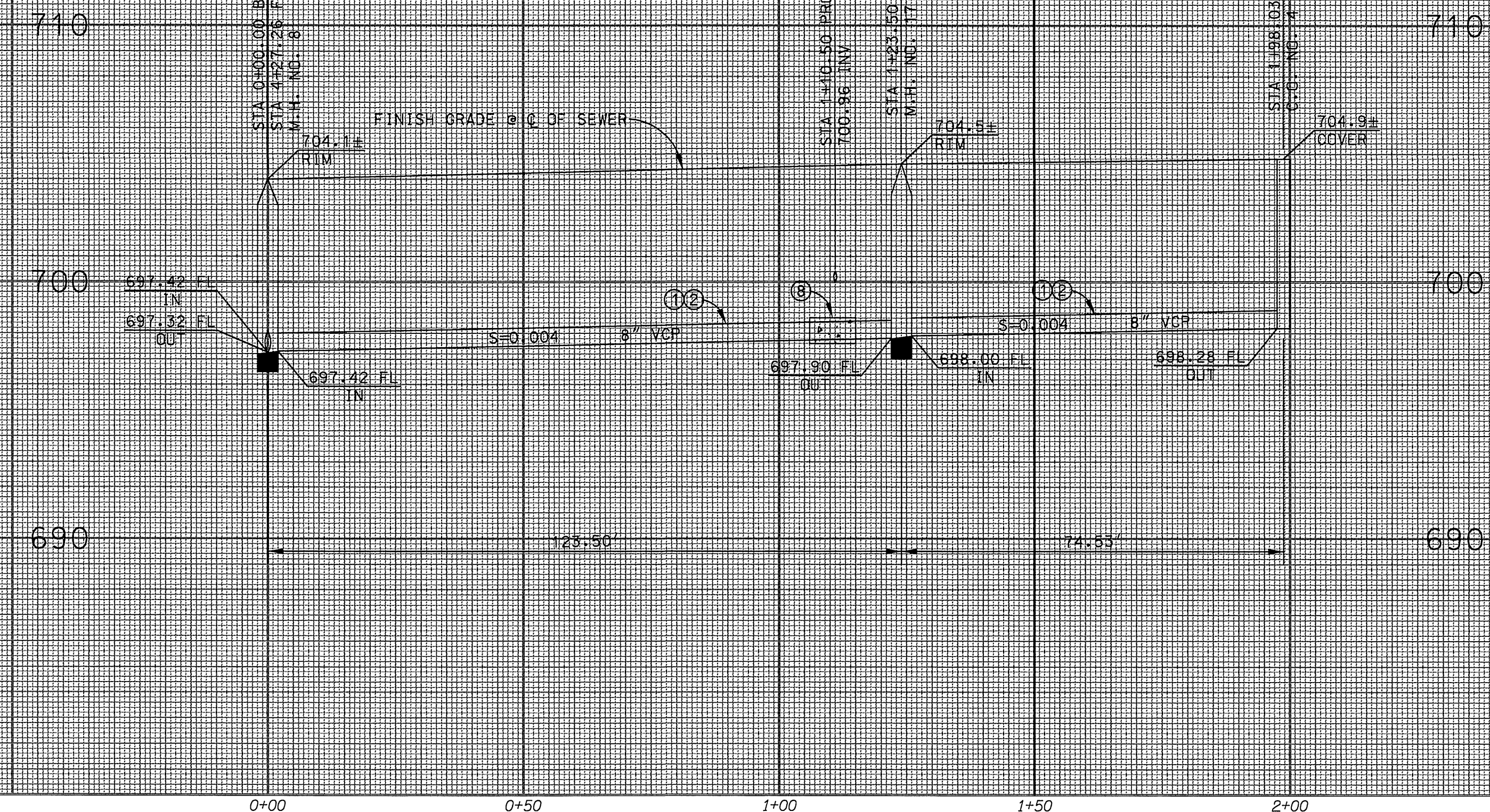
SEWER IMPROVEMENT PLAN

TRACT NO. 29087-1
 LANDEEN COURT -
 SPRING OAKS LANE

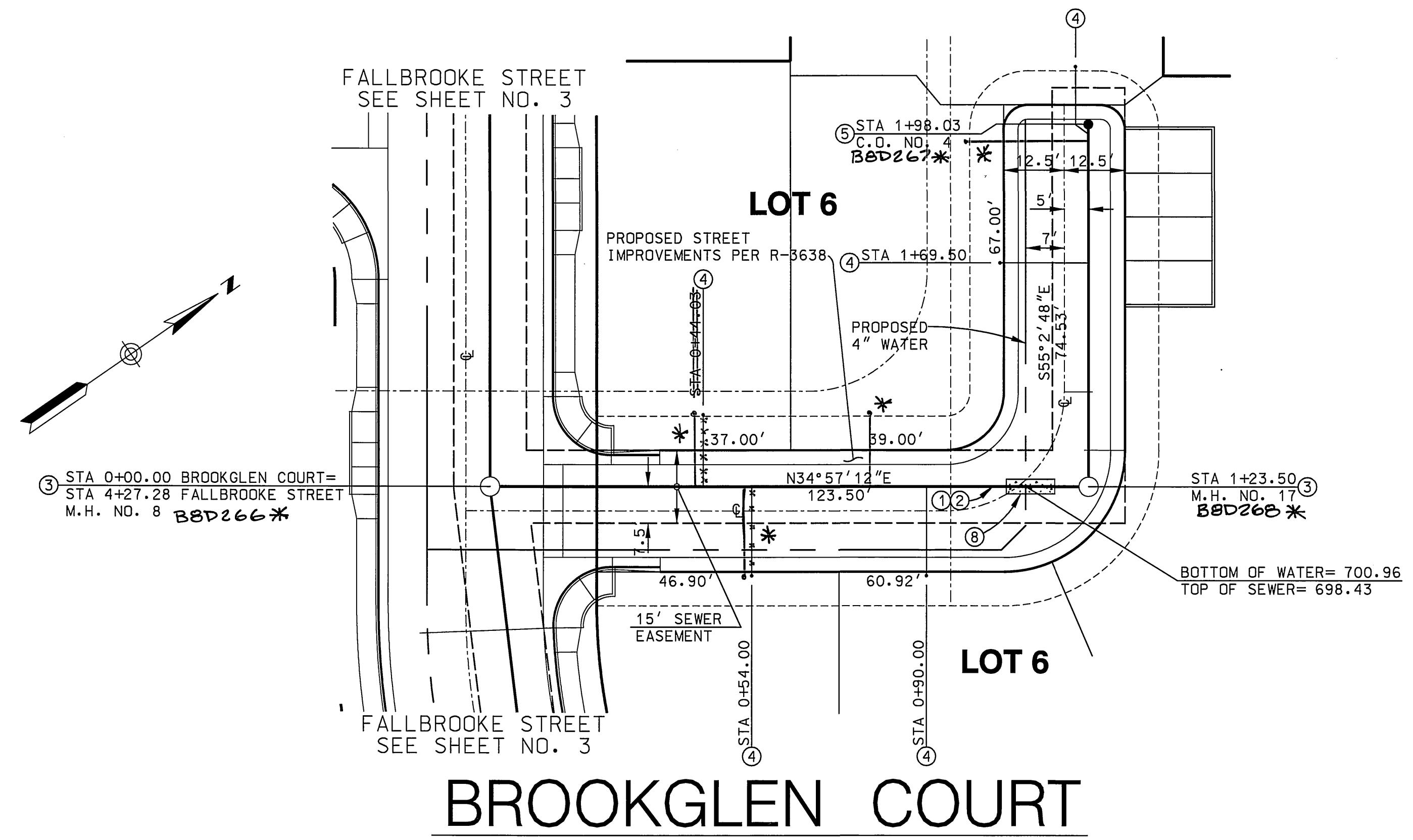
PROJECT NO. GRIF001
 S-1762
 SHEET 6 OF 12
 FILE NO.:

SCALE: HORIZ: 1" = 20' VERT: 1" = 4'

INDEXED 4-2-02 4H

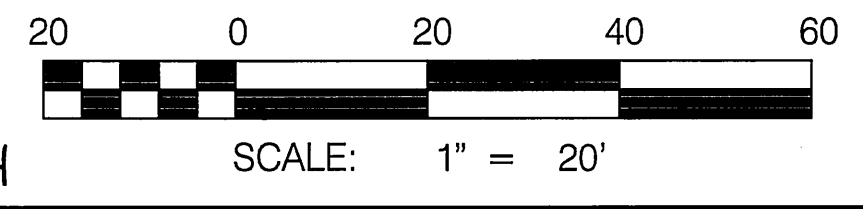


SCALE
 HORIZ. : 1" = 20'
 VERT. : 1" = 4'



CONSTRUCTION NOTES


- ①...CONSTRUCT 8" VCP SEWER
- ②...PLACE PIPE BEDDING PER CITY OF RIVERSIDE STD. DWG. NO. 452, CASE 1
- ③...CONSTRUCT SEWER MANHOLE PER CITY OF RIVERSIDE STD. DWG. NO. 500
- ④...CONSTRUCT 4" SEWER LATERAL W/CLEANOUT @ PROPERTY LINE PER CITY OF RIVERSIDE STD. DWG. NO. 562A
- ⑤...CONSTRUCT SEWER CLEANOUT PER CITY OF RIVERSIDE STD. DWG. NO. 560
- ⑥...INSTALL 8"x4" WYE WITH CAP
- ⑦...INSTALL 1' OF 8" VCP SEWER STUB PER DETAIL ON SHEET NO. 1
- ⑧...ENCASE 8" OF 8" VCP SEWER EQUIDISTANT FROM CROSSING PER RIVERSIDE PUBLIC UTILITIES DEPARTMENT STD. DWG. NO. C.W.D.-021



* AS-BUILT 10-07-03 JFH

Underground Service Alert
 Call: TOLL FREE
 1-800-227-2600
 TWO WORKING DAYS BEFORE YOU DIG

PRIVATE ENGINEERING NOTE
 BENCH MARK DESCRIPTION
 CITY OF RIVERSIDE BENCH MARK NO. ER-H3
 P.M. NAIL AND TAG IN THE CENTER OF THE
 MOST NORTHERLY CURB RETURN OF COLLETT
 AVENUE AND GOLDEN AVENUE
 ELEVATION: 697.978



CITY OF RIVERSIDE BUSINESS
 TAX ACCT. NO. 36955
 EXPIRES 4-12-02

DAVID EVANS AND ASSOCIATES INC.
 800 North Haven Avenue, Suite 300
 Ontario California 91764
 Phone: 909.481.5750

PLANS PREPARED UNDER THE SUPERVISION OF:
 JEFFREY K. RUPP, P.E. 42868
 DATE: 2-19-02

MARK	REVISIONS	APPR	DATE
DESIGNED BY	G.N.R.	DRAWN BY	MMST.
CHECKED BY	G.N.R.		

CITY OF RIVERSIDE, CALIFORNIA
 DEPARTMENT OF PUBLIC WORKS

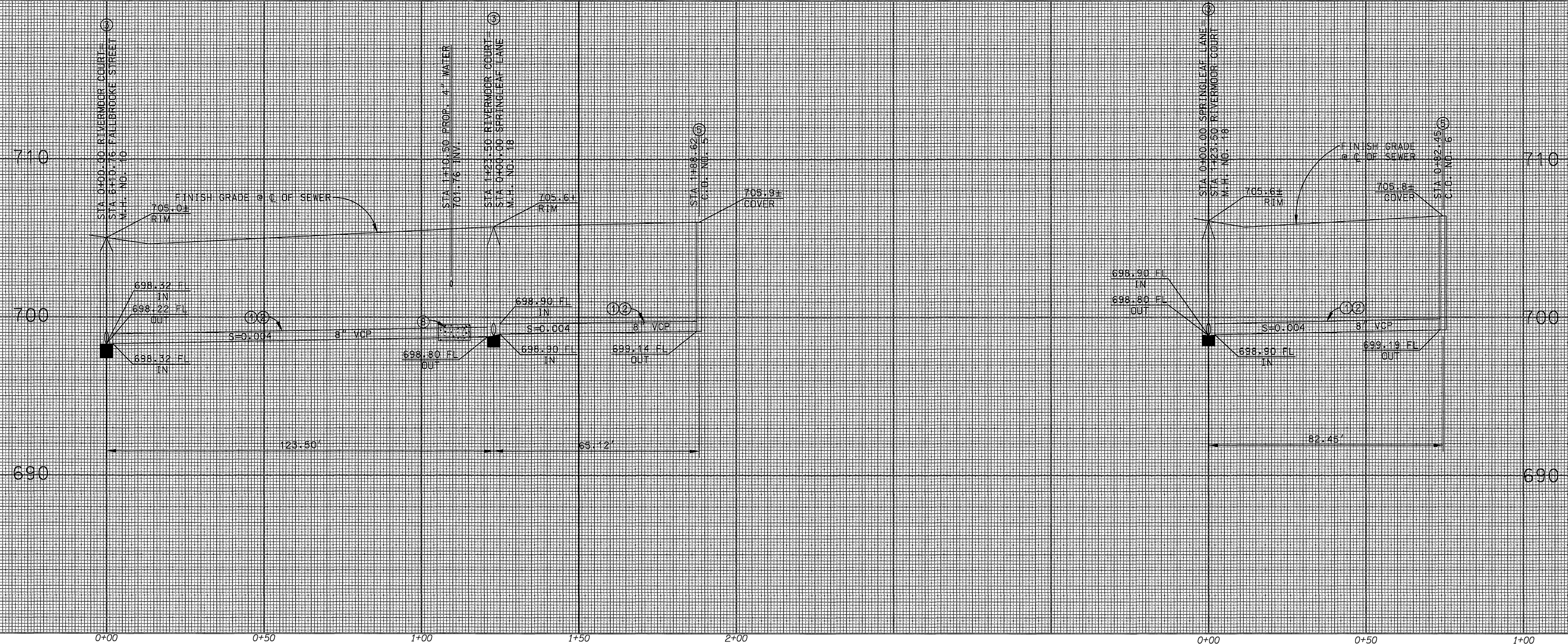
APPROVED BY: _____ BY: *JFH* DATE: _____
 PARK DEPARTMENT
 TRAFFIC DIVISION
 DEF. P.W. DIRECTOR

APPROVED BY: _____ DATE: 3/20/02
 DIRECTOR OF PUBLIC WORKS

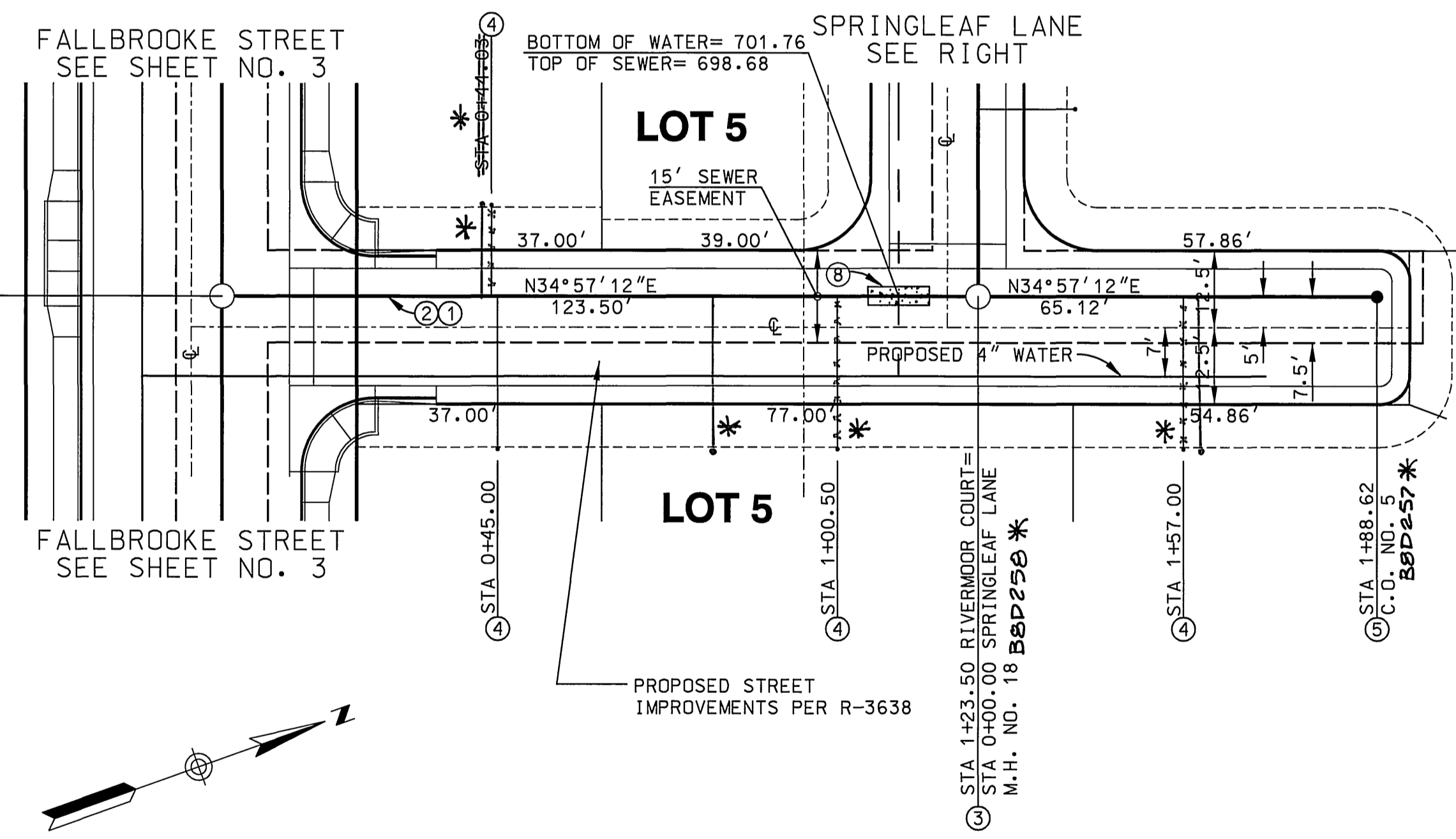
SEWER IMPROVEMENT PLAN
 TRACT NO. 29087-1
 BROOKGLEN COURT

PROJECT NO. GRIF0001
 S-1762
 SHEET 7 OF 12
 FILE NO.:

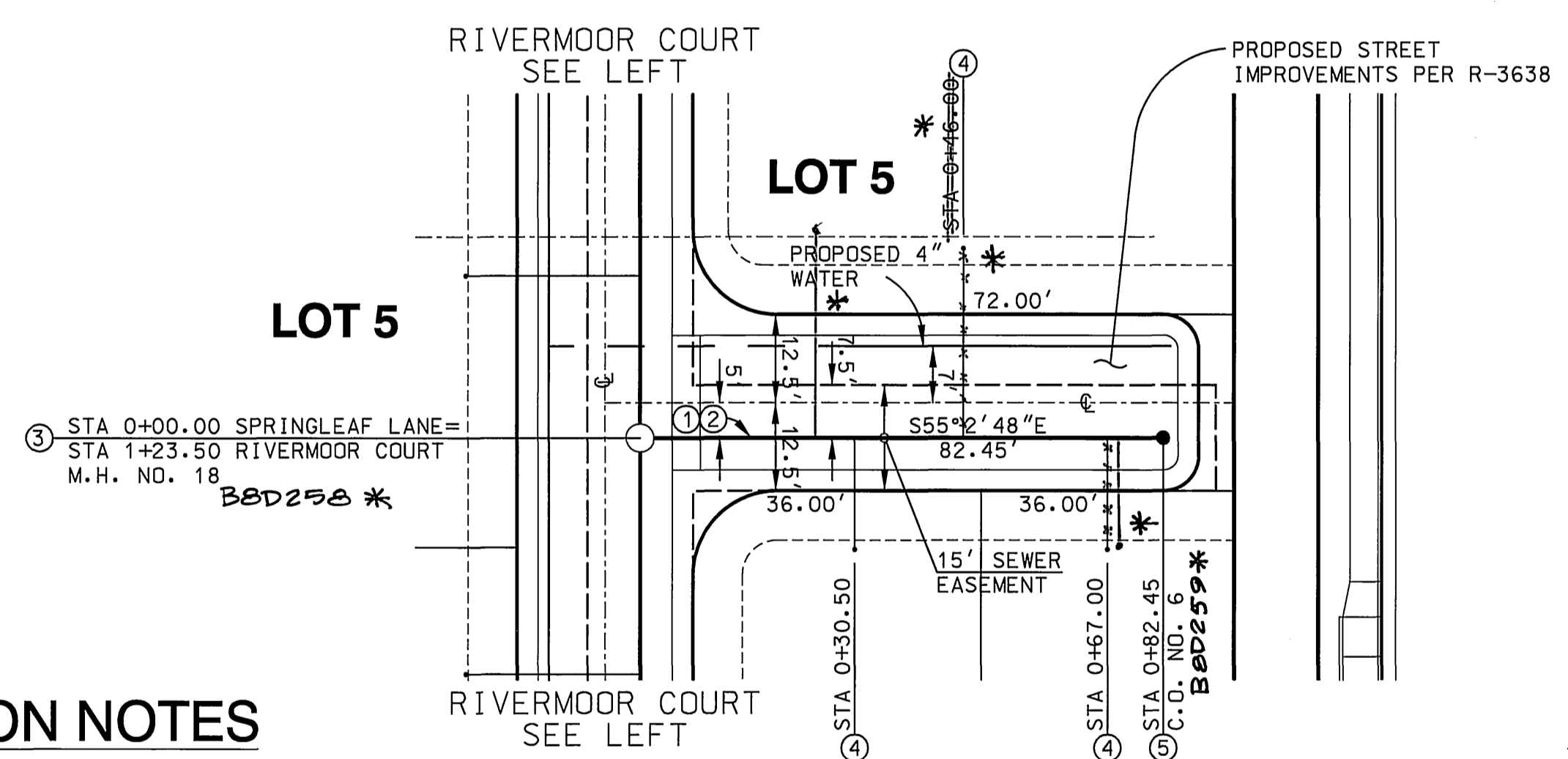
SCALE: HORIZ: 1" = 20' VERT: 1" = 4'



SCALE
 HORIZ. : 1" = 20'
 VERT. : 1" = 4'



RIVERMOOR COURT



SPRINGLEAF LANE

CONSTRUCTION NOTES

- ①....CONSTRUCT 8" VCP SEWER
- ②....PLACE PIPE BEDDING PER CITY OF RIVERSIDE STD. DWG. NO. 452, CASE 1
- ③....CONSTRUCT SEWER MANHOLE PER CITY OF RIVERSIDE STD. DWG. NO. 500
- ④....CONSTRUCT 4" SEWER LATERAL W/CLEANOUT @ PROPERTY LINE PER CITY OF RIVERSIDE STD. DWG. NO. 562A
- ⑤....CONSTRUCT SEWER CLEANOUT PER CITY OF RIVERSIDE STD. DWG. NO. 560
- ⑥....INSTALL 8"x4" WYE WITH CAP
- ⑦....INSTALL 1' OF 8" VCP SEWER STUB PER DETAIL ON SHEET NO.1
- ⑧....ENCASE 9' OF 8" VCP SEWER EQUIDISTANT FROM CROSSING PER RIVERSIDE PUBLIC UTILITIES DEPARTMENT STD. DWG. NO. C.W.D.-021

CONSTRUCTION NOTES

- ①....CONSTRUCT 8" VCP SEWER
- ②....PLACE PIPE BEDDING PER CITY OF RIVERSIDE STD. DWG. NO. 452, CASE 1
- ③....CONSTRUCT SEWER MANHOLE PER CITY OF RIVERSIDE STD. DWG. NO. 500
- ④....CONSTRUCT 4" SEWER LATERAL W/CLEANOUT @ PROPERTY LINE PER CITY OF RIVERSIDE STD. DWG. NO. 562A
- ⑤....CONSTRUCT SEWER CLEANOUT PER CITY OF RIVERSIDE STD. DWG. NO. 560
- ⑥....INSTALL 8"x4" WYE WITH CAP
- ⑦....INSTALL 1' OF 8" VCP SEWER STUB PER DETAIL ON SHEET NO.1
- ⑧....ENCASE 9' OF 8" VCP SEWER EQUIDISTANT FROM CROSSING PER RIVERSIDE PUBLIC UTILITIES DEPARTMENT STD. DWG. NO. C.W.D.-021




* AS-BUILT 10-07-03 LFT SCALE: 1" = 20'

Underground Service Alert
 Call: TOLL FREE
 1-800-227-2600
 TWO WORKING DAYS BEFORE YOU DIG

PRIVATE ENGINEERING NOTE
 CONSTRUCTION CONTRACTOR AGREES THAT IN ACCORDANCE WITH GENERALLY ACCEPTED CONSTRUCTION PRACTICES CONSTRUCTION CONTRACTOR SHALL BE RESPONSIBLE FOR VERIFYING THE LOCATION, DEPTH AND PROPERTIES OF ALL UTILITIES TO BE LOCATED AND MARKED PRIOR TO THE COMMENCEMENT OF CONSTRUCTION. CONTRACTOR SHALL BE RESPONSIBLE FOR THE PROTECTION AND REPAIR OF ALL UTILITIES LOCATED AND MARKED PRIOR TO THE COMMENCEMENT OF CONSTRUCTION. CONTRACTOR SHALL BE RESPONSIBLE FOR THE PROTECTION AND REPAIR OF ALL UTILITIES LOCATED AND MARKED PRIOR TO THE COMMENCEMENT OF CONSTRUCTION.

BENCH MARK DESCRIPTION
 CITY OF RIVERSIDE BENCH MARK NO. E-103
 P.K. MAIL AND TAG IN THE CENTER OF THE MOST NORTHERLY CURB RETURN OF COLLETT AVENUE AND GOLDEN AVENUE
 ELEVATION: 697.976



CITY OF RIVERSIDE BUSINESS TAX ACCT. NO. 30955 EXPIRES 4-12-02
DAVID EVANS AND ASSOCIATES INC.
 800 North Haven Avenue, Suite 300
 Ontario California 91764
 Phone: 909.481.5750
 PLANS PREPARED UNDER THE SUPERVISION OF:
 Jeffrey W. Rupp R.C.E. 42868
 DATE: 2-19-02

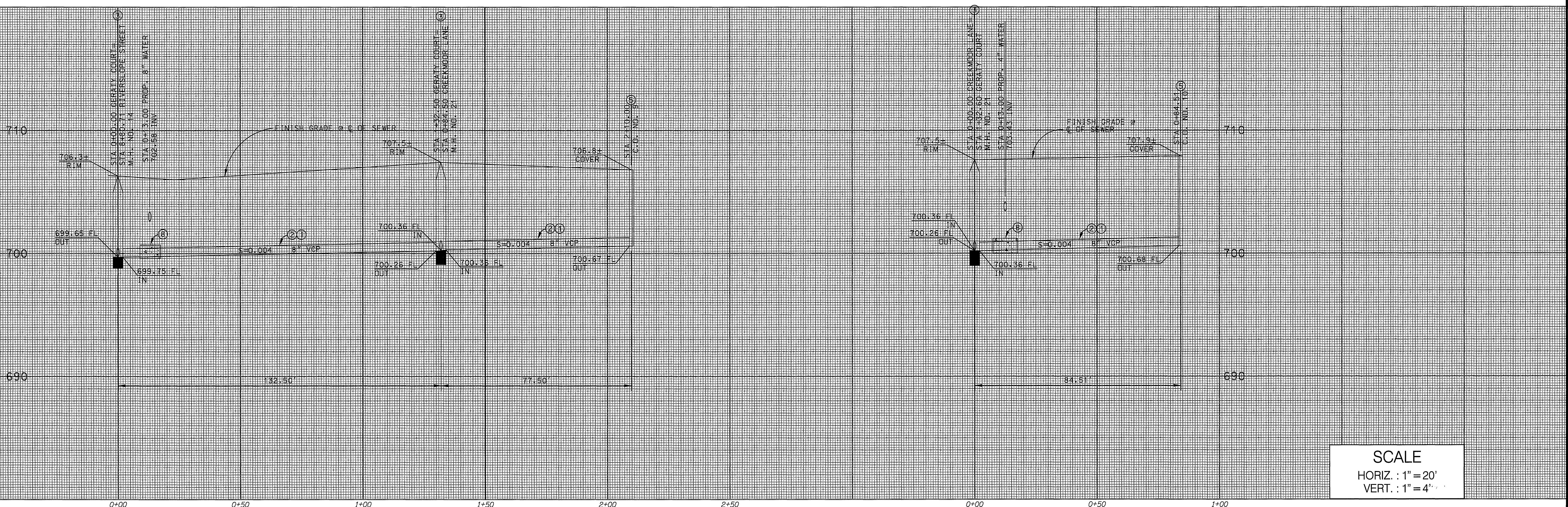
CITY OF RIVERSIDE, CALIFORNIA
 DEPARTMENT OF PUBLIC WORKS
 APPROVED BY: [Signature]
 PRINCIPAL ENGR. [Signature]
 PARK DEPARTMENT
 TRAFFIC DIVISION
 DEP. P.W. DIRECTOR
 DATE: 3/26/02

MARK	REVISIONS	APPR. DATE

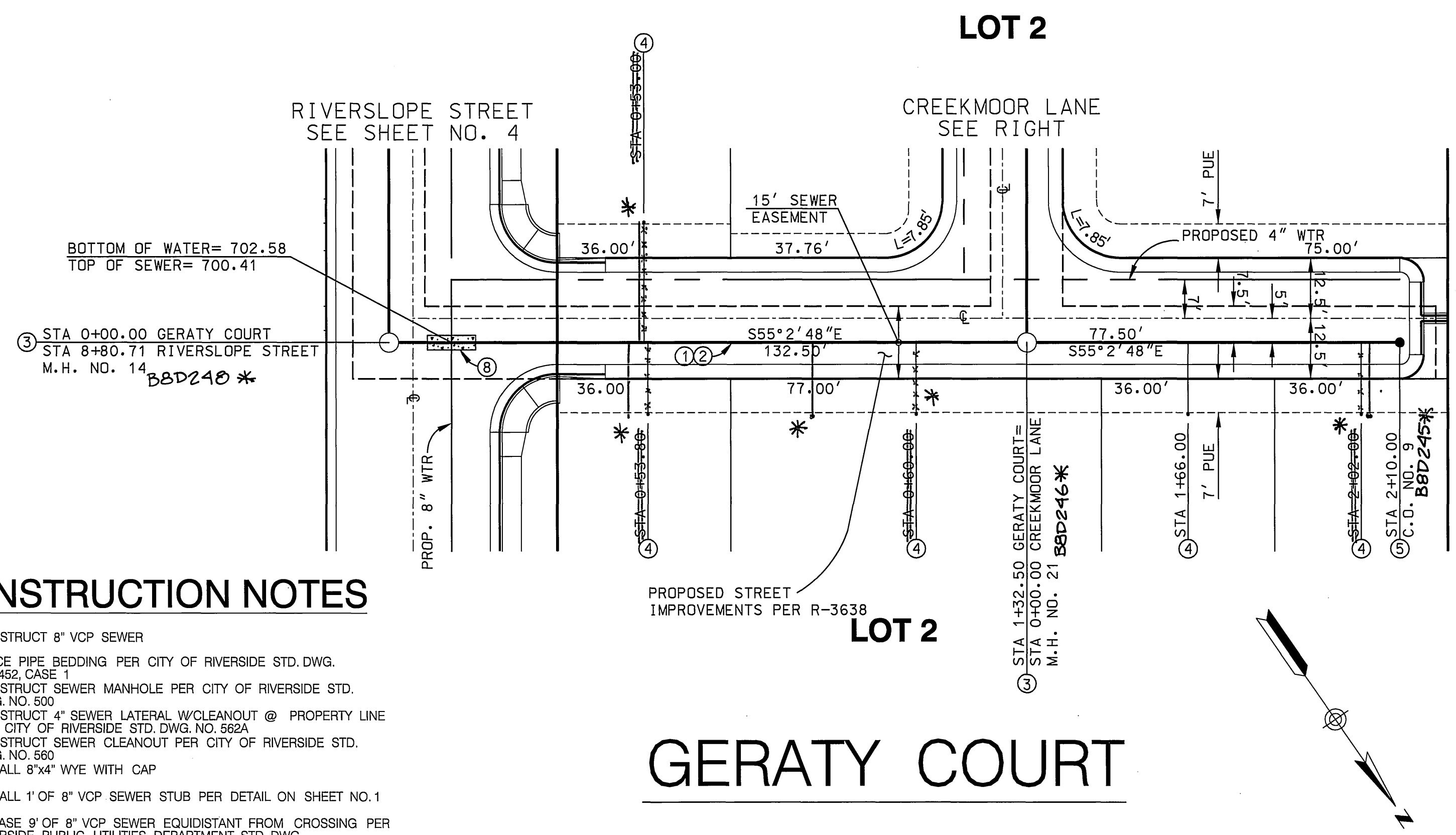
CITY OF RIVERSIDE, CALIFORNIA
 DEPARTMENT OF PUBLIC WORKS
 APPROVED BY: [Signature]
 PRINCIPAL ENGR. [Signature]
 PARK DEPARTMENT
 TRAFFIC DIVISION
 DEP. P.W. DIRECTOR
 DATE: 3/26/02

SEWER IMPROVEMENT PLAN
 TRACT NO. 29087-1
 RIVERMOOR COURT-
 SPRINGLEAF LANE
 SCALE: HORIZ: 1"=20' VERT: 1"=4'

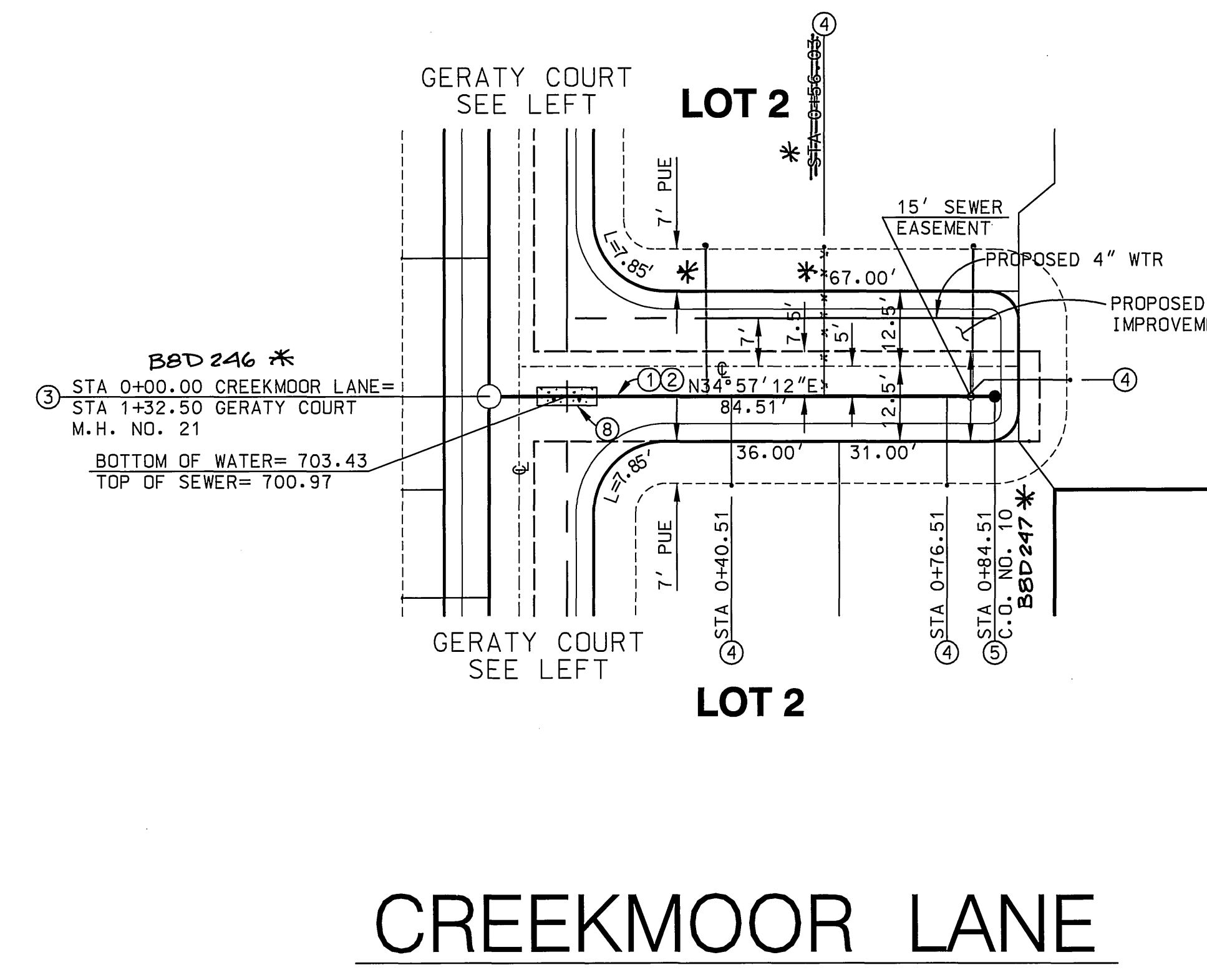
PROJECT NO. GRIF001
 S-1762
 SHEET 8 OF 12
 FILE NO.:



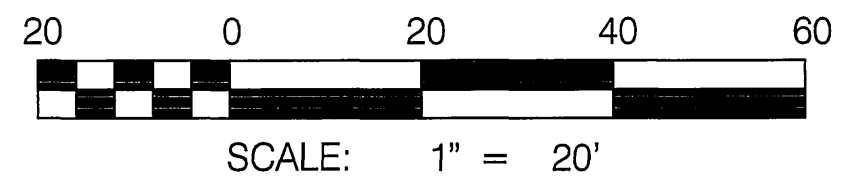
SCALE
 HORIZ. : 1" = 20'
 VERT. : 1" = 4'



- CONSTRUCTION NOTES**
1. CONSTRUCT 8" VCP SEWER
 2. PLACE PIPE BEDDING PER CITY OF RIVERSIDE STD. DWG. NO. 452, CASE 1
 3. CONSTRUCT SEWER MANHOLE PER CITY OF RIVERSIDE STD. DWG. NO. 500
 4. CONSTRUCT 4" SEWER LATERAL W/CLEANOUT @ PROPERTY LINE PER CITY OF RIVERSIDE STD. DWG. NO. 582A
 5. CONSTRUCT SEWER CLEANOUT PER CITY OF RIVERSIDE STD. DWG. NO. 560
 6. INSTALL 8"x4" WYE WITH CAP
 7. INSTALL 1' OF 8" VCP SEWER STUB PER DETAIL ON SHEET NO. 1
 8. ENCASE 9" OF 8" VCP SEWER EQUIDISTANT FROM CROSSING PER RIVERSIDE PUBLIC UTILITIES DEPARTMENT STD. DWG. NO. C.W.D.-021

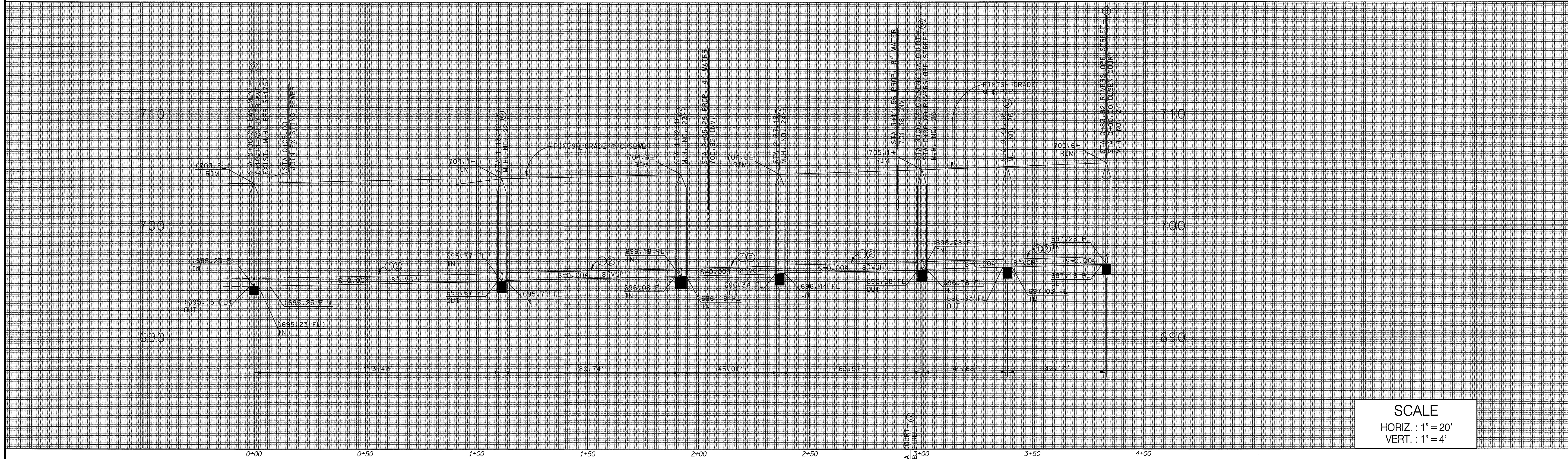


- CONSTRUCTION NOTES**
1. CONSTRUCT 8" VCP SEWER
 2. PLACE PIPE BEDDING PER CITY OF RIVERSIDE STD. DWG. NO. 452, CASE 1
 3. CONSTRUCT SEWER MANHOLE PER CITY OF RIVERSIDE STD. DWG. NO. 500
 4. CONSTRUCT 4" SEWER LATERAL W/CLEANOUT @ PROPERTY LINE PER CITY OF RIVERSIDE STD. DWG. NO. 582A
 5. CONSTRUCT SEWER CLEANOUT PER CITY OF RIVERSIDE STD. DWG. NO. 560
 6. INSTALL 8"x4" WYE WITH CAP
 7. INSTALL 1' OF 8" VCP SEWER STUB PER DETAIL ON SHEET NO. 1
 8. ENCASE 9" OF 8" VCP SEWER EQUIDISTANT FROM CROSSING PER RIVERSIDE PUBLIC UTILITIES DEPARTMENT STD. DWG. NO. C.W.D.-021

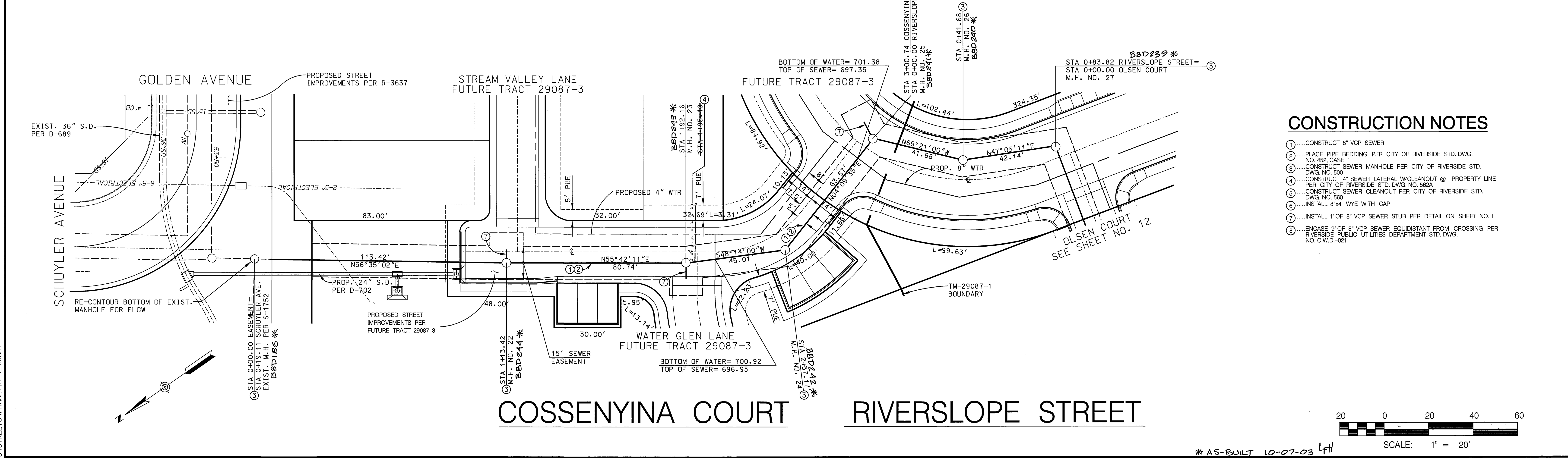


* AS-BUILT 10-07-03 Lfh

<p>Underground Service Alert Call: TOLL FREE 1-800-227-2600</p>	<p>PRIVATE ENGINEERING NOTE</p> <p>CONSTRUCTION CONTRACTOR AGREES THAT IN ACCORDANCE WITH GENERALLY ACCEPTED CONSTRUCTION PRACTICES CONSTRUCTION CONTRACTOR SHALL BE RESPONSIBLE FOR OBTAINING ALL NECESSARY PERMITS AND APPROVALS FROM ALL AGENCIES AND AGENCIES INVOLVED IN THE PROJECT. THE CONTRACTOR SHALL BE RESPONSIBLE FOR OBTAINING ALL NECESSARY PERMITS AND APPROVALS FROM ALL AGENCIES AND AGENCIES INVOLVED IN THE PROJECT. THE CONTRACTOR SHALL BE RESPONSIBLE FOR OBTAINING ALL NECESSARY PERMITS AND APPROVALS FROM ALL AGENCIES AND AGENCIES INVOLVED IN THE PROJECT.</p>	<p>BENCH MARK DESCRIPTION</p> <p>CITY OF RIVERSIDE BENCH MARK NO. E2-H3 P.K. NAIL AND TAG IN THE CENTER OF THE MOST NORTHERLY CURB RETURN OF COLLETT AVENUE AND GOLDEN AVENUE ELEVATION: 697.978</p>	<p>CITY OF RIVERSIDE BUSINESS TAX ACCT. NO. 369355 EXPIRES 4-12-02</p> <p>DAVID EVANS AND ASSOCIATES INC. 800 North Haven Avenue, Suite 300 Ontario California 91764 Phone: 909.481.5750</p> <p>PLANS PREPARED UNDER THE SUPERVISION OF: JEFFREY K. RUPP R.C.E. #2868</p>	<p>CITY OF RIVERSIDE, CALIFORNIA DEPARTMENT OF PUBLIC WORKS</p> <p>APPROVED BY: <i>[Signature]</i> DATE: 3/21/02 PRINCIPAL ENGR. PARK DEPARTMENT TRAFFIC DIVISION DEP. P.W. DIRECTOR</p>	<p>SEWER IMPROVEMENT PLAN</p> <p>TRACT NO. 29087-1 GERATY COURT-CREEKMOOR LANE</p> <p>SCALE: HORIZ: 1"=20' VERT: 1"=4'</p>	<p>PROJECT NO. GRIF001</p> <p>S-1762</p> <p>SHEET 10 OF 12</p> <p>FILE NO.:</p>
	<p>TWO WORKING DAYS BEFORE YOU DIG</p>	<p>DATE: 2-19-02</p>	<p>DESIGNED BY: GNR DRAWN BY: MMST CHECKED BY: GNR</p>	<p>INDEXED 4-2-02 Lfh</p>		

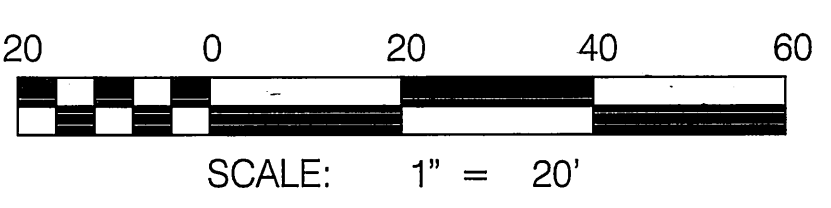


SCALE
 HORIZ : 1" = 20'
 VERT. : 1" = 4'



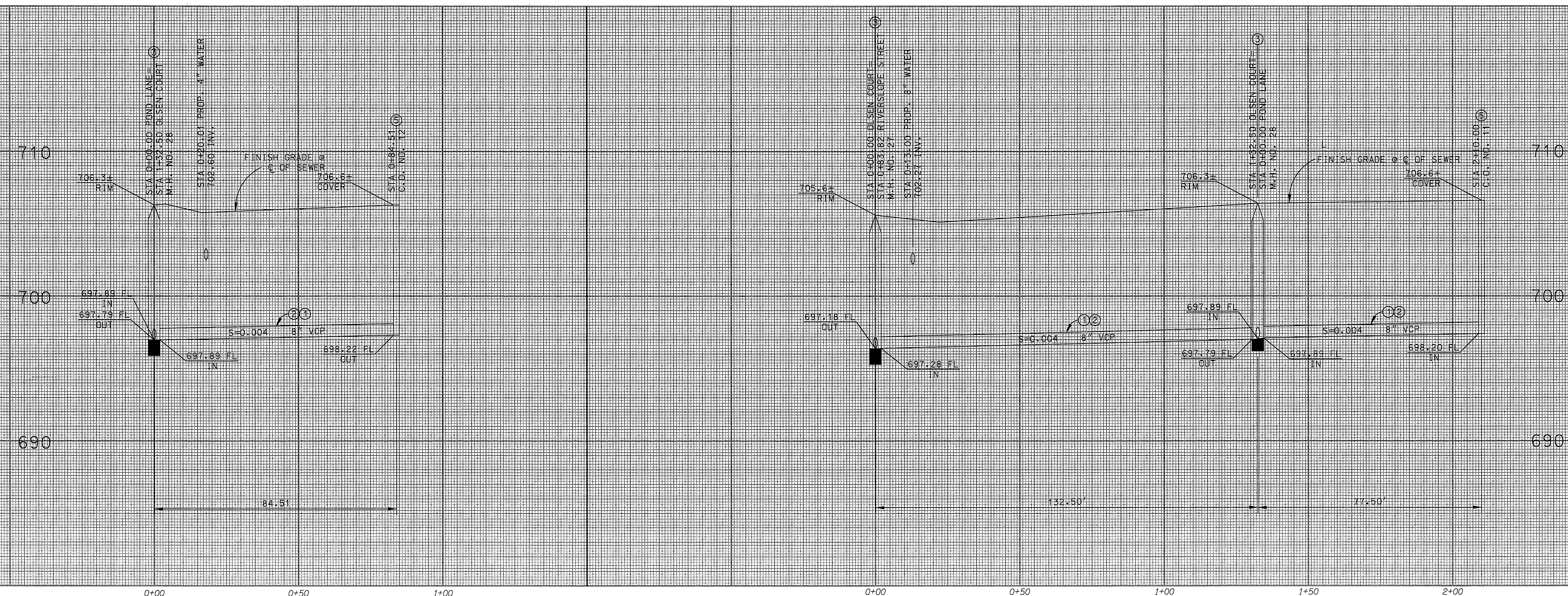
CONSTRUCTION NOTES

- 1...CONSTRUCT 8" VCP SEWER
- 2...PLACE PIPE BEDDING PER CITY OF RIVERSIDE STD. DWG. NO. 452, CASE 1
- 3...CONSTRUCT SEWER MANHOLE PER CITY OF RIVERSIDE STD. DWG. NO. 500
- 4...CONSTRUCT 4" SEWER LATERAL W/CLEANOUT @ PROPERTY LINE PER CITY OF RIVERSIDE STD. DWG. NO. 582A
- 5...CONSTRUCT SEWER CLEANOUT PER CITY OF RIVERSIDE STD. DWG. NO. 580
- 6...INSTALL 8"x4" WYE WITH CAP
- 7...INSTALL 1" OF 8" VCP SEWER STUB PER DETAIL ON SHEET NO. 1
- 8...ENCASE 9' OF 8" VCP SEWER EQUIDISTANT FROM CROSSING PER RIVERSIDE PUBLIC UTILITIES DEPARTMENT STD. DWG. NO. C.W.D.-021



* AS-BUILT 10-07-03 LHI

<p>Underground Service Alert</p> <p>Call: TOIIFREE 1-800-227-2600</p>	<p>PRIVATE ENGINEERING NOTE</p> <p>CONSTRUCTION CONTRACTOR AGREES THAT IN ACCORDANCE WITH GENERALLY ACCEPTED CONSTRUCTION PRACTICES CONSTRUCTION CONTRACTOR WILL BE RESPONSIBLE TO ASSURE SELF AND COMPLETE RESPONSIBILITY FOR THE SITE CONDITIONS DURING THE COURSE OF CONSTRUCTION OF THE PROJECT, INCLUDING SURETY OF ALL PERMITS AND PROPERTY. THAT THE ENGINEER'S LIABILITY SHALL BE LIMITED TO PROFESSIONAL SERVICES RENDERED FROM ANY AND ALL PERFORMANCE OF WORK ON THIS PROJECT EXCEPTING LIABILITY ARISING FROM THE SOLE NEGLIGENCE OF DESIGN PROFESSIONAL.</p>	<p>BENCH MARK DESCRIPTION</p> <p>CITY OF RIVERSIDE BENCH MARK NO. E2-43 P.NAIL AND TAG IN THE CENTER OF THE MOST NORTHERLY CURB RETURN OF COLLETT AVENUE AND GOLDEN AVENUE ELEVATION 697.978</p>	<p>CITY OF RIVERSIDE BUSINESS TAX ACCT. NO. 38365 EXPIRES 4-12-02</p> <p>DAVID EVANS AND ASSOCIATES INC. 800 North Haven Avenue, Suite 300 Ontario California 91764 Phone: 909.481.5750</p> <p>PLANS PREPARED UNDER THE SUPERVISION OF: <i>Jeffrey Karl Rupp</i> REGISTERED PROFESSIONAL ENGINEER CIVIL No. 42868 Exp. 3/31/2004 STATE OF CALIFORNIA</p>	<p>CITY OF RIVERSIDE, CALIFORNIA DEPARTMENT OF PUBLIC WORKS</p> <p>APPROVED BY: <i>Thom Bord</i> PRINCIPAL ENGR. PARK DEPARTMENT TRAFFIC DIVISION DIR. P.W. DIRECTOR DATE: 3/20/04</p>	<p>SEWER IMPROVEMENT PLAN</p> <p>TRACT NO. 29087-1 RIVERSLOPE STREET-COSSENYINA COURT</p> <p>PROJECT NO. GRIF0001 S-1762 SHEET 11 OF 12 FILE NO.:</p>
---------------------------------------------------------------------------	---------------------------------------------------------------------------------------------------------------------------------------------------------------------------------------------------------------------------------------------------------------------------------------------------------------------------------------------------------------------------------------------------------------------------------------------------------------------------------------------------------------------------------------------------------------------------	----------------------------------------------------------------------------------------------------------------------------------------------------------------------------------------------------------	--------------------------------------------------------------------------------------------------------------------------------------------------------------------------------------------------------------------------------------------------------------------------------------------------------------------------------------------------------------------------------------------------------------------------------------------------------------	----------------------------------------------------------------------------------------------------------------------------------------------------------------------------------------------------------------------------------------------------------	---------------------------------------------------------------------------------------------------------------------------------------------------------------------------------------------------



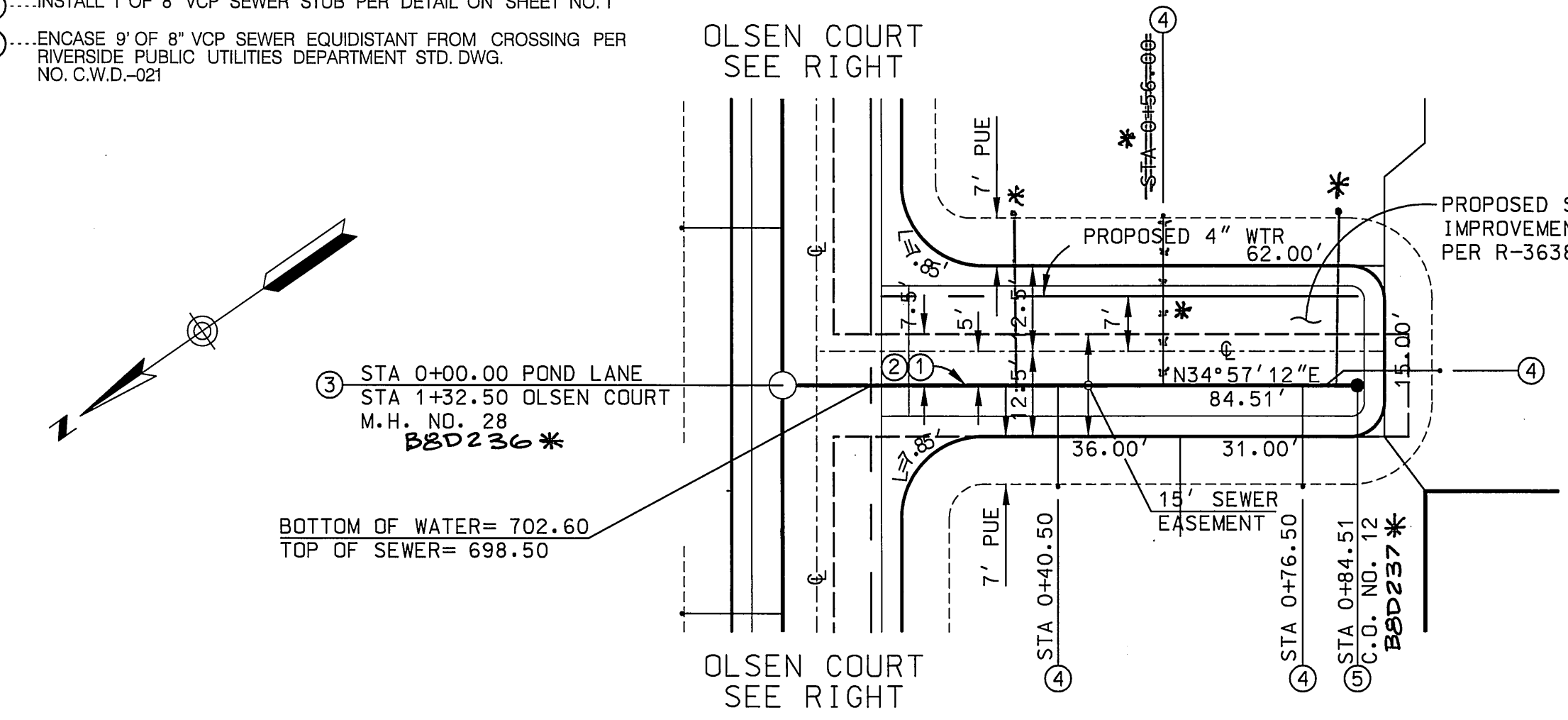
SCALE
 HORIZ. : 1" = 20'
 VERT. : 1" = 4'

CONSTRUCTION NOTES

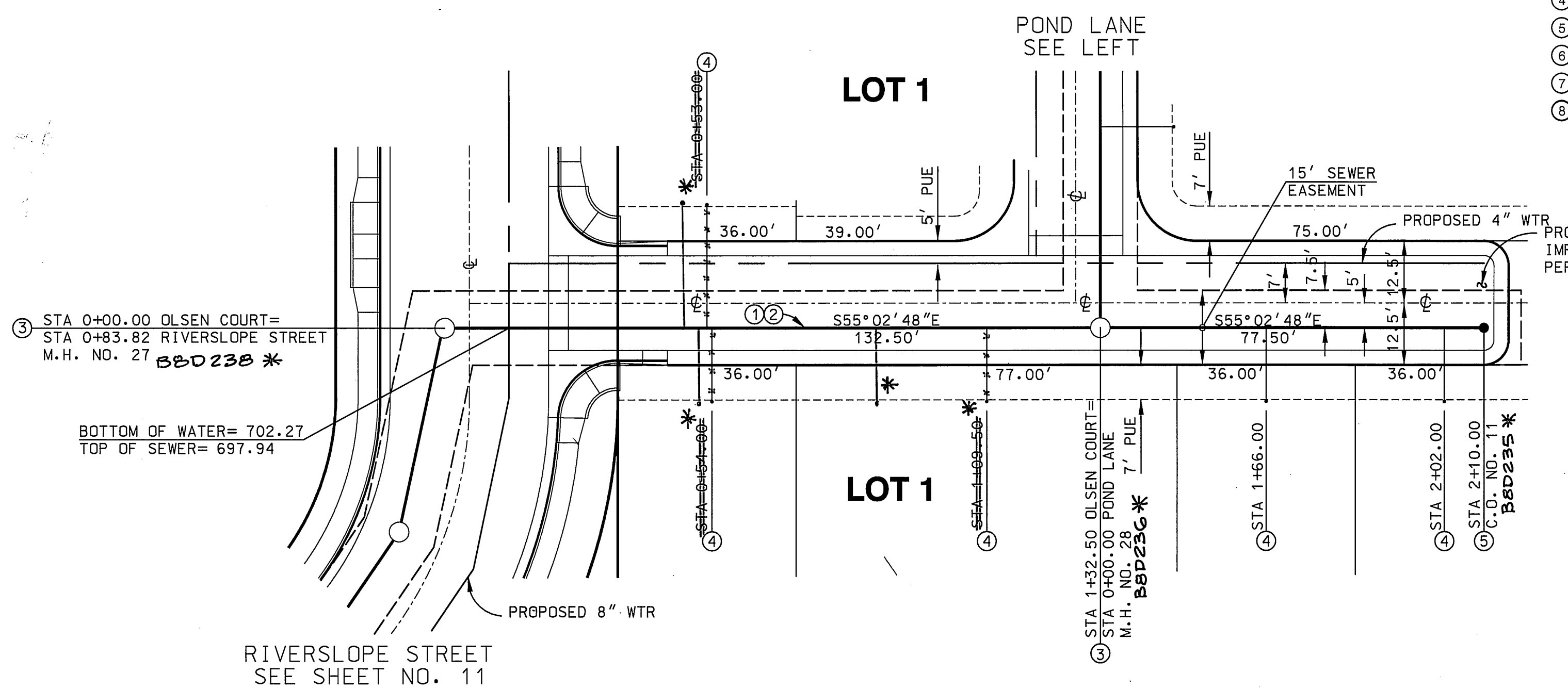
1. CONSTRUCT 8" VCP SEWER
2. PLACE PIPE BEDDING PER CITY OF RIVERSIDE STD. DWG. NO. 462, CASE 1
3. CONSTRUCT SEWER MANHOLE PER CITY OF RIVERSIDE STD. DWG. NO. 500
4. CONSTRUCT 4" SEWER LATERAL W/CLEANOUT @ PROPERTY LINE PER CITY OF RIVERSIDE STD. DWG. NO. 562A
5. CONSTRUCT SEWER CLEANOUT PER CITY OF RIVERSIDE STD. DWG. NO. 560
6. INSTALL 8"x4" WYE WITH CAP
7. INSTALL 1' OF 8" VCP SEWER STUB PER DETAIL ON SHEET NO. 1
8. ENCASE 9' OF 8" VCP SEWER EQUIDISTANT FROM CROSSING PER RIVERSIDE PUBLIC UTILITIES DEPARTMENT STD. DWG. NO. C.W.D.-021

CONSTRUCTION NOTES

1. CONSTRUCT 8" VCP SEWER
2. PLACE PIPE BEDDING PER CITY OF RIVERSIDE STD. DWG. NO. 462, CASE 1
3. CONSTRUCT SEWER MANHOLE PER CITY OF RIVERSIDE STD. DWG. NO. 500
4. CONSTRUCT 4" SEWER LATERAL W/CLEANOUT @ PROPERTY LINE PER CITY OF RIVERSIDE STD. DWG. NO. 562A
5. CONSTRUCT SEWER CLEANOUT PER CITY OF RIVERSIDE STD. DWG. NO. 560
6. INSTALL 8"x4" WYE WITH CAP
7. INSTALL 1' OF 8" VCP SEWER STUB PER DETAIL ON SHEET NO. 1
8. ENCASE 9' OF 8" VCP SEWER EQUIDISTANT FROM CROSSING PER RIVERSIDE PUBLIC UTILITIES DEPARTMENT STD. DWG. NO. C.W.D.-021



POND LANE



OLSEN COURT



* AS-BUILT 10-07-03 JH

Underground Service Alert
 Call: TOI FREE
 1-800-227-2600

PRIVATE ENGINEERING NOTE
 CONSTRUCTION CONTRACTOR AGREES THAT IN ACCORDANCE WITH CITY OF RIVERSIDE STANDARD SPECIFICATIONS FOR CONSTRUCTION, CONTRACTOR SHALL BE RESPONSIBLE FOR OBTAINING ALL NECESSARY PERMITS AND APPROVALS FROM ALL AFFECTED AGENCIES AND AGENCIES SHALL BE RESPONSIBLE FOR OBTAINING ALL NECESSARY PERMITS AND APPROVALS FROM ALL AFFECTED AGENCIES.

BENCH MARK DESCRIPTION
 CITY OF RIVERSIDE BENCH MARK NO. E2-103
 P.K. NAIL AND TAG IN THE CENTER OF THE MOST NORTHERLY CURB RETURN OF COLLETT AVENUE AND GOLDEN AVENUE
 ELEVATION: 697.978



DAVID EVANS AND ASSOCIATES INC.
 800 North Haven Avenue, Suite 300
 Ontario California 91764
 Phone: 909.481.5750

PLANS PREPARED UNDER THE SUPERVISION OF:
 JEREMY W. RUPP R.C.E. #2868
 DATE: 2-19-02

CITY OF RIVERSIDE, CALIFORNIA
 DEPARTMENT OF PUBLIC WORKS

APPROVED BY: [Signature]
 PRINCIPAL ENGR. [Signature]
 PARK DEPARTMENT [Signature]
 TRAFFIC DIVISION [Signature]
 DEP. P.W. DIRECTOR [Signature]

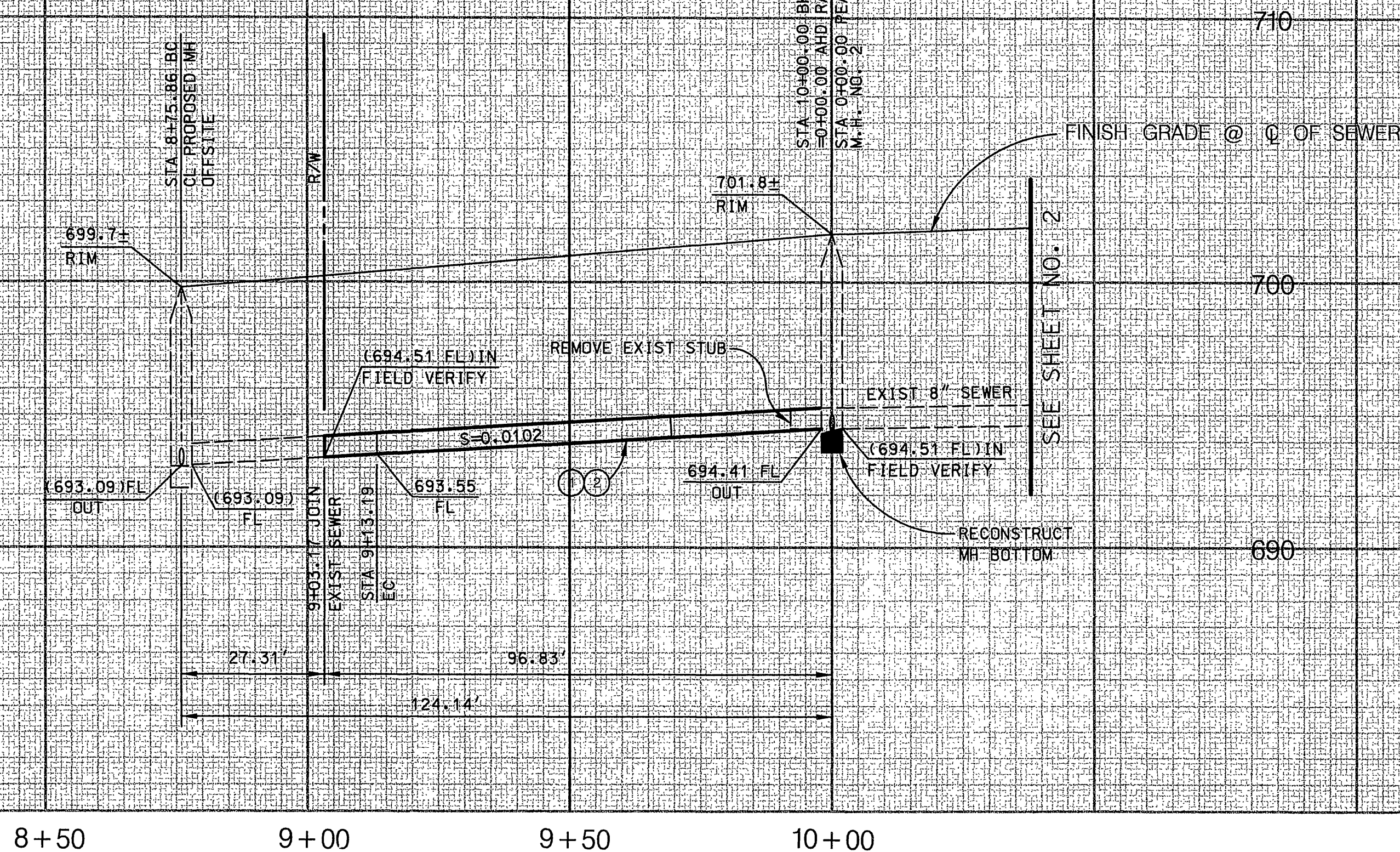
APPROVED BY: [Signature]
 DIRECTOR OF PUBLIC WORKS [Signature]
 DATE: [Signature]

SEWER IMPROVEMENT PLAN

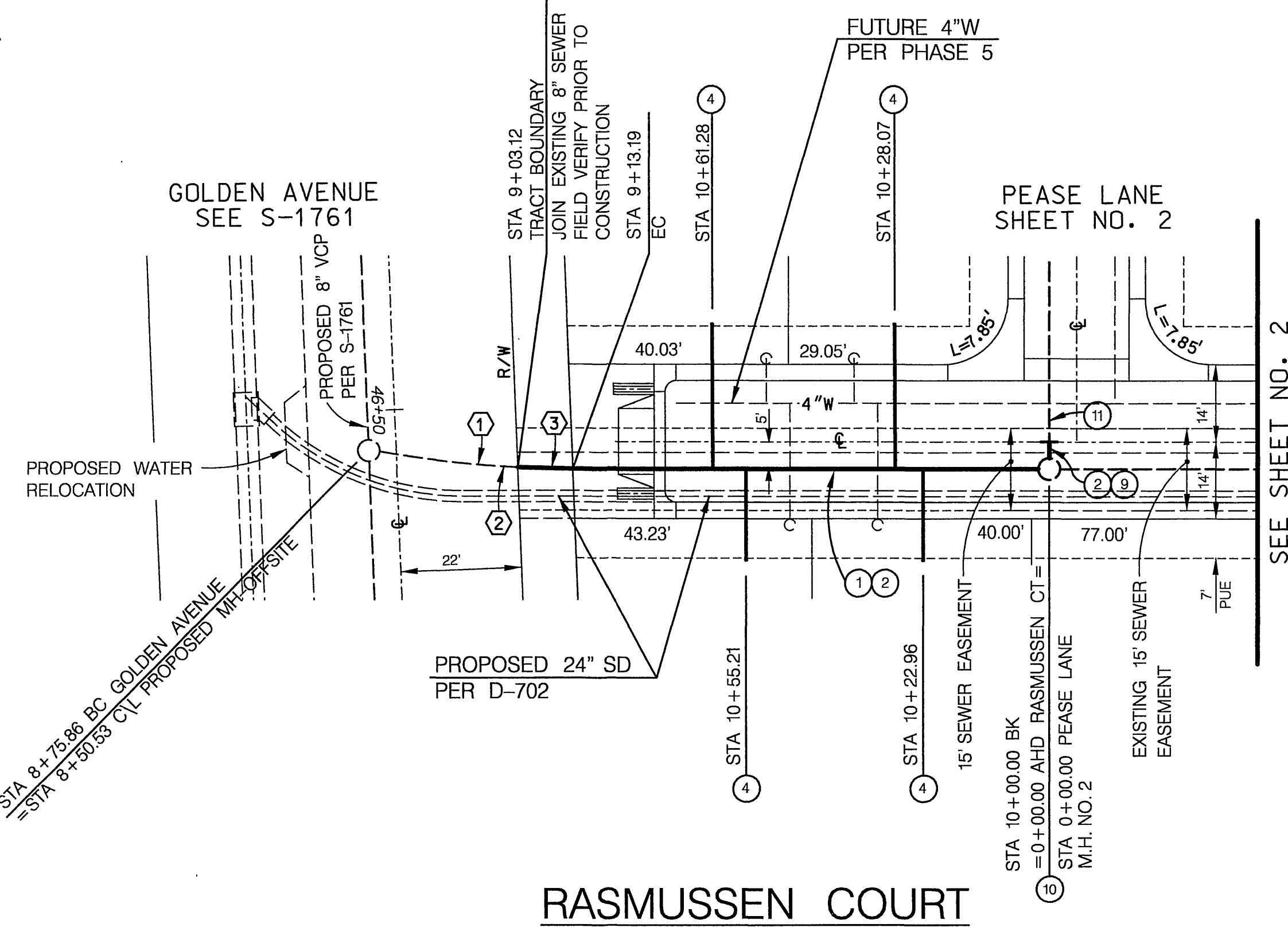
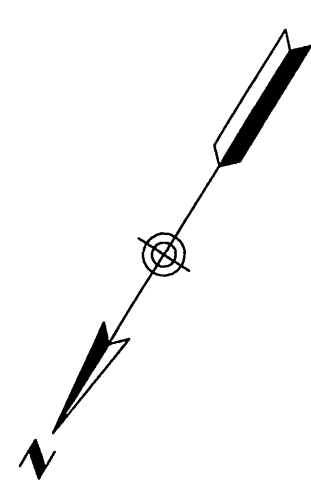
TRACT NO. 29087-1
 OLSEN COURT-
 POND LANE

PROJECT NO. GRIF0001
 S-1762
 SHEET 12 OF 12
 FILE NO.:

SCALE: HORIZ: 1"=20' VERT: 1"=4'



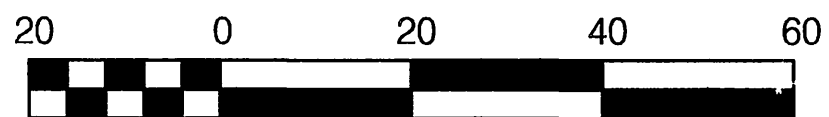
SCALE
 HORIZ. : 1" = 20'
 VERT. : 1" = 4'



CONSTRUCTION NOTES

- ① CONSTRUCT 8" VCP SEWER
- ② PLACE PIPE BEDDING PER CITY OF RIVERSIDE STD. DWG. NO. 452, CASE 1
- ③ CONSTRUCT 4" SEWER LATERAL W/CLEANOUT @ PUE LINE PER CITY OF RIVERSIDE STD. DWG. NO. 562A
- ④ CONSTRUCT 5 L.F. OF 8" VCP SEWER STUB PER DETAIL ON SHEET NO. 1
- ⑤ RECONSTRUCT SEWER MANHOLE BOTTOM PER CITY OF RIVERSIDE STD DWG 500.
- ⑥ REMOVE EXISTING SEWER

CURVE DATA				
NO.	RADIUS	DELTA	LENGTH	TANGENT
1	200'	07°49'25"	27.31'	13.68'
2	200'	02°52'14"	10.02'	15.01'
3	200'	10°41'41"	37.33'	18.72'



* A5-BUILT 10-07-03 SCALE: 1" = 20'

Underground Service Alert
 Call: TOLL FREE
 1-800-227-2600
 TWO WORKING DAYS BEFORE YOU DIG

PRIVATE ENGINEERING NOTE
 CONSTRUCTION CONTRACTOR AGREES THAT IN ACCORDANCE WITH GENERALLY ACCEPTED CONSTRUCTION PRACTICES CONSTRUCTION CONTRACTOR SHALL BE RESPONSIBLE FOR VERIFYING THE LOCATION AND DEPTH OF ALL UTILITIES PRIOR TO CONSTRUCTION OF THE PROJECT, INCLUDING SAFETY OF ALL PERSONS AND PROPERTY. THIS RESPONSIBILITY SHALL BE MADE TO APPLY CONTINUOUSLY AND NOT BE LIMITED TO NORMAL WORKING HOURS AND CONSTRUCTION CONTRACTOR FURTHER AGREES TO DEFEND, INDEMNIFY AND HOLD DESIGN PROFESSIONAL HARMLESS FROM AND ALL LIABILITY, REAL OR ALLEGED, IN CONNECTION WITH THE PERFORMANCE OF WORK ON THIS PROJECT, INCLUDING LIABILITY ARISING FROM THE SOLE NEGLIGENCE OF DESIGN PROFESSIONAL.

BENCH MARK DESCRIPTION
 CITY OF RIVERSIDE BENCH MARK NO. E2-H3
 P.K. AND TAG IN THE CENTER OF THE MOST NORTHERLY CURB RETURN OF COLLETT AVENUE AND GOLDEN AVENUE
 ELEVATION: 697.978

REGISTERED PROFESSIONAL ENGINEER
 JEFFREY KARL RUPP
 NO. 42868
 Exp. 3/31/2004
 CIVIL
 STATE OF CALIFORNIA

CITY OF RIVERSIDE BUSINESS
 TAX ACCT. NO. 36995
 EXPIRES 4-12-03

DAVID EVANS AND ASSOCIATES INC
 800 North Haven Avenue, Suite 300
 Ontario California 91764
 Phone: 909.481.5750

PLANS PREPARED UNDER THE SUPERVISION OF:
 JEFFREY RUPP R.C.E. 42868
 DATE: 7-30-02

CITY OF RIVERSIDE, CALIFORNIA
 DEPARTMENT OF PUBLIC WORKS

APPROVED BY: _____ BY: _____ DATE: _____
 PRINCIPAL ENGR. _____
 PARK DEPARTMENT _____
 TRAFFIC DIVISION _____
 DEP. P.W. DIRECTOR _____

APPROVED BY: *Thom Bond*
 DIRECTOR OF PUBLIC WORKS
 DATE: *9/1/02*

MARK _____ REVISIONS _____ APPR. DATE _____
 DESIGNED BY: KFS DRAWN BY: KFSSLB CHECKED BY: _____

CITY OF RIVERSIDE, CALIFORNIA
 DEPARTMENT OF PUBLIC WORKS

TRACT NO. 29087-1
 RASMUSSEN COURT

SCALE: HORIZ: 1" = 20' VERT: 1" = 4'

SEWER IMPROVEMENT PLAN

PROJECT NO. GRIF001

S-1762

SHEET 2A OF 12

FILE NO.:

P:\A.GRIF001\DWG\SHEETS\SEWER\PHASE2\SS_02a.SHT