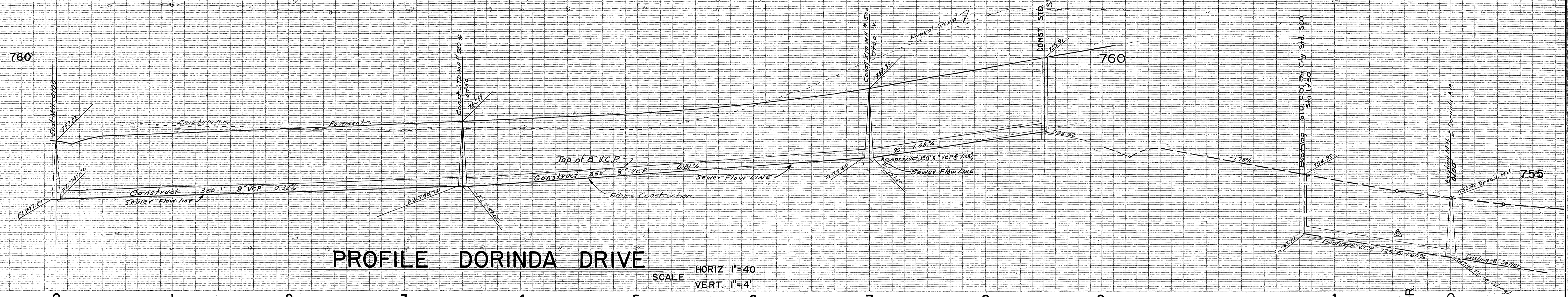


SEWER PROFILE JO JO WAY

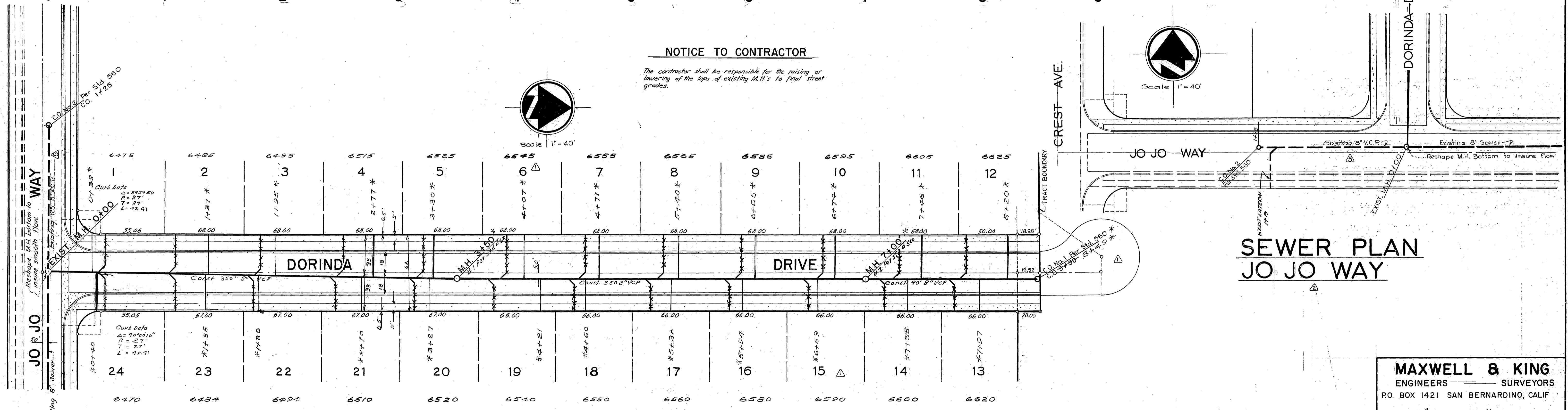
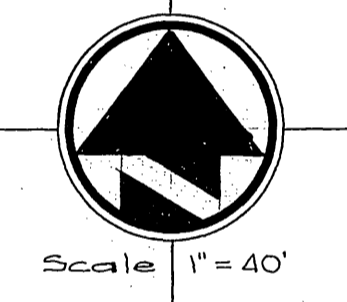
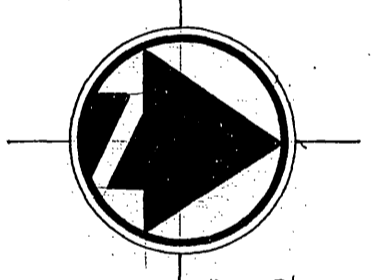


PROFILE DORINDA DRIVE

SCALE HORIZ 1"=40'
VERT. 1"=4'

NOTICE TO CONTRACTOR

The contractor shall be responsible for the raising or lowering of the tops of existing M.H.'s to final street grades.



SEWER PLAN JO JO WAY

GENERAL NOTES

1. Construction shall be in accordance with the City of Riverside Department of Public Works Standard Specifications No. 461 and Standard Drawings.
2. It shall be the responsibility of the contractor to clear the right of way in accordance with the provisions of the law as it affects each utility including irrigation lines and appurtenances and at no cost to the City.
3. Joints in vitrified clay pipe sewers shall conform to ASTM Standards C-425-60T, or the latest revision thereof.
4. Pipe shall be bedded per Case 1, Std. Dwg. No. 452, unless otherwise specified on plan.
5. Location of Wyes and Laterals to be determined in the field.
6. All stubs and laterals to be constructed in accordance with Std. Dwg. No. 562. Stubs shall be plugged and capped.
7. Bench Mark 2 Jo Jo Way & Crest Ave. (Nail & Flash) Elev. 757.35

MAXWELL & KING
ENGINEERS — SURVEYORS
P.O. BOX 1421 SAN BERNARDINO, CALIF
APPROVED *Charles E. King* DATE *May 7, 1964*
R.E. 13386

REVISIONS		
MARK	DATE	DESCRIPTION
△	2-28-66	Added Cul-de-Sac
△	3-3-66	Changed lot Numbers SEE
△	4-21-66	Added Sewer lines Plan E Profile on Jo Jo Way 806 S. Hans 1/2" CHANGED TR. NO. 3518 TO TR. 3540 BOE S. HANS, C.E.
△	10-31-66	Show work to be performed under Conditional Use Permit No. C-14-686 SEE No. C-14-686 SEE
△	4-11-67	Show work completed under Conditional Use Permit No. C-14-686 SEE HANS 2015 Wagon

CITY OF RIVERSIDE CALIFORNIA
DEPARTMENT OF PUBLIC WORKS
JOB NO. FILE NO.
**SEWER PLAN & PROFILE
JO JO WAY AND
DORINDA DRIVE**
TRACT NO. 3540
DESIGNED BY: *William D. Rardin*
DRAWN BY: *W.D. Rardin*
CHECKED BY: *W.D. Rardin*
DATE: *2-9-65*
S-549
1 OF 1

*AS BUILT 8-8-67 M&BE

Inclosed Box E-671