


RIVERSIDE CALIFORNIA



DEPARTMENT OF PUBLIC WORKS

HOLE AVE. FORCE MAIN REPLACEMENT

LENGTH OF PROJECT = 2885 Feet

INDEX

SHEET	TITLE SHEET	DESCRIPTION
1	TITLE SHEET	COLLETT AVE. TO STA. 18+00
2	PLAN & PROFILE	STA. 18+00 TO STA. 28+00
3	"	STA. 28+00 TO STA. 38+00
4	"	STA. 38+00 TO TYLER ST.
5	"	STA. 38+00 TO TYLER ST.

NOTES

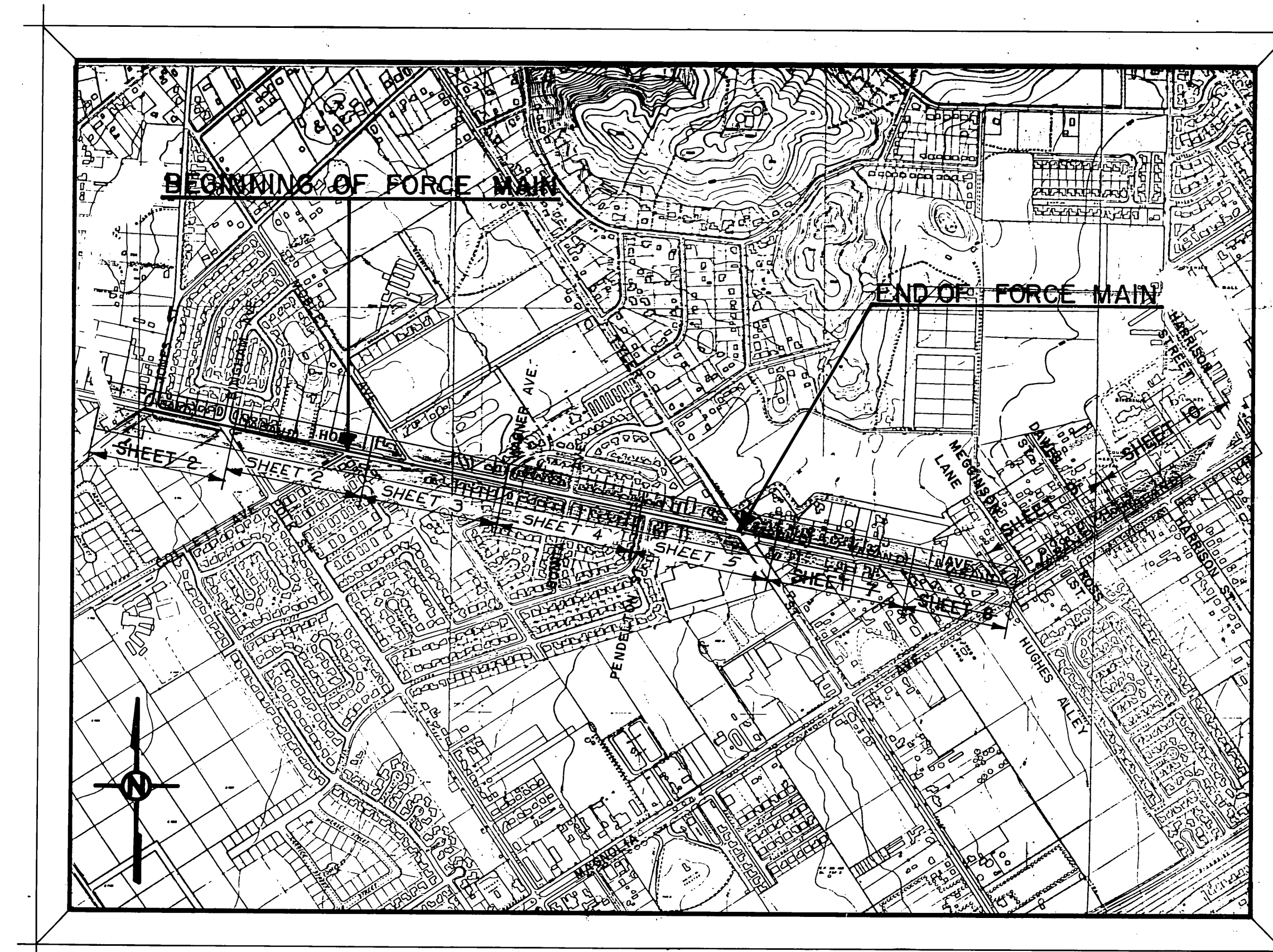
1. THIS CONTRACT IS FOR PIPE INSTALLATION ONLY.
2. PIPE MATERIAL IS "TECHITE".
3. FOR SLAG BEDDING SEE SPECIAL PROVISIONS. * 3/4 - STA. 22+85 TO 45+24.
4. PAVEMENT REPLACEMENT SHALL BE 0.80' OF AC ON COMPACTED BACKFILL.

CENTER LINE	---
RIGHT-OF-WAY LINE	---
SUBDIVISION LOT LINE	---

EXISTING CULTURE & UNDERGROUND LEGEND

EXISTING UNDERGROUND UTILITIES

SANITARY SEWER	8"VCP S	TELEPHONE CONDUIT	T	T
WATER LINE	6"CI W	ELECTRICAL CONDUIT	E	E
STORM DRAIN	24"RCP SD	STREET LIGHTING	SL	SL
CULVERT	15"CONC C	TRAFFIC SIGNAL	SIG	SIG
IRRIGATION LINE	20" IRR	FIRE ALARM	F	F
GAS LINE	3" M G	ABANDONED UTILITY		



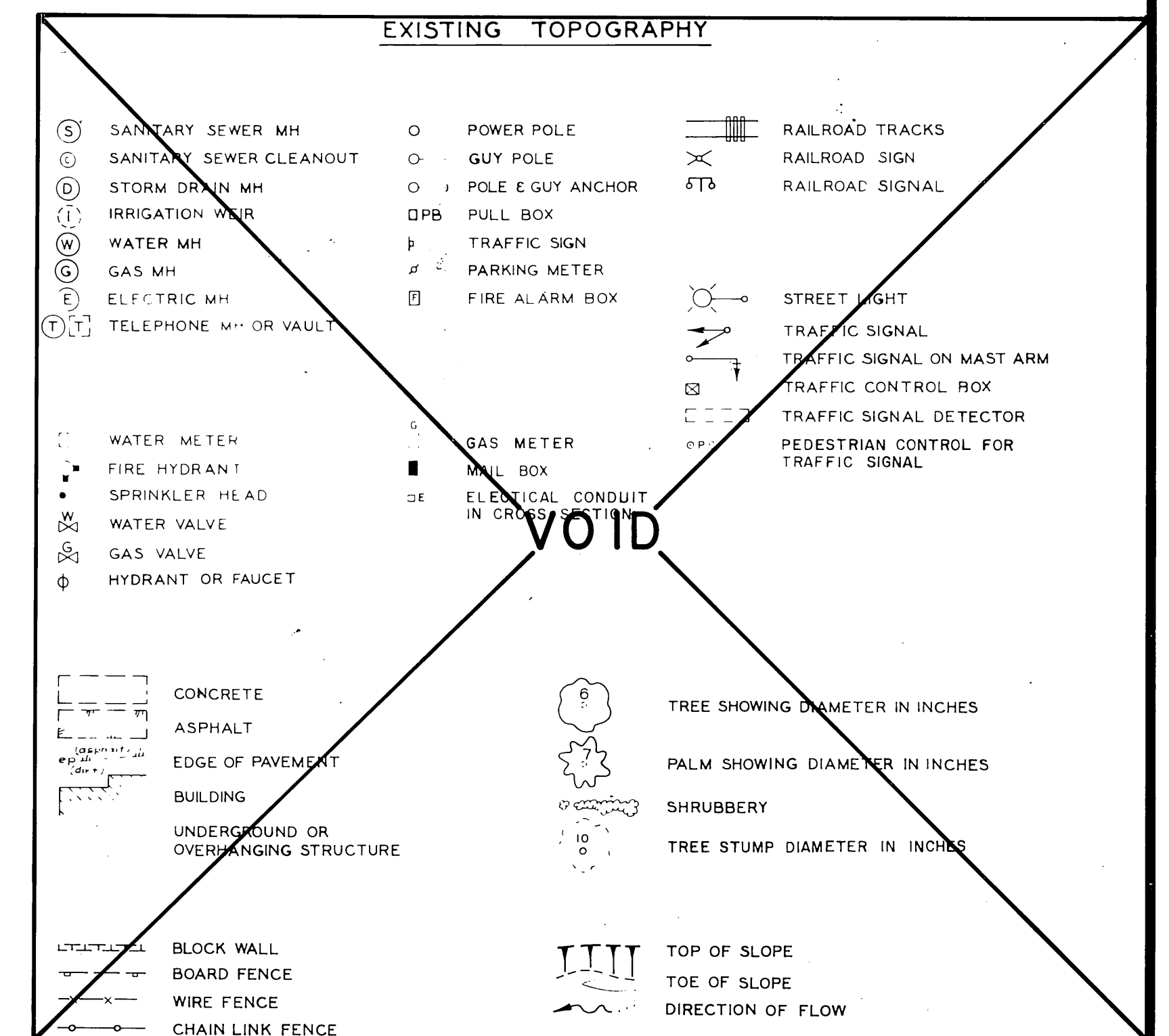
PROJECT LOCATION PLAN

* AS BUILT 10-472 BDM



SCALE 1" = 800'

MARK	REVISIONS	APPR.	DATE
Δ	CHANGED TO "INSTALLATION ONLY"		9/17/12



-CAUTION- PACIFIC TELEPHONE CABLES UNDERGROUND BEFORE EXCAVATING

CALL COLLECT: 7:30 A.M. to 5 P.M. & Holidays
After Hours: 714-633-0811

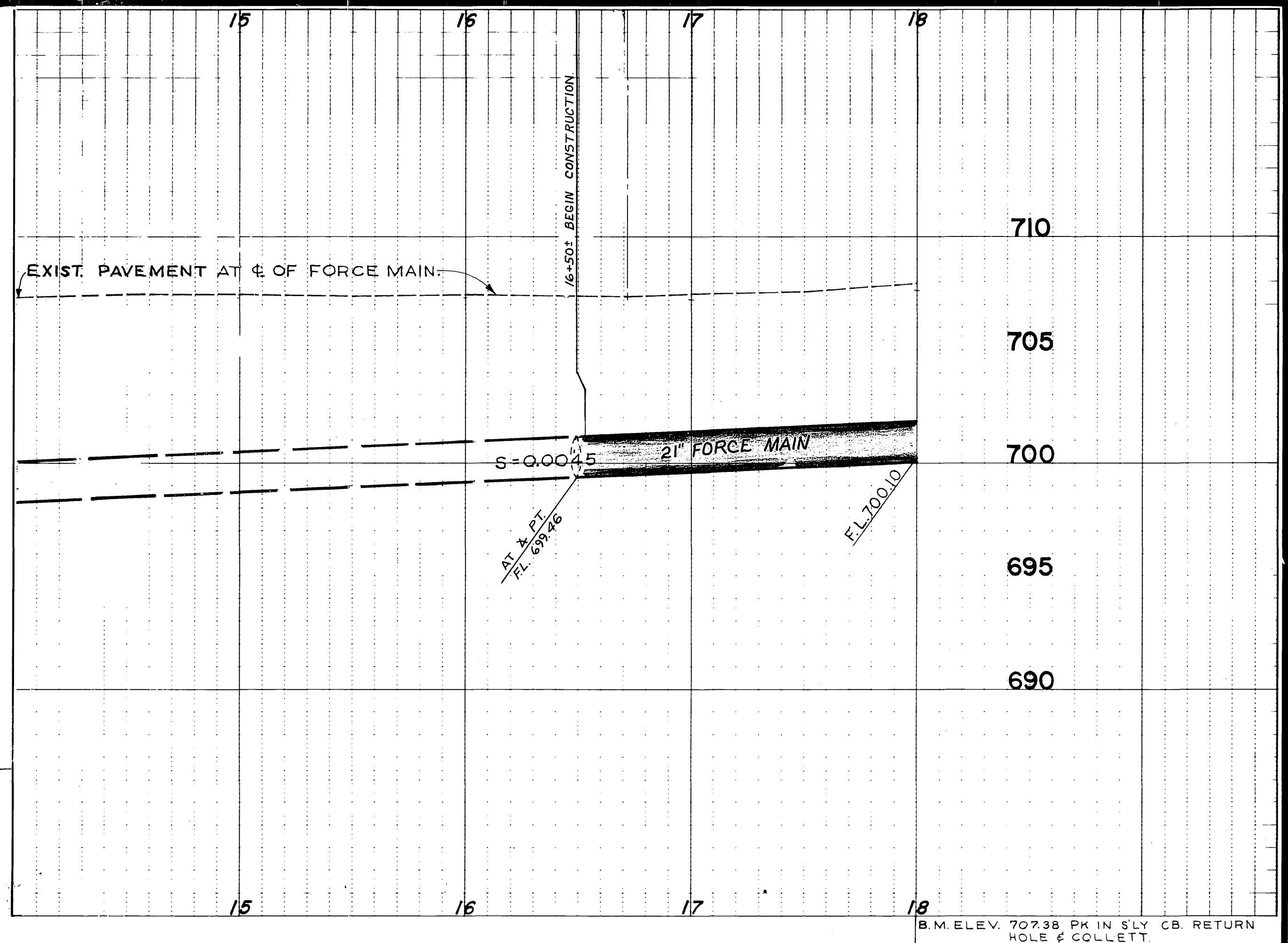
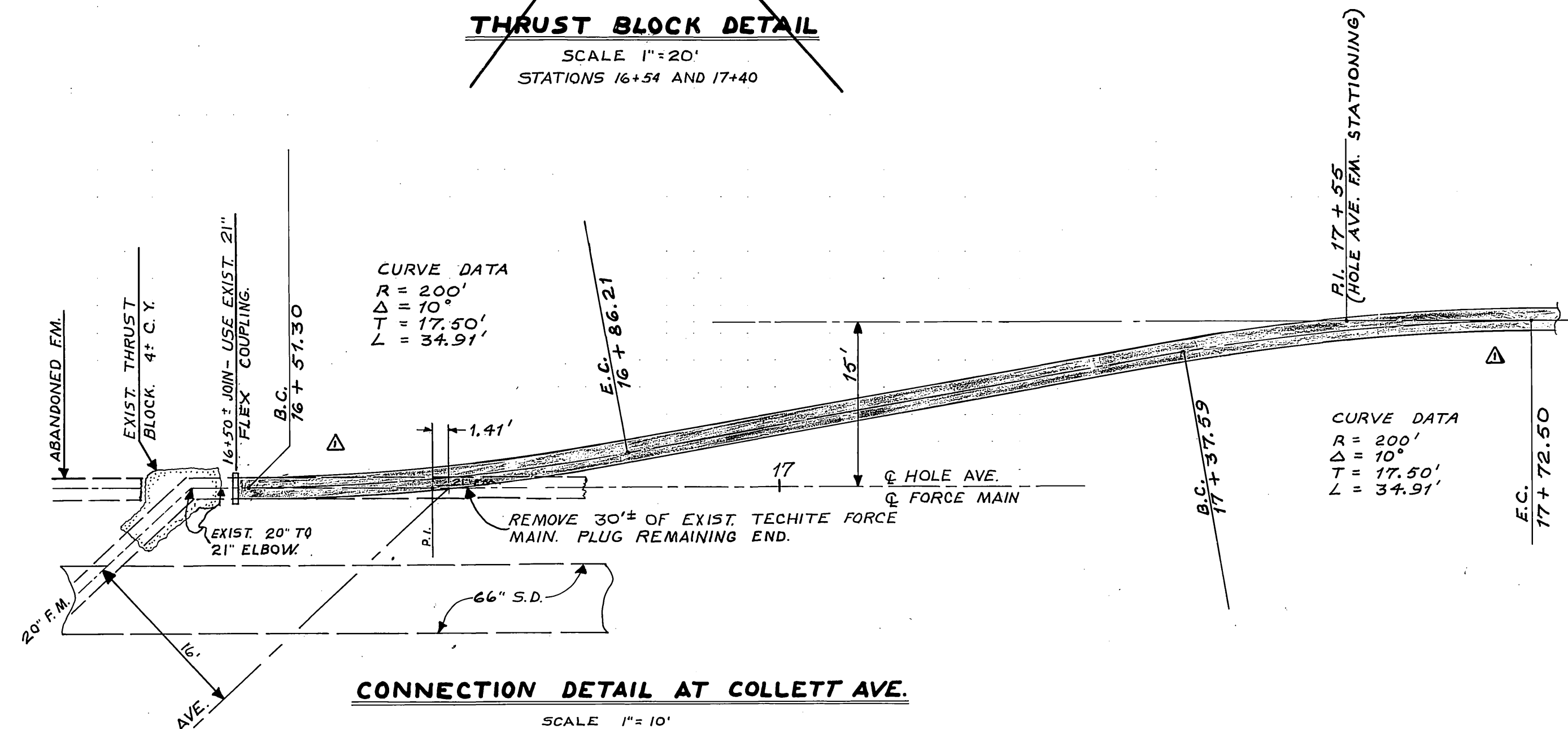
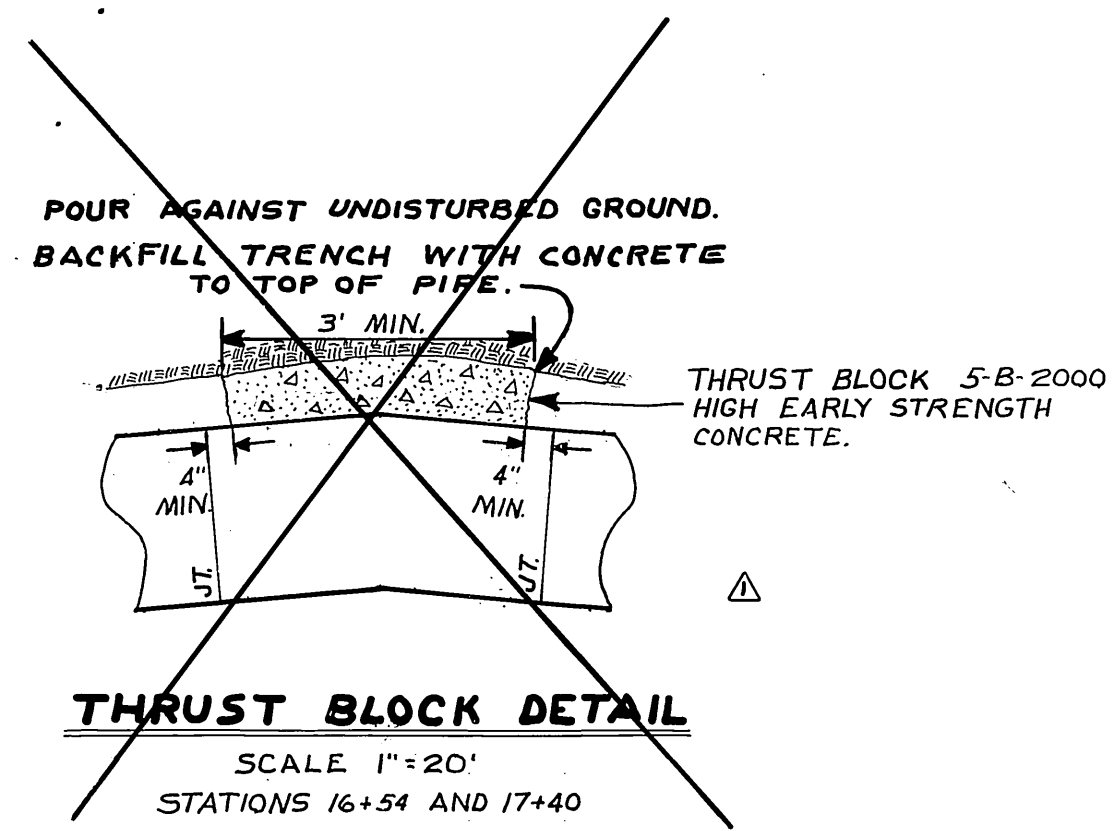
Orange County	714-633-0811	714-547-6606
Riverside County	714-684-0071	714-547-6606
Inyo County	714-684-0071	714-547-6606
San Bernardino County	714-684-0071	714-547-6606
Los Angeles County	213-621-3111	24 HOUR SERVICE
Ventura County	213-621-3111	
San Diego County	714-298-0955	714-232-0027

FOR FREE CABLE LOCATING SERVICE

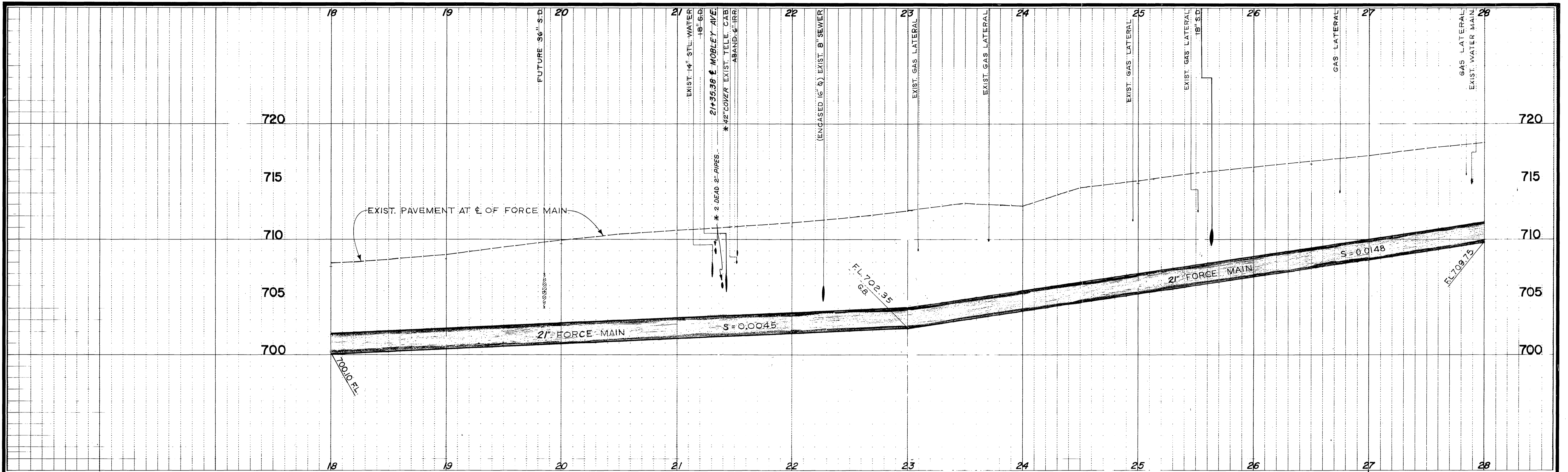
HOLE AVE. FORCE MAIN REPLACEMENT

APPROVED BY	BY DATE	APPROVED BY	PROJECT NO. 586
OFFICE ENGINEER	<i>[Signature]</i> 9/12/12	<i>[Signature]</i>	S-869
PARK DEPARTMENT		DIRECTOR OF PUBLIC WORKS	
TRAFFIC DIVISION			
ASSISTANT CITY ENGINEER	<i>[Signature]</i> 9/14	DATE	SHEET 1 OF 5

DESIGNED BY *[Signature]* DRAWN BY *[Signature]* CHECKED BY *[Signature]*




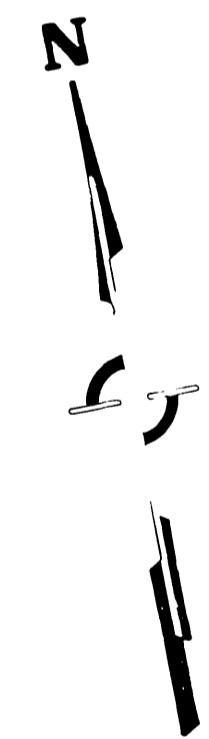
<p>-CAUTION- PACIFIC TELEPHONE CABLES UNDERGROUND</p>	<p>CHANGED TO "INSTALLATION ONLY." ADDED CURVES</p>	<p>CITY OF RIVERSIDE, CALIFORNIA DEPARTMENT OF PUBLIC WORKS</p>	<p>ACCOUNT NO. 586</p>
	<p>DESIGNED BY: <i>SCM</i> DRAWN BY: <i>BDM</i> CHECKED BY: <i>SCM</i></p>	<p>APPROVED BY: <i>[Signature]</i> DATE: 4-10-72</p>	<p>HOLE AVE. FORCE MAIN REPLACEMENT Plan & Profile COLLETT AVE. TO STA. 18+00</p>



B.M. ELEV. 710.85 PK. NAIL IN S.C.B. HOLE AT PROJECTED C. OF MOBLEY AVENUE.

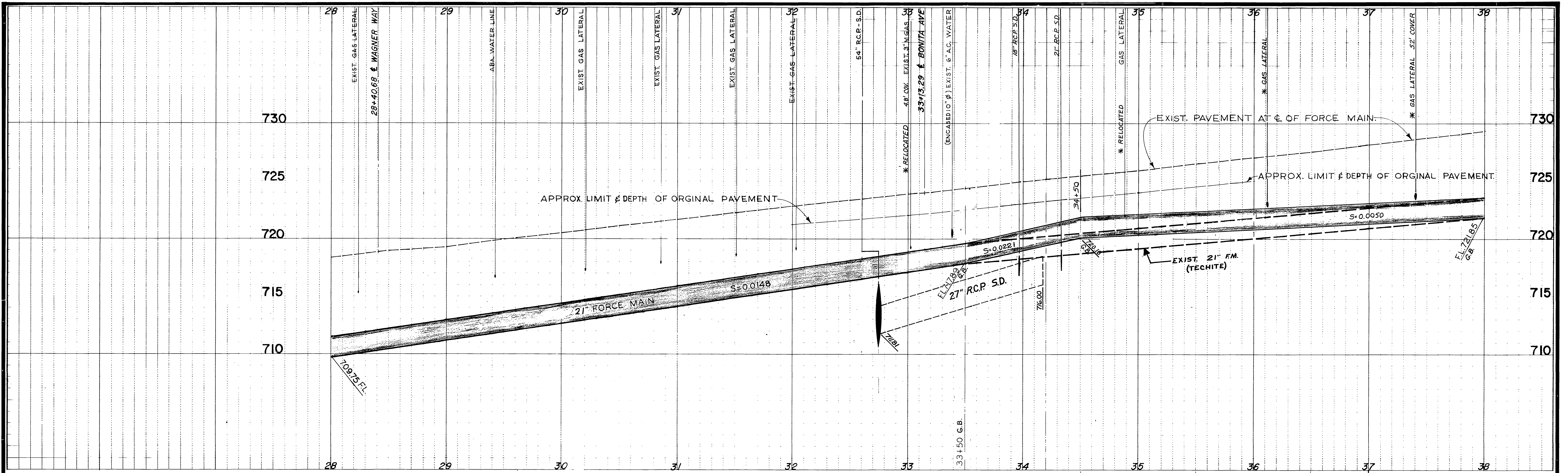
SAND EQUIVALENT AT STA. 22+00 = 11.

INSTALL 21" FORCE MAIN.



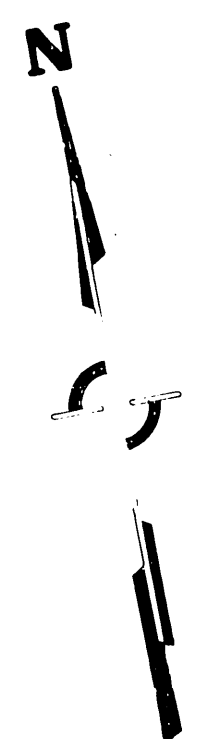
* AS BUILT 10-4-72 BDM

<p align="center">-CAUTION- PACIFIC TELEPHONE CABLES UNDERGROUND BEFORE EXCAVATING CALL COLLECT</p>	<p>CHANGED TO 'INSTALLATION' ONLY 8/7/72 204 PC</p>	<p>CITY OF RIVERSIDE, CALIFORNIA DEPARTMENT OF PUBLIC WORKS</p>	<p>ACCOUNT NO. 586</p>
	<p>APPROVED BY: [Signature] DATE: 5/30 SENIOR ENGINEER PARK DEPARTMENT TRAFFIC DIVISION ASSISTANT CITY ENGINEER</p>	<p>APPROVED BY: [Signature] DATE: 4-10-72 DIRECTOR OF PUBLIC WORKS</p>	<p>HOLE AVE. FORCE MAIN REPLACEMENT Plan & Profile Sta. 18+00 to Sta. 28+00</p>
<p>DESIGNED BY: [Signature] DRAWN BY: [Signature] CHECKED BY: [Signature]</p>	<p>REVISIONS: [Table with columns for MARK, REVISIONS, APPR., DATE]</p>	<p>HORIZ. SCALE: 1" = 40' VERT. SCALE: 1" = 4'</p>	<p>PROJECT NO.</p>



B.M. ELEV. 710.85 PK NAIL IN S CB HOLE AT PROJECTED ϕ OF MOBLEY.
 B.M. ELEV. 739.11 PK NAIL IN W CB TYLER 175' S'LY HOLE Y-1/41

INSTALL 21" FORCE MAIN.



* AS BUILT 10-4-72 BDM

CHANGED TO "INSTALLATION ONLY" 3/7/72 [Signature]		CITY OF RIVERSIDE, CALIFORNIA DEPARTMENT OF PUBLIC WORKS		HOLE AVE. FORCE MAIN REPLACEMENT		ACCOUNT NO. 536	
APPROVED BY: [Signature] DATE: 3/7/72		APPROVED BY: [Signature] DATE: 4-10-72		Plan & Profile Sta. 28+00 to Sta. 38+00		SHEET 4 OF 5	
DESIGNED BY: [Signature] DRAWN BY: [Signature] CHECKED BY: [Signature]		ASSISTANT CITY ENGINEER: [Signature]		HORIZ. SCALE: 1" = 40' VERT. SCALE: 1" = 4'		PROJECT NO.	

