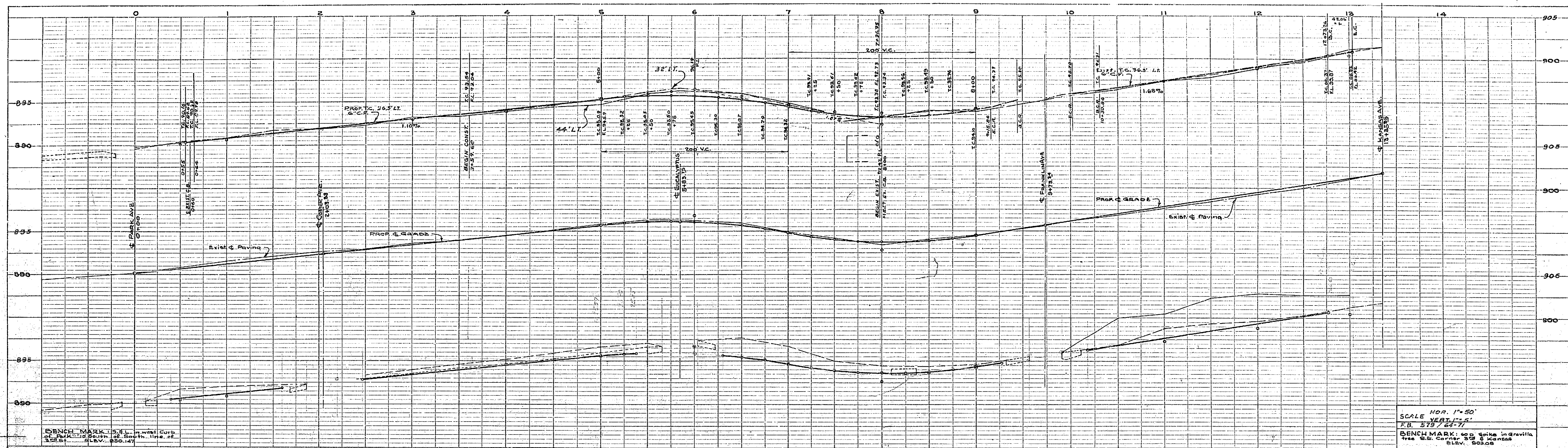
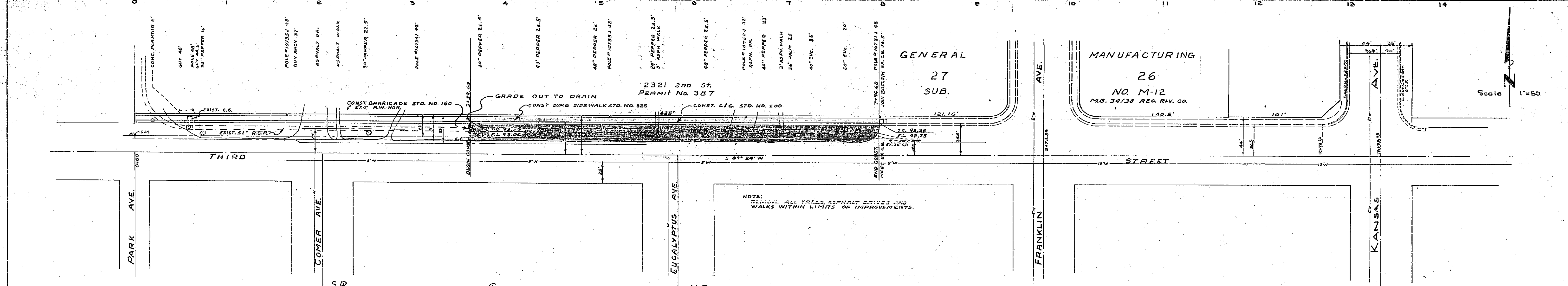


PLATE 1 - PLAN - PROFILE
 KEFFEL & ESSER ENGINEERS
 1001 N. 10th St. - Los Angeles, Calif.

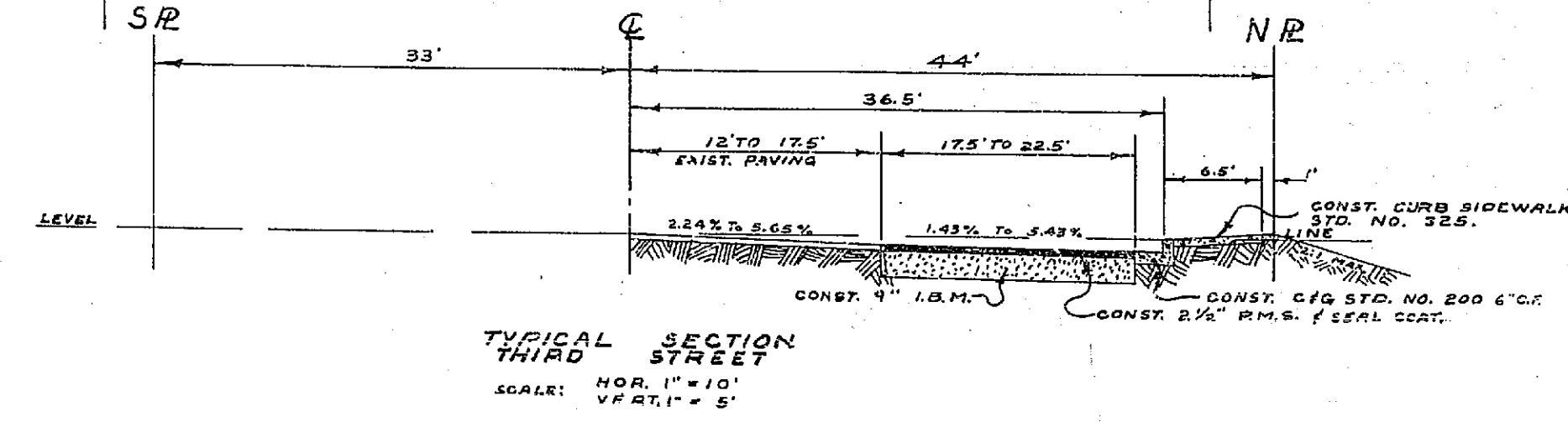


NO.	DATE	DESCRIPTION

SCALE: HORIZ. 1"=50'
 VERT. 1"=10'
 BENCH MARK: 603 Spike in driveway
 Tree S.W. Corner 3rd & Kansas
 ELEV. 890.08



NO.	DATE	DESCRIPTION



APPROVED FOR CONSTRUCTION FROM
 STA. 315+48 TO 374+74.66
 [Signature]
 DIRECTOR OF PUBLIC WORKS
 December 16, 1929

NOTE: It shall be the responsibility of the Contractor to clear the right of way in accordance with the provisions of the law as it affects each utility including irrigation lines and appurtenances and of no cost to the City.

REVISIONS		CITY OF RIVERSIDE CALIFORNIA DEPARTMENT OF PUBLIC WORKS	
MARK	DATE	DESCRIPTION	
		Curb grades approved for North side only.	
DESIGNED BY <i>J. B. G. S.</i>		CHECKED BY <i>W. G. S.</i>	APPROVED BY <i>[Signature]</i>
DRAWN BY <i>D. P. D.</i>		RECOMMENDED BY <i>[Signature]</i>	DIRECTOR OF PUBLIC WORKS
RECOMMENDED BY <i>[Signature]</i>		ASSISTANT CITY ENGINEER	DATE Dec 16, 1929

R-123
 SHEET 1 OF 1