

STREET LIGHT LEGEND

○ INDICATES CITY OF RIVERSIDE STANDARD NO. 4504 WITH 7200 L.F. W. TYPE II EXCEPT AS NOTED. "LINE" INDICATES ANTI-CORROSION LUMINAIRE - CAT NO. 114141 AS APPROVED EQUAL. (NEW OR RELOCATED AS NOTED)

□ INDICATES NO. 3 1/2 PULLBOX "RIBBON" PRODUCTS INC. OR EQUIVALENT # BUT AS APPROVED EQUAL.

— INDICATES NO. 3 1/2 PULLBOX "RIBBON" PRODUCTS INC. OR EQUIVALENT # BUT AS APPROVED EQUAL. INTERSECTION EXISTING CONDUIT.

— INDICATES 1" RIGID DRAIN STEEL CONDUIT, EXCEPT AS NOTED.

----- INDICATES EXISTING FACILITIES.

STREET LIGHT NOTES

1. ALL STREET LIGHT STANDARDS AND PULLBOXES TO BE FIELD LOCATED BY CONTRACTOR, ACCORDING TO PLANS, AND APPROVED BY UTILITIES PERSONNEL.
2. ALL STREET LIGHT STANDARDS SHALL BE CHECKED FOR CLEARANCE OF DRIVEWAYS, FIRE HYDRANTS, AND OTHER DETAILS.
3. EXCAVATION FOR STREET LIGHT STANDARDS, PULLBOXES, AND CONDUITS MUST BE DONE AFTER INSTALLATION OF CURBS AND GUTTERS, BUT BEFORE INSTALLATION OF SIDEWALKS.
4. CONTRACTOR TO OBTAIN STREET OPENING PERMITS FROM CITY OF RIVERSIDE PUBLIC WORKS DEPARTMENT PRIOR TO ANY EXCAVATION IN DESIGNATED STREET RIGHT OF WAY.
5. PULLBOXES TO BE OF TYPE AND CONDUITS AS SPECIFIED BY CITY OF RIVERSIDE PUBLIC WORKS DEPARTMENT SPECIFICATIONS NO. 311.
6. ALL CONSTRUCTION TO COMPLY WITH THE LATEST REVISION OF THE CITY OF RIVERSIDE PUBLIC UTILITIES DEPARTMENT STREET LIGHT SPECIFICATION #111.
7. INSPECTION TO BE CALLED FOR AS OUTLINED IN SPECIFICATION #111.
8. THIS IS A TWO WIRE 120 VOLT MULTIPLE SYSTEM.
9. ALL CABLES TO BE AS SPECIFIED IN SPECIFICATION #111.
10. TAP POINTS TO BE CONFIRMED AT TIME OF CONSTRUCTION.
11. SEE CITY OF RIVERSIDE D.W. NO. L1-11008 FOR LIGHT STANDARD DETAILS, DWG. NO. L1-11008 FOR PULLBOX DETAILS.
12. CONTRACTOR TO OBTAIN CIRCUIT CLEARANCE BEFORE BEGINNING WORK ON EXISTING SYSTEM.

STREET NAME SCHEDULE

A	HACIENDA DR	700
A	CALDERA CT	5100

QUANTITY ESTIMATE

Curb Gutter Standard No. 300 (6" C.C.)	934 LF
Side Walk Standard No. 325	5,844 SF
2 1/2" A.C.	21,642 SF
Curb Gutter Removal	806 LF
Side Walk Removal	5,059 SF
Pavement Removal	3,801 SF
6" Conc. paving (at intersection)	1,980 SF
2"x4" Redwood Header	366 LF
Curb Only Standard No. 200 (2"x4")	138 LF
Driveway Approach Standard 325	52 SF
Brick Valley Gutter	82.0 SF

- GENERAL NOTES**
- (1) It shall be the responsibility of the contractor to clear the right of way in accordance with the provisions of law as it affects each utility, including irrigation lines and appurtenances, and at no cost to the City.
 - (2) Construction shall be in accordance with the City of Riverside, Department of Public Works, Specifications No. 461 and Standard Drawings.
 - (3) Prime coat, seal coat, and paint binder are required.
 - (4) Grading will require a permit under Ordinance 3993 for a cut or fill exceeding 100 cubic yards, or a fill over one foot in depth.
 - (5) The subdivisor shall arrange for a soil test to be made by a Soil Engineer after the streets have been prepared to rough grade. Depth of base material and A.C. paving shall be determined by City of Riverside Design Standards and Test Procedures.
 - (6) Trim edge of existing pavement, where new paving joints existing pavement, to a clean, straight line. Construct match-up paving as shown and overlay paving as directed in the field to produce a smooth crown section.
 - (7) Contractor shall not place rock larger than 6" within 5' of proposed street as per City of Riverside Plan No. 5-112.
 - (8) Street name signs and posts to be furnished and installed by Subdivisor per City specifications and Standard Drawing No. 112.
 - (9) Driveway Standard No. 325 to be used for each lot. Except lots 53 thru 59 to be shown on the plan.
 - (10) Existing utilities shall be removed, relocated, or adjusted for grade as required by separate plans showing the specific utility improvements.

-CAUTION-
PACIFIC TELEPHONE
CABLES UNDERGROUND
BEFORE EXCAVATING
CALL COLLECT

After Hours
7:30 A.M. to 5 P.M. & Holidays
Orange County 714-633-0811 714-547-8806
Riverside County 714-684-0071 714-547-8806
Inyo County 714-684-0071 714-547-8806
San Bernardino County 714-684-0071 714-547-8806
Los Angeles County 213-621-3111 24 HOUR SERVICE
Ventura County 213-621-3111 24 HOUR SERVICE
San Diego County 714-298-0939 714-231-0027

FOR FREE CABLE LOCATING SERVICE

ALBERT A. WEBB ASSOCIATES
CIVIL ENGINEERS
RIVERSIDE, CALIFORNIA

APPROVED BY: *[Signature]* DATE: 12-17-68
R.E. No. 14056

DESIGNED BY: B.E.L. DRAWN BY: B.E.L. CHECKED BY: B.E.L.

MARK	REVISIONS	DATE
1	Revised per subdivision to match other sheets	12-17-68
2	Revised to include correct copy of plan	12-17-68

CITY OF RIVERSIDE, CALIFORNIA
DEPARTMENT OF PUBLIC WORKS

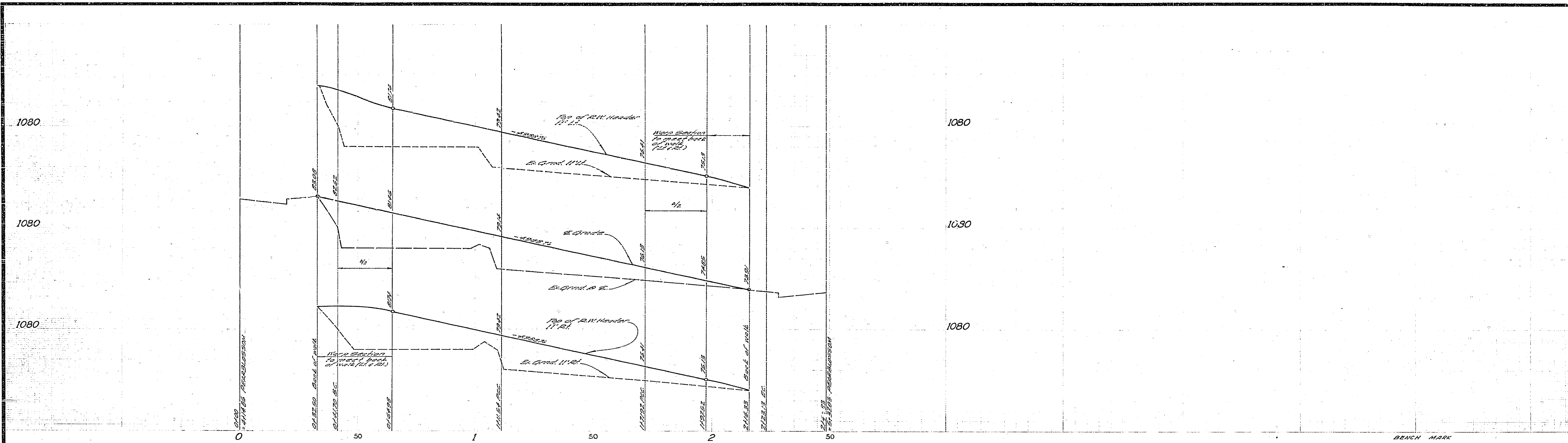
APPROVED BY: *[Signature]* DATE: 12-17-68
OFFICE ENGINEER
TRAFFIC DIVISION
ASSISTANT CITY ENGINEER

STREET PLAN AND PROFILE
EVERGREEN WAY
CALDERA COURT
TRACT NO. 3835

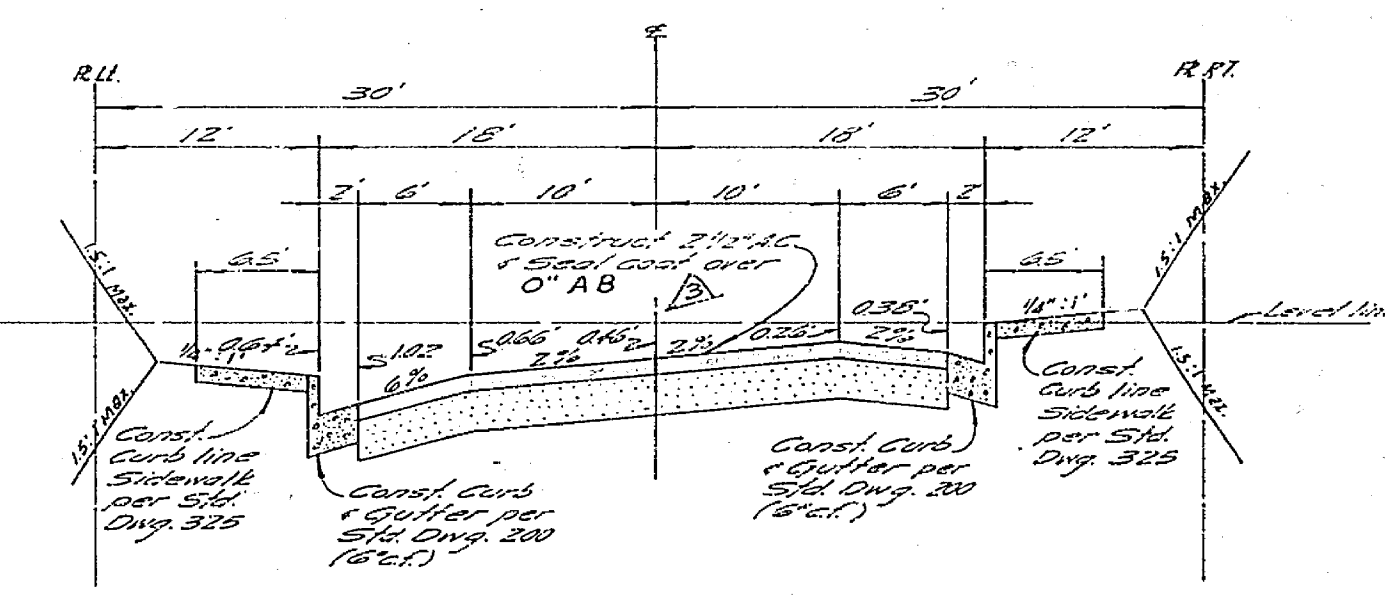
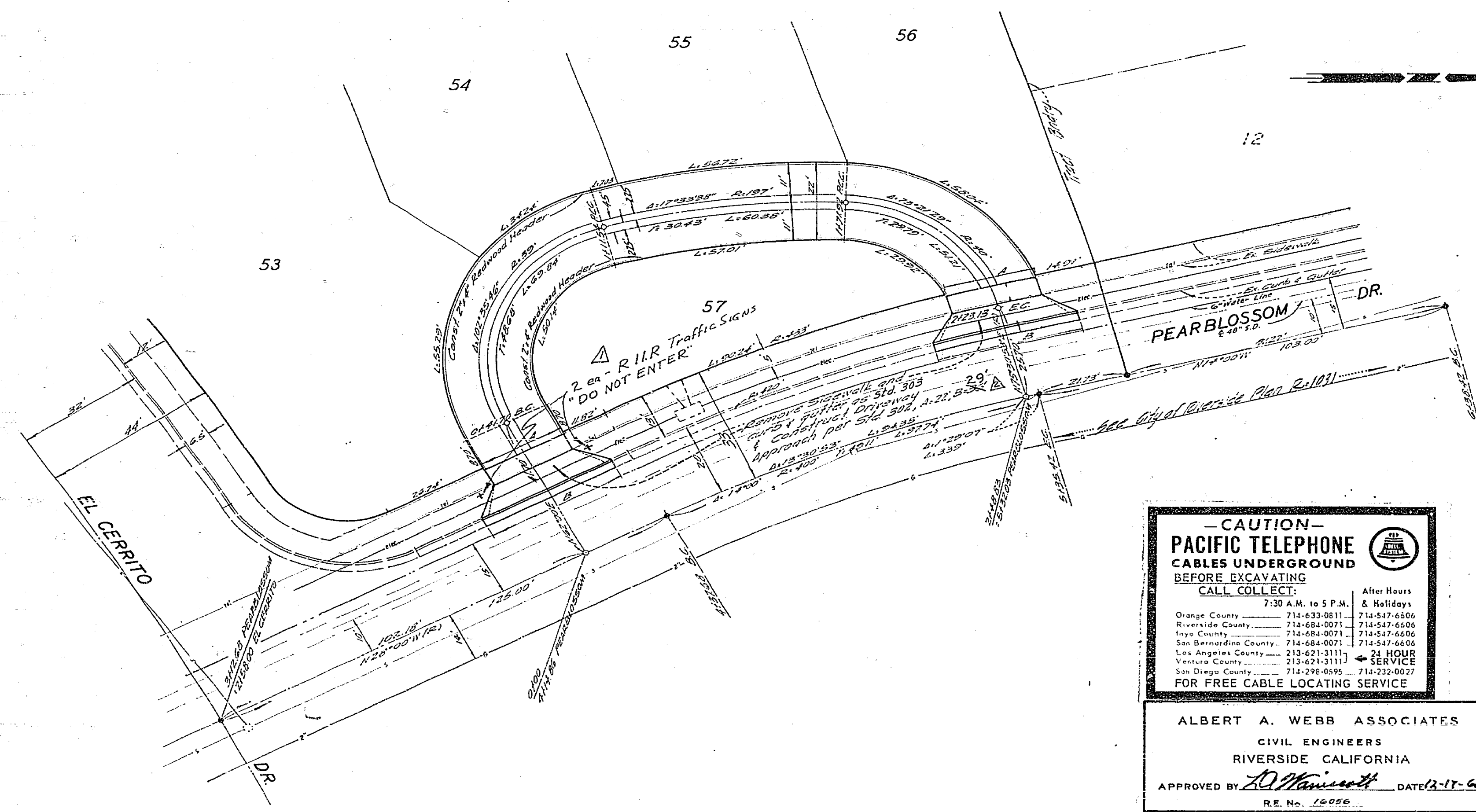
PROJECT NO. L5-13362
R-1351
SHEET 1 OF 2
FILE NO. 68-136-A

HORIZ. SCALE: 1" = 30'
VERT. SCALE: 1" = 4'

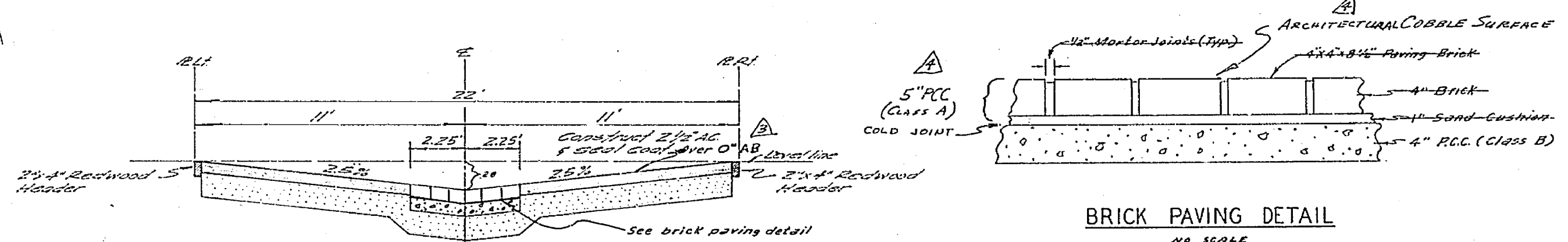
SEE SHEET 2 FOR TYPICAL SECTION



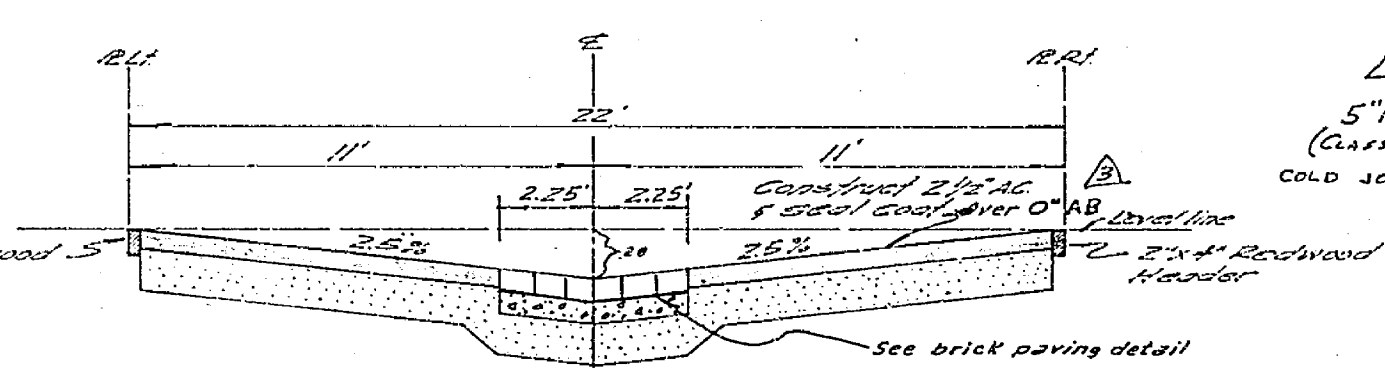
BENCH MARK
 PK nail in S.E. curb return Pear Blossom & Canyon Crest.
 Elev. 1062.942 C.I.R. P.B. 72/44



TYPICAL SECTION
 CALDERA COURT
 NO SCALE
 7/1/63



BRICK PAVING DETAIL
 NO SCALE



TYPICAL SECTION
 PEARBLOSSOM DRIVE (Frontage Drive, only)
 NO SCALE
 7/1/63

CAUTION - PACIFIC TELEPHONE CABLES UNDERGROUND BEFORE EXCAVATING

CALL COLLECT:

Orange County	714-633-0811	714-547-6606
Riverside County	714-684-0071	714-547-6606
Imperial County	714-684-0071	714-547-6606
San Bernardino County	714-684-0071	714-547-6606
Los Angeles County	213-621-3111	24 HOUR SERVICE
Ventura County	213-621-3111	24 HOUR SERVICE
San Diego County	714-298-0395	714-232-0027

FOR FREE CABLE LOCATING SERVICE

ALBERT A. WEBB ASSOCIATES
 CIVIL ENGINEERS
 RIVERSIDE CALIFORNIA

APPROVED BY *A. Webb* DATE 12-17-68
 R.E. No. 16056

CITY OF RIVERSIDE, CALIFORNIA
 DEPARTMENT OF PUBLIC WORKS

APPROVED BY *[Signature]* DATE 7-16-63
 OFFICE ENGINEER
 PARK DEPARTMENT
 TRAFFIC DIVISION
 ASSISTANT CITY ENGR.

STREET PLAN AND PROFILE
 PEARBLOSSOM DRIVE
 STA. 4+14.86 to STA. 51+32.03
 TRACT NO. 3835

PROJECT NO. R-1351
 SHEET 2 OF 2
 HORIZ. SCALE: 1" = 20'
 VERT. SCALE: 1" = 4'
 FILE NO. 68-196-A