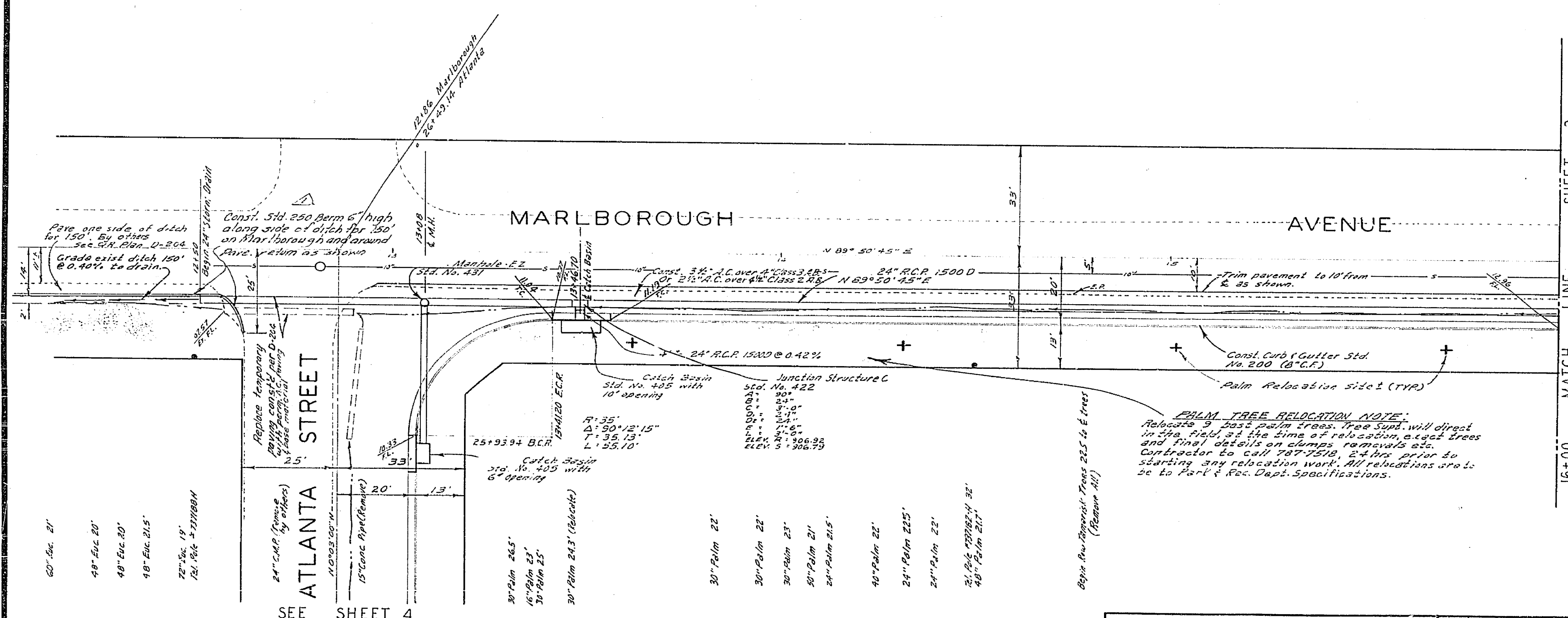
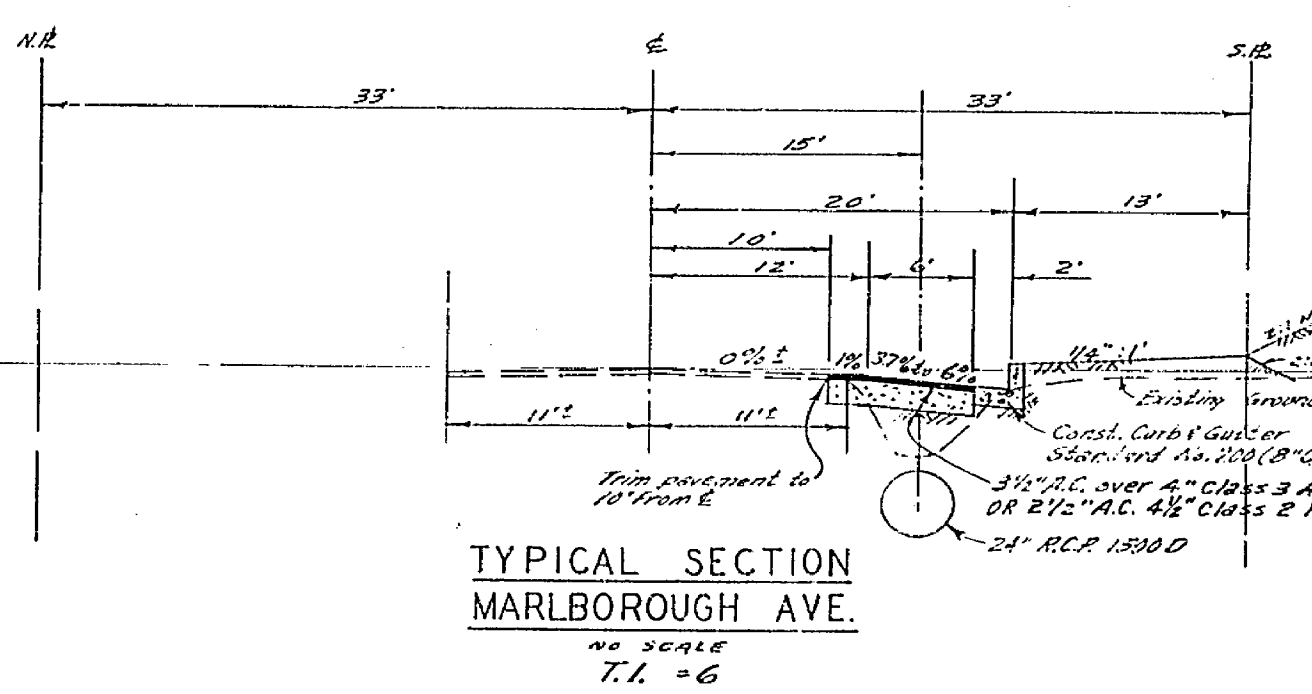


BENCH MARK  
R.R. spike in pole No. 18308-1 NW cor Iowa Ave.  
2nd Marlborough Ave. ELEV 927.562 CIP FB 528-77



NOTE:  
Start Drain pipe, Manhole E2, Junction Structure C and Catch Basins are to be const. by others by City's contractor per City of Riverside Plan No. D-202.



QUANTITY ESTIMATE

Curb (Gutter Standard No. 200 (8" C.F.))	1447 L.F.
R.C. Paving	18,662 S.F.
2 1/2" x 4" Redwood Header	62 L.F.
W 40 P	4 EA
Palm Tree Relocation	20 EA
Driveway Approach Standard No. 302	1 EA
Cross Gutter Standard No. 220	744 S.F.
6" Saddle	1 EA
6" V.C.P. Lateral	23 L.F.
5 1/2' x 250 Dorn (6" High)	163 L.F.

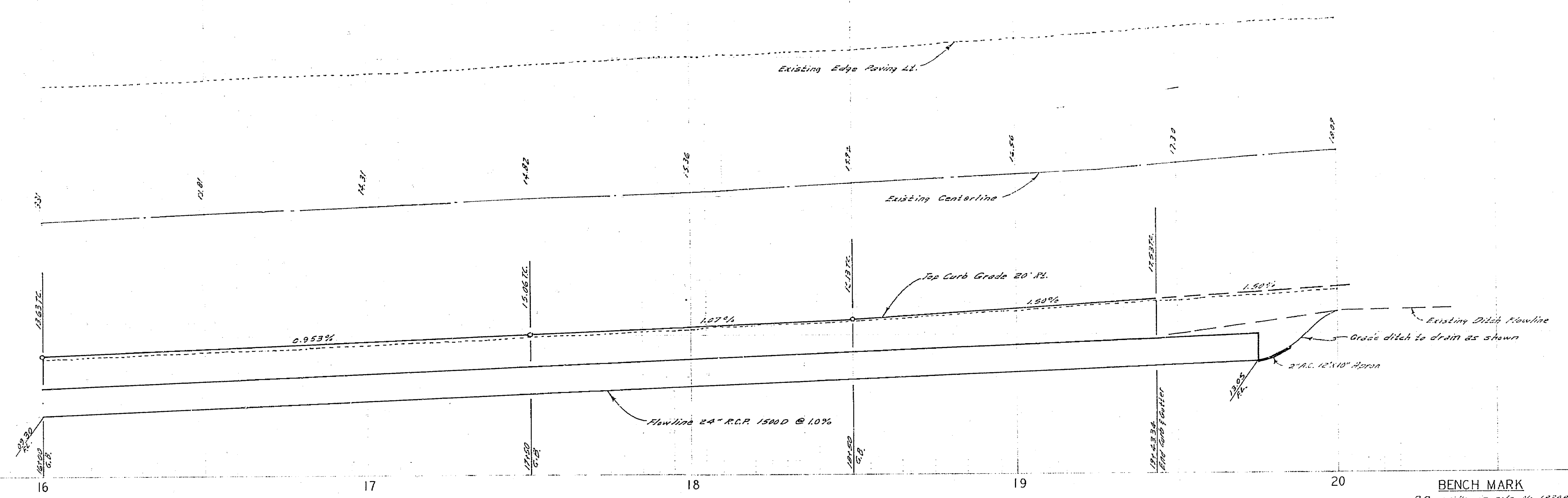
SEE SHEET 4

30" Palm 22'  
30" Palm 22'  
30" Palm 23'  
30" Palm 21'  
30" Palm 21'  
40" Palm 22'  
24" Palm 225'  
24" Palm 22'  
30" Palm 22'

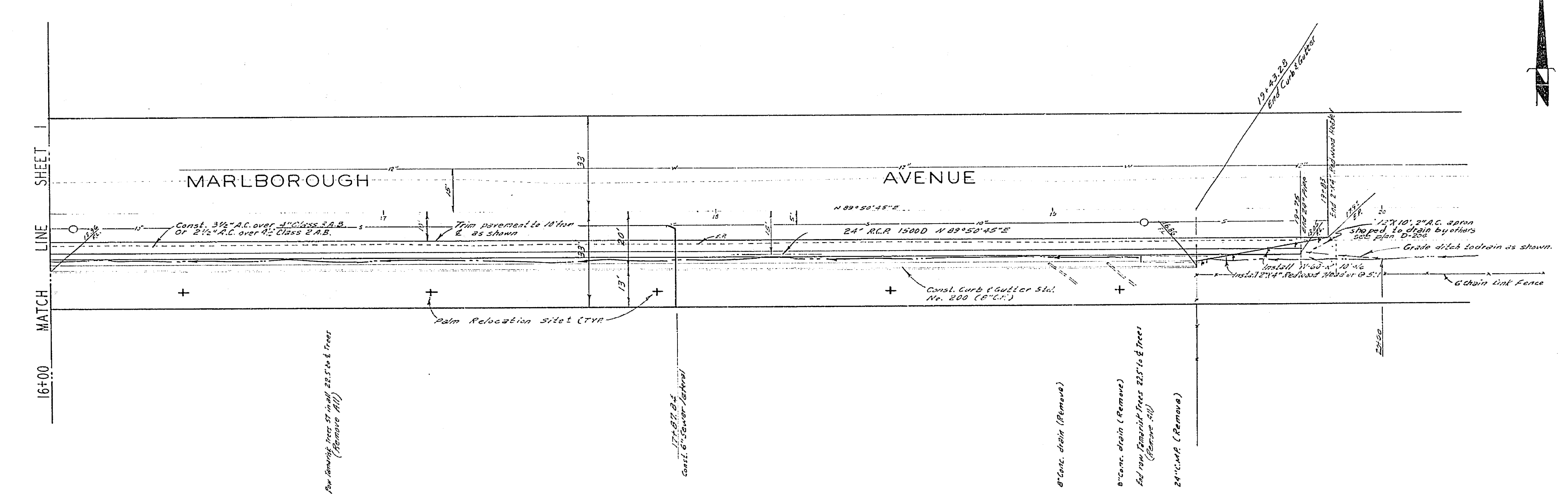
<b>ALBERT A. WEBB ASSOCIATES</b> CIVIL ENGINEERS RIVERSIDE, CALIFORNIA APPROVED BY: <i>[Signature]</i> DATE: 7/20/70 R.E. No. 3072		<b>CITY OF RIVERSIDE, CALIFORNIA</b> PUBLIC WORKS DEPARTMENT APPROVED BY: <i>[Signature]</i> DATE: 6/10/70 DIRECTOR OF PUBLIC WORKS		ACCOUNT NO. DRAWING NUMBER <b>R-1433</b> SHEET 1 OF 4
W.O. 70-112 FOR:		DESIGNED BY: B.E.L. DRAWN BY: B.E.L. CHECKED BY: B.B.		SCALE: 1" = 20' Horiz., 1" = 4' Vert. DATE: 6/10/70

915 LT.  
915 Q  
915 RT.

LT. 915  
Q 915  
RT. 915



BENCH MARK  
R.R. spike in date No. 18380 N.W. cor. 12th Ave  
and Marlborough Ave. ELEV. 927.162 COR. 12-11-77



LINE SHEET 1  
MATCH 16+00

MARLBOROUGH AVENUE



**NOTICE TO CONTRACTOR**  
The contractor is required to take possession of the project on the date specified in the contract documents and to maintain possession until the project is completed and accepted by the City of Riverside. The contractor is responsible for obtaining all necessary permits and for complying with all applicable laws, regulations, and ordinances. The contractor is also responsible for protecting all existing utilities and for restoring the site to its original condition or better.

<b>ALBERT A. WEBB ASSOCIATES</b> CIVIL ENGINEERS RIVERSIDE, CALIFORNIA APPROVED BY: <i>Ben H. Webb</i> DATE: 5/14/70 R.E. No. 3276		<b>CITY OF RIVERSIDE, CALIFORNIA</b> PUBLIC WORKS DEPARTMENT APPROVED BY: <i>William D. ...</i> DIRECTOR OF PUBLIC WORKS DATE: 6/10/70		ACCOUNT No. DRAWING NUMBER <b>R-1433</b> SHEET 2 OF 4 70-112-A
W.O. 70-112 FOR:		DESIGNED BY: <i>BEL</i> DRAWN BY: <i>BEL</i> CHECKED BY: <i>RA</i>		STREET PLAN AND PROFILE <b>MARLBOROUGH AVE.</b> South side, from Atlanta Street to 700' Ely M.P. - 4 - 690 SCALE: 1" = 20' Horiz., 1" = 4' Vert.



