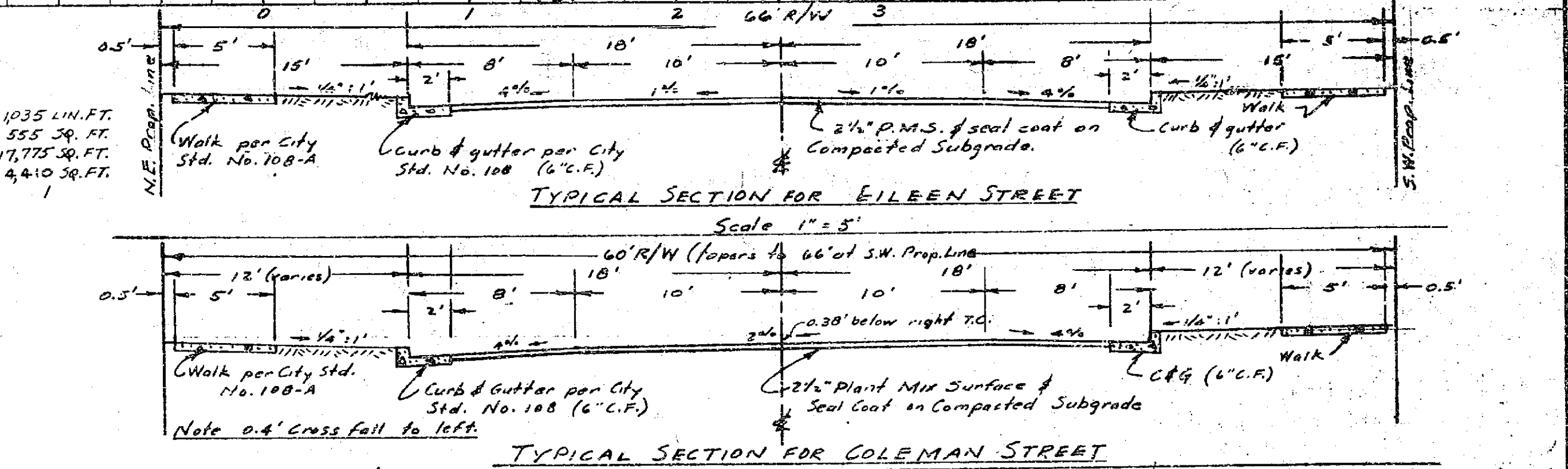
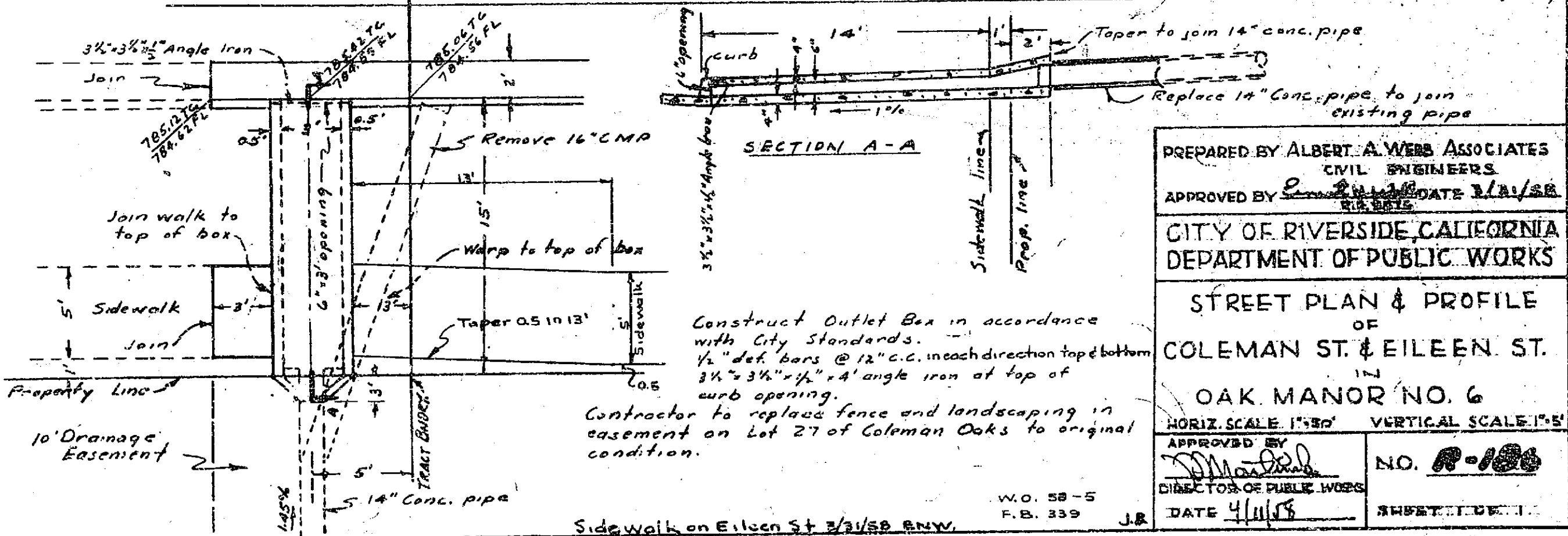
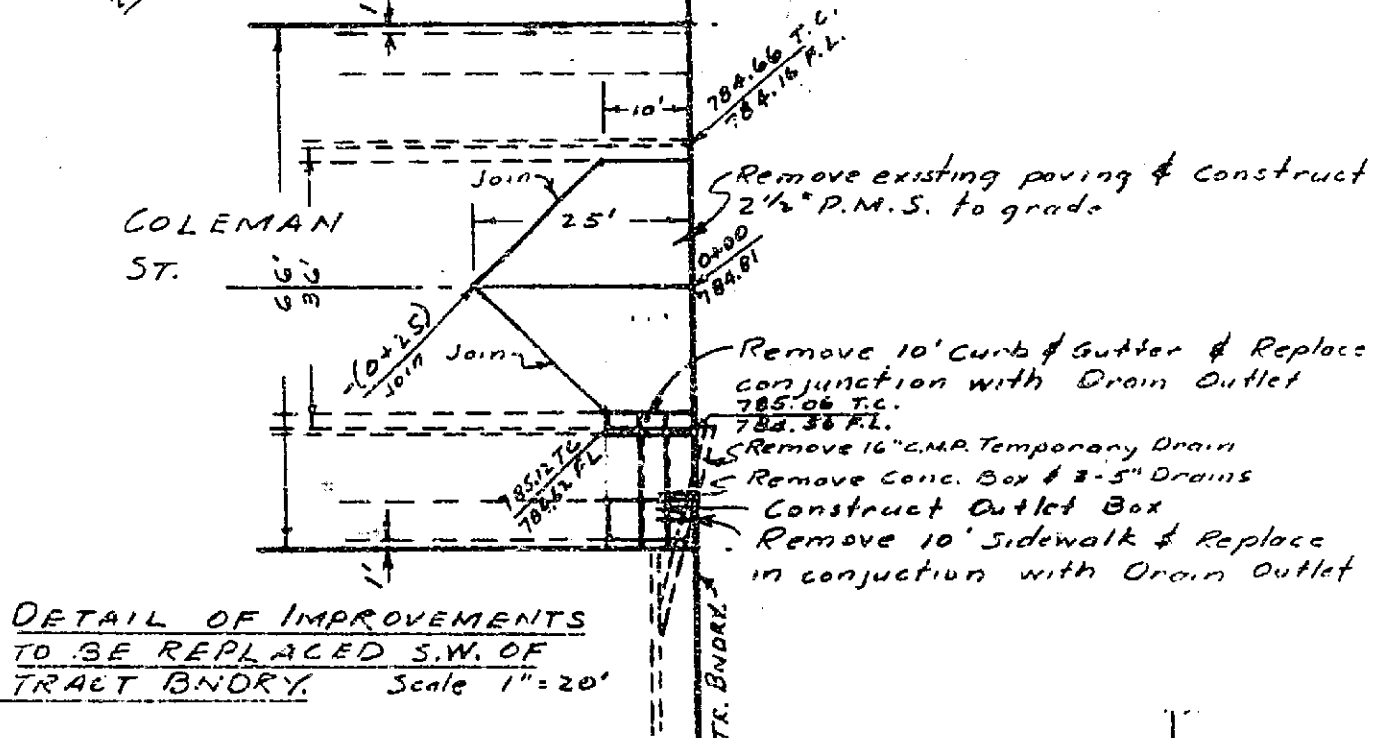


**ESTIMATE OF QUANTITIES**  
 CURB & GUTTER  
 CROSS GUTTER & APRONS  
 2 1/2" P.M.S. & SEAL COAT  
 SIDEWALK  
 OUTLET BOX



**CURVE DATA**

Station	Radius	L	L
1+13.00	144.15'	16.45'	32.89'
1+13.01	144.15'	16.45'	32.75'
1+13.03	126.15'	14.43'	28.73'
1+13.01	162.15'	18.50'	36.04'
1+13.03	162.15'	18.55'	36.93'
1+13.01	126.15'	14.39'	28.46'
1+89.50	27'	26.98'	42.40'
1+90.02	27'	27.02'	42.43'



PREPARED BY ALBERT A. WEBB ASSOCIATES  
 CIVIL ENGINEERS  
 APPROVED BY [Signature]  
 CITY OF RIVERSIDE, CALIFORNIA  
 DEPARTMENT OF PUBLIC WORKS  
**STREET PLAN & PROFILE**  
 OF  
**COLEMAN ST. & EILEEN ST.**  
 OAK MANOR NO. 6  
 HORIZ. SCALE 1"=20' VERTICAL SCALE 1"=5'  
 DATE 4/11/65

**PROFILE**

NO.	DATE
1	4/11/65

**PLAN**

NO.	DATE
1	4/11/65