

REVISIONS	DATE	BY

RIVERSIDE WATER CO.

LOCATION OF 12" CONCRETE IRRIGATION PIPE TO REPLACE EXISTING DITCH AT ADAMS ST AND BRUNSWICK OAK MANOR NO. 7

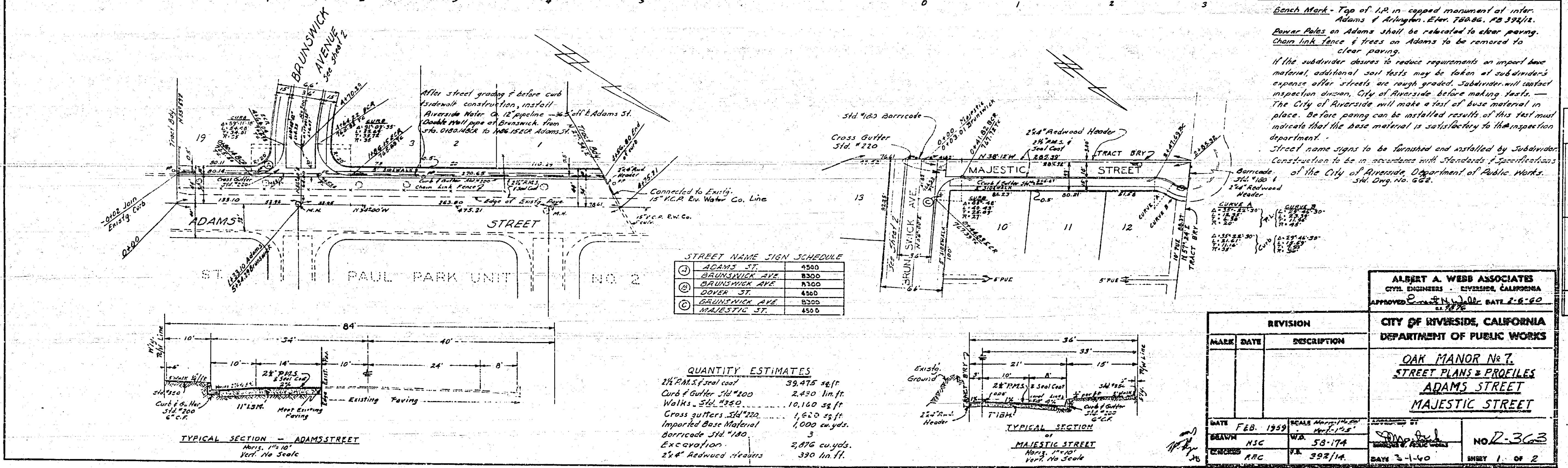
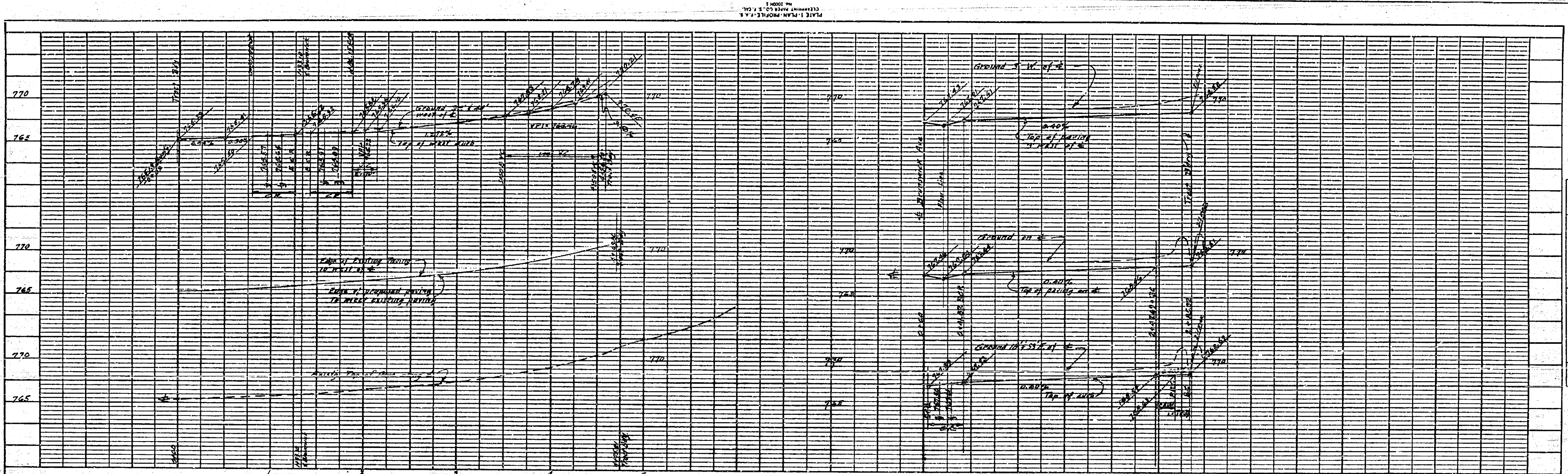
SCALE 1" = 50'	DATE Feb 02	ALBERT A. WEBB ASSOCIATES CIVIL ENGINEERS 211 N. W. 10th RIVERSIDE CALIFORNIA RE 9876 T.E. 772	W.D. 55-174
DRAWN REC	TRACED REC		SHEET
CHECKED			OF 1 SHEETS
			DWG. NO. 50-74E



PROJECT	
DATE	

PLAN	

File with R-363



STREET NAME SIGN SCHEDULE

①	ADAMS ST.	4500
②	BRUNSWICK AVE	4300
③	BRUNSWICK AVE	4300
④	DOVER ST.	4500
⑤	BRUNSWICK AVE	4300
⑥	MAJESTIC ST.	4500

QUANTITY ESTIMATES

2 1/2" R.M.S. of seal coat	39,475 sq. ft.
Curb & Gutter Sd #200	2,430 lin. ft.
Walks Sd #350	10,160 sq. ft.
Cross gutters Sd #220	1,620 sq. ft.
Imported Base Material	1,000 cu. yds.
Barricade Sd #180	3
Excavation	2,076 cu. yds.
2 1/2" Redwood Headers	330 lin. ft.

REVISION

DATE	BY	DESCRIPTION
FEB. 1959	NSC	58-174
	ARC	592/14

ALBERT A. WEBB ASSOCIATES
 CIVIL ENGINEERS - RIVERSIDE, CALIFORNIA
 APPROVED: [Signature] DATE: 2-6-60

CITY OF RIVERSIDE, CALIFORNIA
 DEPARTMENT OF PUBLIC WORKS

OAK MANOR No. 7.
STREET PLANS & PROFILES
ADAMS STREET
MAJESTIC STREET


DATE: FEB. 1959
 DRAWN: NSC
 REVISION: ARC


SCALE: Horiz. 1"=100'
 Vert. 1"=10'

NO. 2-363
 SHEET 1 OF 2

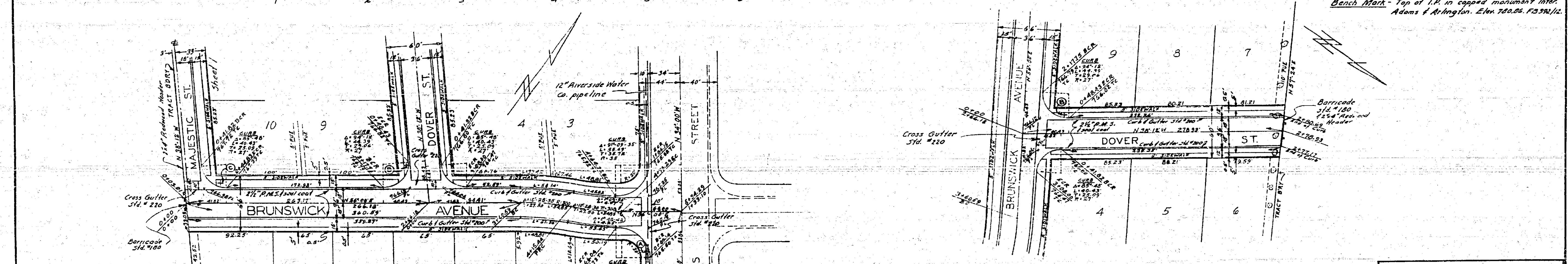
PROFILE
 ADAMS STREET
 MAJESTIC STREET
 SHEET 1 OF 2

PLAN
 ADAMS STREET
 MAJESTIC STREET
 SHEET 1 OF 2

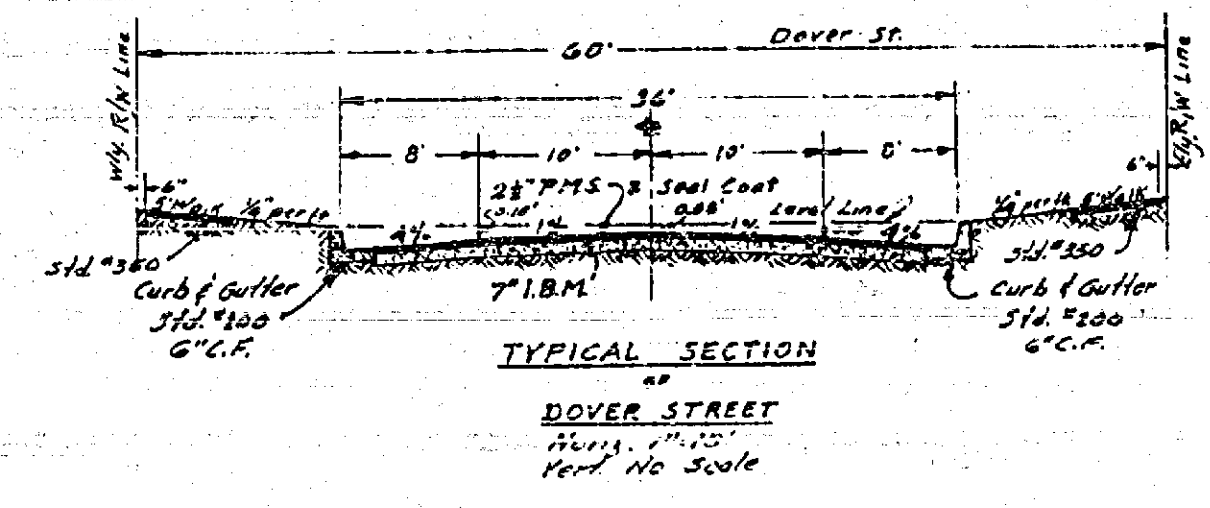
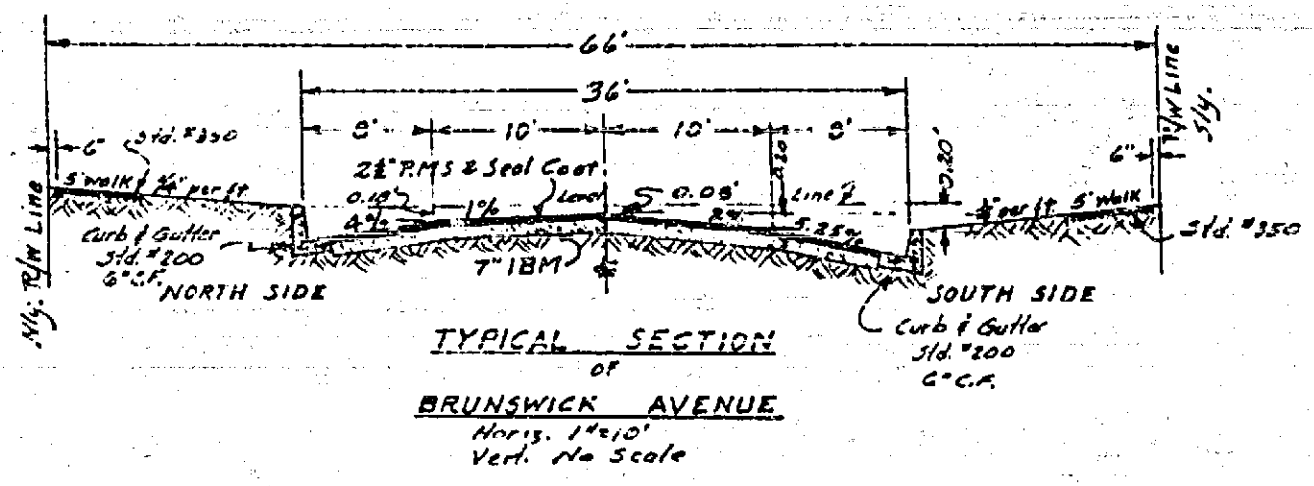




PROFILE	
NO.	DATE
1	1-6-60
2	
3	
4	
5	
6	
7	
8	
9	
10	
11	
12	
13	
14	
15	
16	
17	
18	
19	
20	
21	
22	
23	
24	
25	
26	
27	
28	
29	
30	



Bench Mark - Top of I.P. in copped manumnt inter. Adams & Arlington. Elev. 780.85. F.3.392/12.



REVISION		
MARK	DATE	DESCRIPTION

ALBERT A. WEBB ASSOCIATES
 CIVIL ENGINEERS - RIVERSIDE, CALIFORNIA
 APPROVED *[Signature]* DATE 2-6-60

CITY OF RIVERSIDE, CALIFORNIA
 DEPARTMENT OF PUBLIC WORKS

OAK MANOR No 7.
STREET PLANS & PROFILES
BRUNSWICK AVENUE
DOVER STREET

DATE	FEB. 1959	SCALE	Horiz. 1" = 40'	APPROVED BY	<i>[Signature]</i>
DRAWN	NSC	W.G.	58-174	DESIGNED BY	NSC
CHECKED	AEC	F.B.	392/14	DATE	2-1-60

NO. **R-363**
 SHEET **2** OF **2**

PLAN	
NO.	DATE
1	1-6-60
2	
3	
4	
5	
6	
7	
8	
9	
10	
11	
12	
13	
14	
15	
16	
17	
18	
19	
20	
21	
22	
23	
24	
25	
26	
27	
28	
29	
30	

