


RIVERSIDE



CALIFORNIA

PUBLIC WORKS DEPARTMENT RUBBERIZED PAVEMENT GRANT STREET MAINTENANCE

GENERAL CONSTRUCTION NOTES:

- 1 THE CONTRACTOR SHALL PROVIDE AND MAINTAIN TRAFFIC AS INDICATED IN THE ASSOCIATED PROJECT SPECIAL PROVISIONS.
- 2 CONSTRUCTION SHALL BE IN ACCORDANCE WITH THE CITY OF RIVERSIDE STANDARD DRAWINGS AND STANDARD SPECIFICATIONS FOR PUBLIC WORKS CONSTRUCTION, 2012 EDITION.
- 3 EXISTING UTILITIES SHOWN ON THIS PLAN ARE PLOTTED FROM UTILITY RECORDS. THE CONTRACTOR IS REQUIRED TO TAKE DUE PRECAUTIONARY MEASURES TO LOCATE AND PROTECT ALL UTILITIES WHETHER OR NOT SHOWN ON THIS PLAN.
- 4 PRIME CONTRACTOR BIDDING THIS WORK SHALL HAVE A CLASS "A" OR "C-12".
- 5 ALL EXISTING IMPROVEMENTS SHOWN HEREON SHALL BE PROTECTED IN PLACE UNLESS OTHERWISE NOTED.
- 6 EXISTING IRRIGATION SHALL BE PROTECTED OR MODIFIED, INCLUDING FURNISHING NEW MATERIALS, AS NECESSARY TO CONSTRUCT NEW CONCRETE IMPROVEMENTS.
- 7 ADEQUATE FLOW LINES SHALL BE MAINTAINED AT ALL LOCATIONS.
- 8 THE CONTRACTOR SHALL CONTACT AND COORDINATE WITH THE METROPOLITAN WATER DISTRICT (MWD) AT LEAST 2 WORKING DAYS PRIOR TO START ANY WORK IN THE VICINITY OF THEIR FACILITIES.

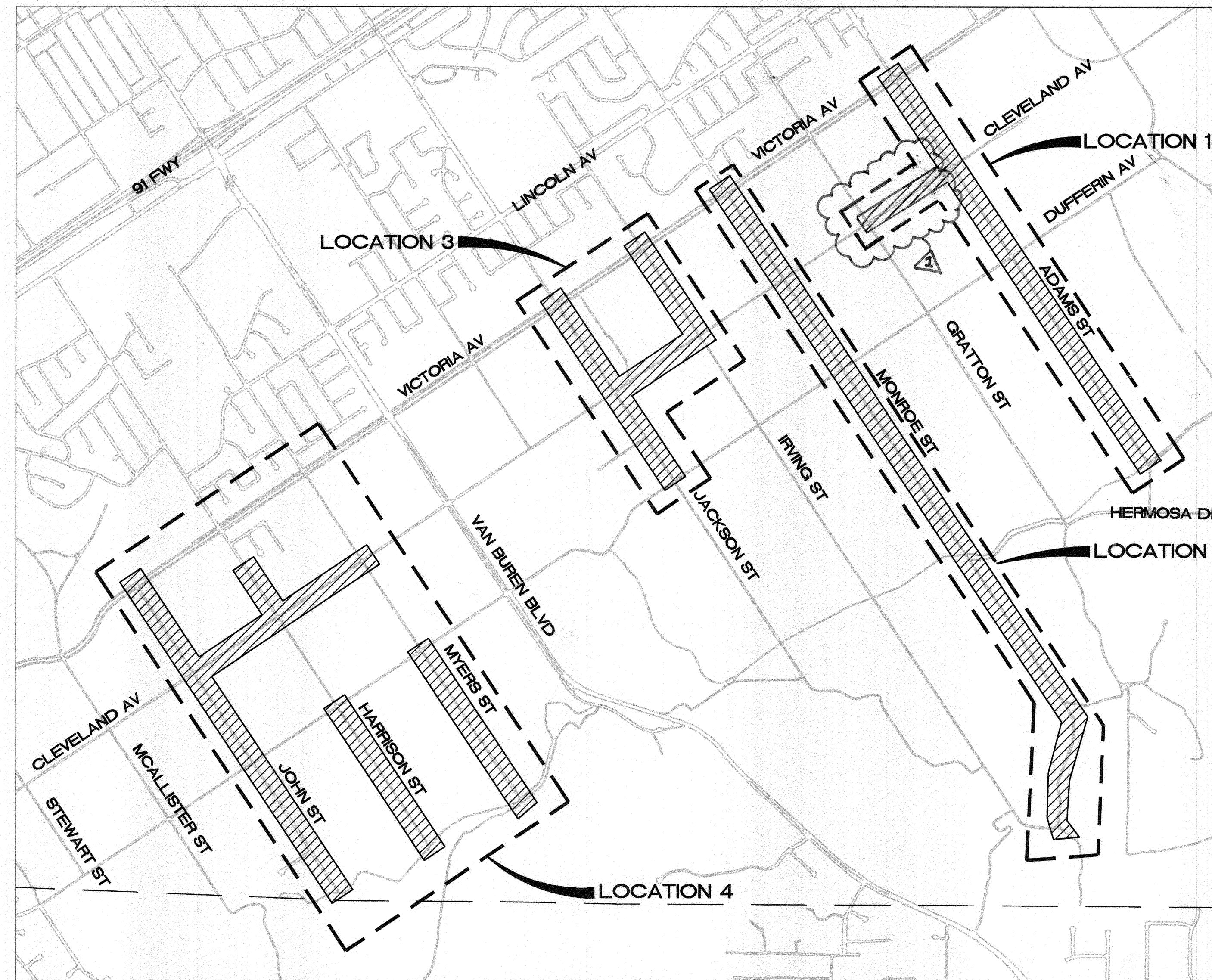
JOHN OSORNIA
WATER SYSTEM OPERATIONS GROUP
951-710-5570

CONSTRUCTION NOTES:

- ARAM CONSTRUCT ASPHALT RUBBER AND AGGREGATE MEMBRANE SYSTEM 1 (ARAM + TYPE II SLURRY).
- 1 INSTALL STOP BAR STRIPING AND MARKING AS FOLLOWS: (STOP BAR ANTICIPATED TO ALIGN WITH MIDDLE OF RETURN)
 - PAINT 12" SOLID WHITE STRIPE PER CALTRANS STANDARD PLANS, PLAN NO. A24E, LIMIT LINE.
 - PAINT 50 LF OF 4" SOLID DOUBLE YELLOW STRIPE PER CALTRANS STANDARD PLANS, PLAN NO. A20A, DETAIL 22.
 - PAINT "STOP" LEGEND PER CALTRANS STANDARD PLANS, PLAN NO. A24D.
 - 2 INSTALL STOP BAR STRIPING AND MARKING PER 1, HOWEVER STOP BAR ANTICIPATED TO BE LOCATED AT SPECIFIC LOCATION TO BE DETERMINED BY THE ENGINEER.
 - 3 -PAINT 4" DASHED YELLOW STRIPE PER CALTRANS STANDARD PLANS, PLAN NO. A20A, DETAIL 2. OMIT
 - 4 -PAINT 4" SOLID DOUBLE YELLOW STRIPE PER CALTRANS STANDARD PLANS, PLAN NO. A20A, DETAIL 22.
 - 5 -PAINT 4" SOLID WHITE STRIPE PER CALTRANS STANDARD PLANS, PLAN NO. A20A, DETAIL 27B.
 - 6 INSTALL PAVEMENT STRIPING AND MARKING AS FOLLOWS:
 - PAINT "10 MPH".
 - INSTALL 3 ROWS OF 11 PAVEMENT MARKING TYPE A, NON-REFLECTIVE.

LEGEND:

SYSTEM I ARAM - CONSTRUCT 3/8" ARAM WITH SLURRY SEAL SURFACE.



LOCATION MAP / SHEET INDEX

LEGEND

NTS
 PROJECT LOCATION
 CITY LIMITS

SIGNING AND STRIPING GENERAL NOTES:

1. SIGNING AND STRIPING INSTALLATIONS SHALL CONFORM TO THE CALIFORNIA MANUAL ON UNIFORM TRAFFIC CONTROL DEVICES (CA MUTCD), THE STATE OF CALIFORNIA DEPARTMENT OF TRANSPORTATION (CALTRANS) STANDARD PLANS AND SPECIFICATIONS DATED 2010, AND ALL ADDENDUMS THERETO, AND THE CITY OF RIVERSIDE PUBLIC WORKS DEPARTMENT STANDARD DRAWINGS, CURRENT EDITION.
2. ALL STRIPING, MARKINGS, AND LEGENDS SHALL BE REFLECTORIZED THERMOPLASTIC UNLESS OTHERWISE NOTED. THE CONTRACTOR SHALL PROVIDE AND INSTALL RAISED PAVEMENT MARKERS FOR ALL STRIPING. STRIPING, MARKINGS AND LEGENDS SHALL CONFORM TO THE 2010 CALTRANS STANDARD PLANS A20A THRU A20D AND A24A THRU A24E.
3. PRIOR TO FINAL ACCEPTANCE OF STREET IMPROVEMENTS, ALL PAVEMENT STRIPING AND STENCILING WITHIN THE PERIMETER OF THE CONSTRUCTION AREA SHALL BE RESTORED TO LIKE NEW CONDITION, IN A MANNER MEETING THE APPROVAL OF THE CITY OF RIVERSIDE.
4. THE CONTRACTOR SHALL RE-STRIP EXISTING STRIPING AND CURB MARKINGS OBLITERATED BY NEW CONSTRUCTION, WHETHER OR NOT SHOWN ON THE PLANS FOR REPLACEMENT, AT NO COST TO THE CITY.
5. AT LOCATIONS WHERE EXISTING PAINTED CURB IS TO BE RECONSTRUCTED, THE CONTRACTOR SHALL PAINT THE NEW CURB AS SHOWN ON THE PLANS WITHIN 10 WORKING DAYS OF CURB CONSTRUCTION OR AS DIRECTED BY ENGINEER. THE PAINT SHALL BE WATER-BASED WITH 2-YEAR GUARANTEE AGAINST COLOR FADING. PRIOR TO THE START OF CONSTRUCTION, THE CONTRACTOR SHALL SUBMIT TO THE CITY WRITTEN PROOF OF THE MANUFACTURER'S 2-YEAR GUARANTEE.
6. ALL NEW STRIPING SHALL BE "CAT TRACKED" AND APPROVED BY THE ENGINEER PRIOR TO FINAL INSTALLATION. THE CONTRACTOR SHALL NOTIFY THE ENGINEER AFTER COMPLETING LAYOUT AND AT LEAST 3 WORKING DAYS BEFORE COMMENCING INSTALLATION OF STRIPING, MARKINGS AND MARKERS.
7. TRAFFIC SIGN FACE SHALL BE 3M DIAMOND GRADE D63 REFLECTIVE SHEETING (ASTM XI) OR APPROVED EQUAL WITH PROTECTIVE GRAFFITI OVERLAY FILM OR AS OTHERWISE NOTED.
8. ALL WARNING SIGNS SHALL HAVE A FLUORESCENT YELLOW BACKGROUND AND SCHOOL SIGNS NOTED SHALL HAVE A FLUORESCENT YELLOW-GREEN BACKGROUND.
9. SIGNS SHALL BE STANDARD SIZE UNLESS NOTED OTHERWISE. PRIOR TO INSTALLATION, NEW SIGNS SHALL BE APPROVED BY THE CITY OF RIVERSIDE. EXACT LOCATIONS OF SIGNS SHALL BE DETERMINED BY THE CITY ENGINEER.
10. SALVAGED SIGNS AND SIGN POSTS SHALL BE DELIVERED TO THE CITY OF RIVERSIDE SIGN DEPARTMENT.
11. STRIPING SHALL BE APPLIED WITHIN 48 HOURS OF SURFACE COURSE REPLACEMENT ON STREETS OPEN TO THE PUBLIC. IN NO CASE SHALL A NEWLY PAVED STREET OPEN TO THE PUBLIC BE LEFT UNSTRIPED OVER A WEEKEND OR HOLIDAY.
12. CONTRACTOR SHALL INSTALL NEW SIGN(S) AND/OR POST(S) PER CITY OF RIVERSIDE STANDARD DRAWING No. 664, SEE SPECIFICATIONS.
13. CONTRACTOR SHALL INSTALL NEW STREET NAME SIGNS AND POST PER CITY OF RIVERSIDE STANDARD DRAWING No. 662, SEE SPECIFICATIONS.
14. ALL CONFLICTING STRIPING, PAVEMENT MARKINGS, LEGENDS, AND RAISED PAVEMENT MARKERS SHALL BE REMOVED EVEN IF NOT SHOWN ON PLANS. REMOVALS OF PAINTED STRIPING, PAVEMENT MARKINGS AND LEGENDS SHALL BE DONE BY WET SANDBLASTING. REMOVALS OF THERMOPLASTIC STRIPING, PAVEMENT MARKINGS AND LEGENDS SHALL BE REMOVED BY WET SANDBLASTING, GRINDING OR OTHER APPROVED METHOD AND SHALL NOT DAMAGE THE PAVEMENT. "BLACK OUT" OF EXISTING DELINEATION IS NOT PERMITTED. ALL DAMAGED PAVEMENT DUE TO REMOVALS SHALL BE REPAIRED AS NECESSARY TO MAINTAIN A SMOOTH AND UNIFORM SURFACE OR AS DIRECTED BY THE ENGINEER. ALL STRIPING REMOVALS AND LEGENDS SHALL BE "FOG SEALED".
15. WHERE APPLICABLE, OUTBOUND LANE LINE DETAILS SHALL COMMENCE AT THE CROSSWALK, MEANING THE PAINTED PORTION OF THE DETAIL SHALL JOIN THE CROSSWALK.

SHEET INDEX: STREET IMPROVEMENTS

SHEET NO.	DESCRIPTION
1.	TITLE SHEET AND NOTES
2.	MAINTENANCE PLAN (JOHN STREET, HARRISON STREET, MYERS STREET, JACKSON STREET, IRVING STREET, MONROE STREET, ADAMS STREET, AND CLEVELAND AVENUE.)

Under Ground Service Alert of Southern California
 Call: TOLL FREE 1-800-227-2600
 TWO WORKING DAYS BEFORE YOU DIG

ENGINEER IN RESPONSIBLE CHARGE
 Edward Lara
 R.C.E. No. 83753 EXPIRES: 9-30-14
 DATE: October 18, 2013

MARK	REVISIONS	APPR.	DATE
ADD	ADDED LOCATION	E.L.	10/16/13

CITY OF RIVERSIDE, CALIFORNIA
 DEPARTMENT OF PUBLIC WORKS

APPROVED BY	BY	DATE	APPROVED BY
ENGINEERING MANAGER	Fin.	10/22/13	[Signature]
CONSTRUCTION ADMIN.	DC	10/28/13	CITY ENGINEER
TRAFFIC DIVISION	DC	10/28/13	
STREETS DIVISION	DC	10/28/13	
SURVEY DIVISION	DC	10/28/13	

DESIGNED BY: TYH DRAWN BY: TYH CHECKED BY: EL

STREET MAINTENANCE
 RUBBERIZED PAVEMENT
 GRANT STREET MAINTENANCE

TITLE SHEET AND NOTES

HORIZ. SCALE: NA VERT. SCALE: NA

DESIGN WORK ORDER NO. 1325035
 CONSTR. WORK ORDER NO. 1408287

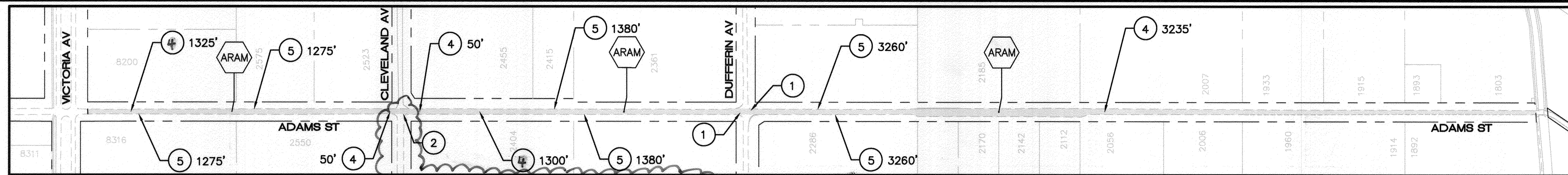
R-4267

SHEET 1 OF 2

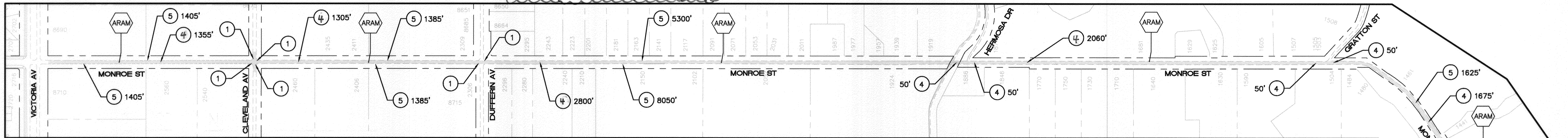
FILE NAME: R4267-01.DWG

AS-BUILT 10-28-13 IC

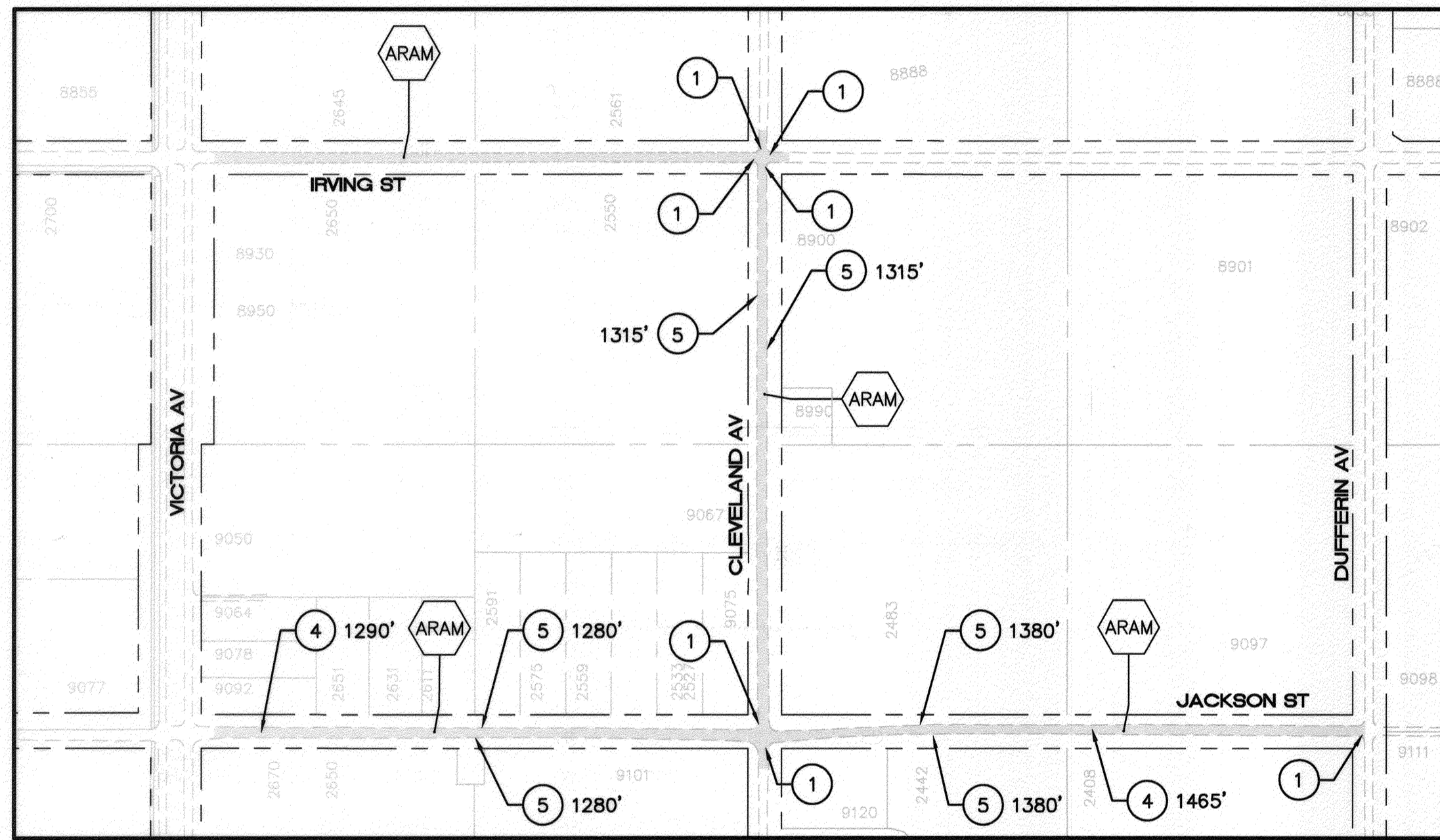
INDEXED 10-28-13 IC



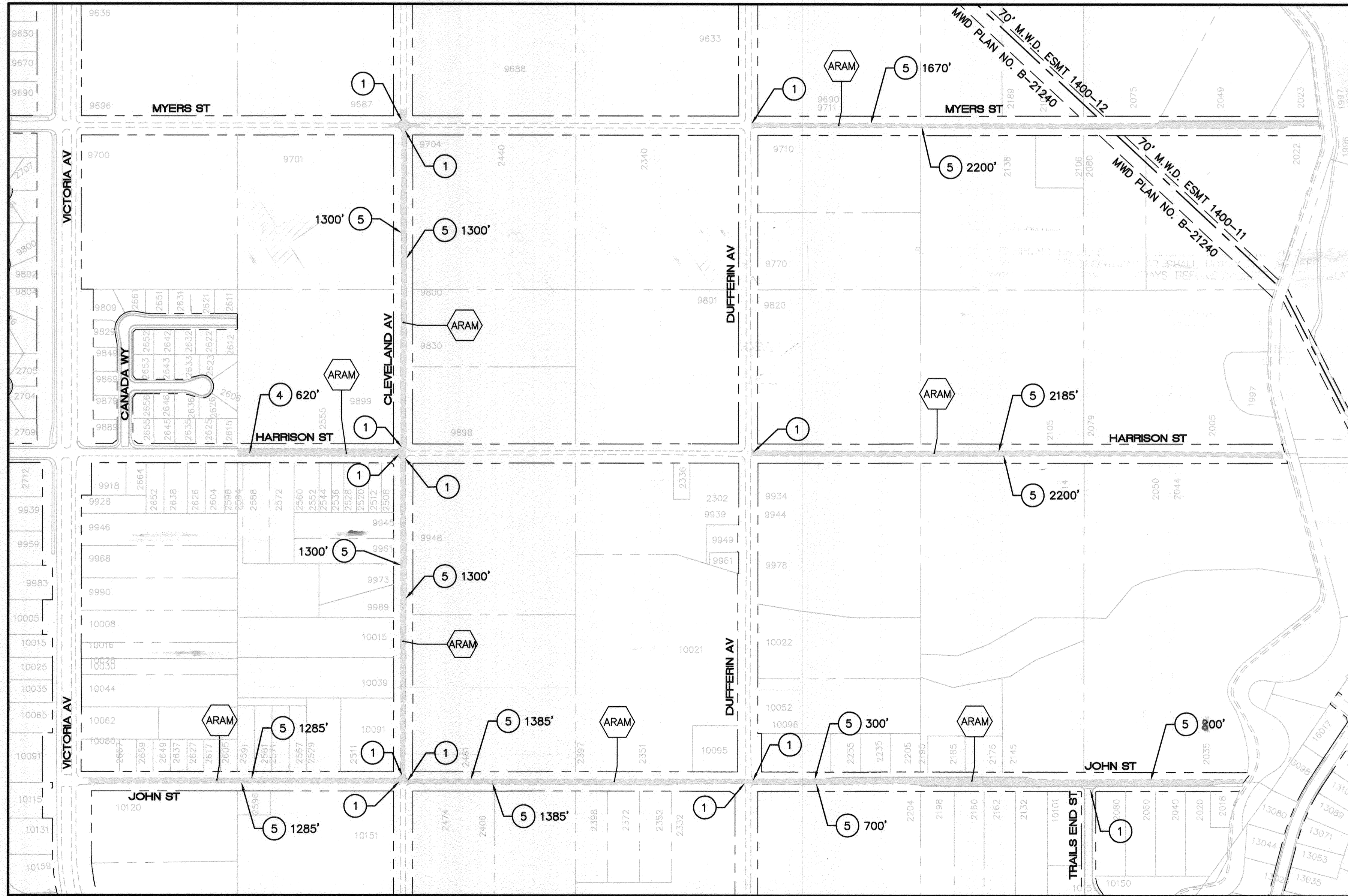
EXTENDS PROJECT LOCATION ON CLEVELAND FROM ADAMS TO GRATTON. LOCATION 1



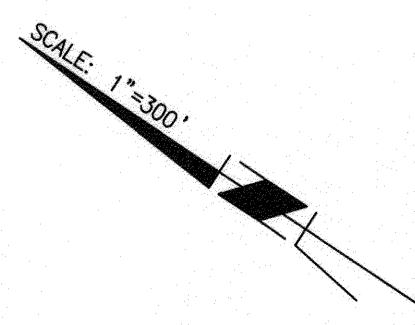
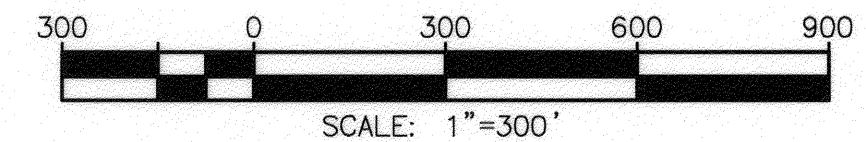
LOCATION 2




LOCATION 3




LOCATION 4



Under Ground Service Alert of Southern California
Call: TOLL FREE 1-800-227-2600
TWO WORKING DAYS BEFORE YOU DIG



ENGINEER IN RESPONSIBLE CHARGE
Edward Lara
Edward Lara
R.C.E. No. 63753 EXPIRES: 9-30-14
DATE: *October 18, 2013*



DESIGNED BY	TYH	DRAWN BY	TYH	CHECKED BY	EL								
<table border="1"> <tr> <th>MARK</th> <th>REVISIONS</th> <th>APPR.</th> <th>DATE</th> </tr> <tr> <td>▲</td> <td>ADDED LOCATION</td> <td>EL</td> <td>10/18/13</td> </tr> </table>						MARK	REVISIONS	APPR.	DATE	▲	ADDED LOCATION	EL	10/18/13
MARK	REVISIONS	APPR.	DATE										
▲	ADDED LOCATION	EL	10/18/13										

CITY OF RIVERSIDE, CALIFORNIA DEPARTMENT OF PUBLIC WORKS			
APPROVED BY	BY	DATE	APPROVED BY
ENGINEERING MANAGER	EM	10/18/13	<i>[Signature]</i>
CONSTRUCTION ADMIN.	CA	10/28/13	CITY ENGINEER
TRAFFIC DIVISION	TR	10/28/13	
STREETS DIVISION	SD		
SURVEY DIVISION	SD	10/18/13	
DATE	10/18/2013		

STREET MAINTENANCE	
RUBBERIZED PAVEMENT GRANT STREET MAINTENANCE	
MAINTENANCE PLAN	
HORIZ. SCALE: 1"=300'	VERT. SCALE: NA

DESIGN WORK ORDER NO. 1325035
CONSTR. WORK ORDER NO. 1408287
R-4267
SHEET **2** OF **2**
FILE NAME: R4267-02.DWG