


GENERAL CONSTRUCTION NOTES:

1. THE CONTRACTOR SHALL PROVIDE AND MAINTAIN TRAFFIC CONTROL AS INDICATED IN THE ASSOCIATED PROJECT SPECIAL PROVISIONS.
2. CONSTRUCTION SHALL BE IN ACCORDANCE WITH THE CITY OF RIVERSIDE STANDARD DRAWINGS AND STANDARD SPECIFICATIONS FOR PUBLIC WORKS CONSTRUCTION, 2012 EDITION.
3. EXISTING UTILITIES SHOWN ON THIS PLAN ARE PLOTTED FROM UTILITY RECORDS. THE CONTRACTOR IS REQUIRED TO TAKE DUE PRECAUTIONARY MEASURES TO LOCATE AND PROTECT ALL UTILITIES WHETHER OR NOT SHOWN ON THIS PLAN.
4. CONFLICTING UTILITIES SHOWN WITHIN CONSTRUCTION AREA WILL BE RELOCATED PRIOR TO CONSTRUCTION.
5. ALL STREET PULL BOXES, AFFECTED BY CONSTRUCTION, SHALL BE ADJUSTED TO THE PROPOSED GRADE.
6. PRIME CONTRACTOR BIDDING THIS WORK SHALL HAVE A CLASS "A" OR "C-8" LICENSE.
7. THE SEAM BETWEEN PASSES OF THE AC OVERLAY SHALL COINCIDE, AS CLOSE AS POSSIBLE, TO THE LANE LINES.
8. COLD MILLING SHALL BE AS DESCRIBED ON THE PLANS AND SPECIAL PROVISIONS OR AS DIRECTED BY THE ENGINEER.
9. ANY DISTRESSED EXISTING PAVEMENT SHALL BE REMOVED AND REPLACED AS DIRECTED BY THE ENGINEER AFTER COLD-MILLING AND PRIOR TO PLACEMENT OF DGAC.
10. CONTRACTOR SHALL REMOVE ALL VEGETATION WITHIN ALL SIDEWALK PANELS WITHIN THE PROJECT LIMITS.
11. ALL EXISTING IMPROVEMENTS SHOWN HEREON SHALL BE PROTECTED IN PLACE UNLESS OTHERWISE NOTED.
12. EXISTING IRRIGATION SHALL BE PROTECTED OR MODIFIED AS NECESSARY TO CONSTRUCT NEW CONCRETE IMPROVEMENTS.
13. ALL FENCE POSTS SHALL BE PROTECTED OR MODIFIED AS NECESSARY IF POST FOUNDATION IS WITHIN A SIDEWALK PANEL THAT HAS BEEN CALLED OUT FOR REPLACEMENT.

RIVERSIDE



CALIFORNIA

PUBLIC WORKS DEPARTMENT

2015/2016 CDBG - WARD 2  
STREET IMPROVEMENTS FOR  
OTTAWA AVENUE FROM  
UNIVERSITY AVENUE TO TWELFTH STREET  
A HUD FUNDED PROJECT


CONSTRUCTION NOTES:

- REMOVE AND REPLACE IN KIND EXISTING FACILITY, NUMBERS ABOVE 100 IN A HEXAGON ON THE PLAN REFER TO THE RESPECTIVE STANDARD DRAWING AND SHALL BE CONSTRUCTED ACCORDINGLY. ANY NOTE SHOWN BELOW THE STANDARD DRAWING NUMBER INDICATES THE SPECIFIC TYPE, ACTION, OR MODIFICATION TO BE CONSTRUCTED. WHERE NO MODIFICATION OR TYPE IS INDICATED, THE DIMENSIONS OF NEW FACILITY SHALL BE MODIFIED AS NECESSARY, EXCLUDING ADA REQUIREMENTS, TO MATCH EXISTING FACILITY REMOVED.
- PIP: PROTECT IN PLACE EXISTING FACILITY. DESCRIPTION (--) PER PLAN. PB=PULLBOX, CB=CATCH BASIN, MH=MANHOLE, GV=GATE VALVE.
- ADJ: ADJUST TO GRADE, DESCRIPTION PER PLAN. (MH) SEWER OR STORM DRAIN. (GV) GATE VALVE. (ETS) ELECTRIC TEST STATION, (WM) WATER METER.
- CM1: PROVIDE VARIABLE DEPTH COLDMILLING TO TRANSITION FROM 0.12' AT GUTTER LIP/JOINT TO 0' DEPTH AT THE MILL WIDTH INDICATED. (XX) = WIDTH OF LINEAR COLD MILL AS INDICATED ON PLANS.
- CM2: COLD MILL EXISTING AC PAVEMENT AT A DEPTH OF 0.25'. OVERLAY WITH DGAC AT A DEPTH OF 0.25'
- REM: REMOVE EXISTING AC PAVEMENT DOWN TO NATIVE SOIL. REMOVAL OF NATIVE OR IMPORTING AND GRADING MAY BE NECESSARY TO ACHIEVE 90% COMPACTION AND THE DESIRED PAVEMENT SECTION.
- S1: PAVE WITH DGAC AT A DEPTH OF 5" OVER COMPACTED NATIVE.
- OL: OVERLAY AREA WITH DGAC AT A DEPTH PER PLAN.
- 304: REMOVE AND REPLACE PCC PEDESTRIAN RAMP PER CITY STANDARD 304, MODIFIED PER PLAN.
  - M1 = INSTALL TYPE 1 RAMP WITH RETAINING CURBS
  - M2 = INSTALL TYPE 1 RAMP WITH RETAINING CURB AT BACK OF SIDEWALK AS NECESSARY
- 325: REMOVE AND REPLACE PCC SIDEWALK PER CITY STANDARD 325, MODIFY AS NOTED.
  - M1 = THICKNESS SHALL BE 6"

EXISTING TOPOGRAPHY:

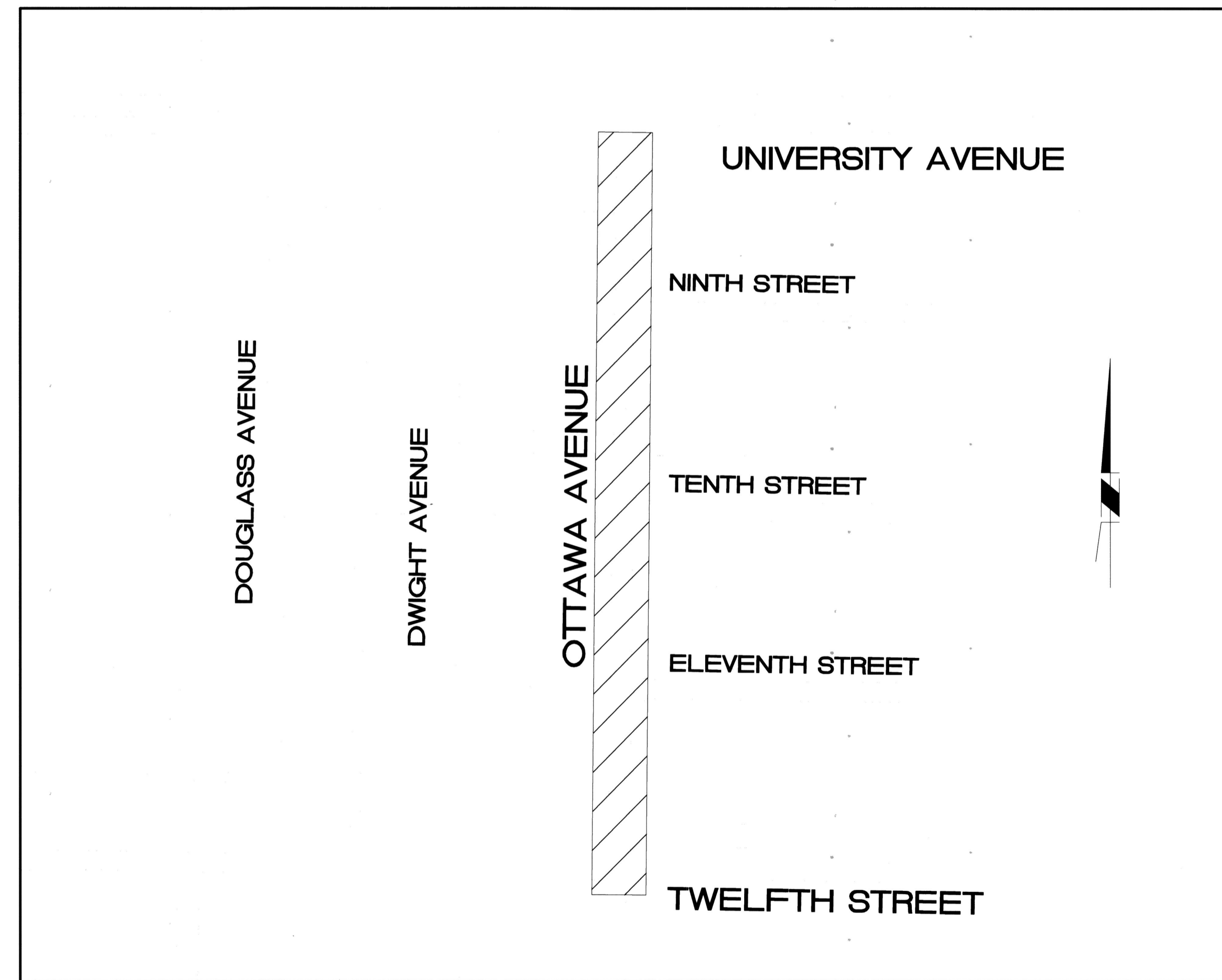
- SANITARY SEWER M.H. GATE VALVE
- STORM DRAIN M.H. ELECTRICAL TEST STATION (GAS)
- ELECTRIC M.H. FIRE HYDRANT
- WATER M.H. WATER METER

LEGEND:



SHEET INDEX: STREET IMPROVEMENTS

| SHEET NO. | DESCRIPTION                                |
|-----------|--|
| 1         | TITLE SHEET                                |
| 2         | MAINTENANCE PLAN AND SIGNING/STRIPING PLAN |



LOCATION MAP

NTS

TRAFFIC SIGNAL GENERAL NOTES:

1. ALL ITEMS FURNISHED AND ALL WORK TO BE DONE SHALL CONFORM TO THE REQUIREMENTS OF: THE STATE OF CALIFORNIA, DEPARTMENT OF TRANSPORTATION (CALTRANS) STANDARD PLANS AND SPECIFICATIONS, DATED 2006; THE CALIFORNIA MANUAL ON UNIFORM TRAFFIC CONTROL DEVICES ADOPTED 2014; AND THE SPECIAL PROVISIONS.
2. THE CONTRACTOR SHALL OBTAIN ALL NECESSARY PERMITS TO NOTIFY ALL AFFECTED AGENCIES AND THE RIVERSIDE UTILITY COMPANIES A MINIMUM OF 48 HOURS PRIOR TO START OF CONSTRUCTION.
3. UNLESS SHOWN OTHERWISE, INDUCTIVE LOOPS SHALL BE MODIFIED TYPE "D" & TYPE "E" WITH 10', 15' AND 30' SPACING IN THE DIRECTION OF TRAVEL. NECESSARY STRIPING SHALL BE LOCATED PRIOR TO POSITIONING LOOPS. LOOPS SHALL BE SEALED WITH HOT MELT SEALANT. SEE DETAIL.
4. UNDERGROUND SIGNAL CONDUCTORS SHALL NOT BE SPLICED.
5. THE CONTRACTOR SHALL VERIFY WITH THE ENGINEER THE PRECISE FIELD LOCATIONS OF ALL TRAFFIC SIGNAL EQUIPMENT PRIOR TO THE INSTALLATION.
6. SALVAGED TRAFFIC SIGNAL EQUIPMENT SHALL BE DELIVERED TO THE CITY OF RIVERSIDE TRAFFIC SIGNAL MAINTENANCE YARD.
7. DAMAGED SIDEWALK CONCRETE SHALL BE REPLACED PER CITY OF RIVERSIDE STANDARD.
8. THE CONTRACTOR SHALL REMOVE ALL UNUSED PULL BOXES AND RE-PAVE SURROUNDING AREA TO MATCH EXISTING OR PROPOSED GRADE. ALL UNUSED CONDUIT SHALL BE ABANDONED AND CAPPED ONCE UNUSED CONDUCTORS ARE REMOVED.
9. IT SHALL BE THE RESPONSIBILITY OF THE CONTRACTOR TO FURNISH AND INSTALL ANY ADDITIONAL LOAD SWITCHES AND/OR DETECTOR CARDS, IF NECESSARY, FOR THE PROPOSED OPERATION.

SIGNING/STRIPING GENERAL NOTES:

1. SIGNING AND STRIPING INSTALLATIONS SHALL CONFORM TO THE 2014 CALIFORNIA MANUAL ON UNIFORM TRAFFIC CONTROL DEVICES (CA MUTCD), THE STATE OF CALIFORNIA DEPARTMENT OF TRANSPORTATION (CALTRANS) STANDARD PLANS AND SPECIFICATIONS DATED 2010, AND ALL ADDENDUMS THERETO, AND THE CITY OF RIVERSIDE PUBLIC WORKS DEPARTMENT STANDARD DRAWINGS, CURRENT EDITION.
2. ALL STRIPING, MARKINGS, AND LEGENDS SHALL BE REFLECTORIZED THERMOPLASTIC UNLESS OTHERWISE NOTED. THE CONTRACTOR SHALL PROVIDE AND INSTALL RAISED PAVEMENT MARKERS FOR ALL STRIPING, STRIPING, MARKINGS AND LEGENDS SHALL CONFORM TO THE LATEST CALTRANS STANDARD PLANS A20A THRU A20D AND A24A THRU A24E.
3. PRIOR TO FINAL ACCEPTANCE OF STREET IMPROVEMENTS, ALL PAVEMENT STRIPING AND STENCILING WITHIN THE PERIMETER OF THE CONSTRUCTION AREA SHALL BE RESTORED TO LIKE NEW CONDITION, IN A MANNER MEETING THE APPROVAL OF THE CITY OF RIVERSIDE.
4. THE CONTRACTOR SHALL RE-STRIP EXISTING STRIPING AND CURB MARKINGS OBLITERATED BY NEW CONSTRUCTION, WHETHER OR NOT SHOWN ON THE PLANS FOR REPLACEMENT, AT NO COST TO THE CITY.
5. AT LOCATIONS WHERE EXISTING PAINTED CURB IS TO BE RECONSTRUCTED, THE CONTRACTOR SHALL PAINT THE NEW CURB AS SHOWN ON THE PLANS WITHIN 10 WORKING DAYS OF CURB CONSTRUCTION OR AS DIRECTED BY ENGINEER. THE PAINT SHALL BE WATER-BASED WITH 2-YEAR GUARANTEE AGAINST COLOR FADING. PRIOR TO THE START OF CONSTRUCTION, THE CONTRACTOR SHALL SUBMIT TO THE CITY WRITTEN PROOF OF THE MANUFACTURER'S 2-YEAR GUARANTEE.
6. ALL NEW STRIPING SHALL BE "CAT TRACKED" AND APPROVED BY THE ENGINEER PRIOR TO FINAL INSTALLATION. THE CONTRACTOR SHALL NOTIFY THE ENGINEER AFTER COMPLETING LAYOUT AND AT LEAST 3 WORKING DAYS BEFORE COMMENCING INSTALLATION OF STRIPING, MARKINGS AND MARKERS.
7. TRAFFIC SIGN FACE SHALL BE 3M DIAMOND GRADE DG3 REFLECTIVE SHEETING (ASTM XI) OR APPROVED EQUAL WITH PROTECTIVE GRAFFITI OVERLAY FILM OR AS OTHERWISE NOTED.
8. SIGNS SHALL BE STANDARD SIZE UNLESS NOTED OTHERWISE. PRIOR TO INSTALLATION, NEW SIGNS SHALL BE APPROVED BY THE CITY OF RIVERSIDE. EXACT LOCATIONS OF SIGNS SHALL BE DETERMINED BY THE CITY ENGINEER.
9. ALL EXISTING SIGNS AND POSTS TO BE REMOVED SHALL BE DELIVERED TO THE CITY OF RIVERSIDE SIGN DEPARTMENT.
10. STRIPING SHALL BE APPLIED WITHIN 48 HOURS OF SURFACE COURSE REPLACEMENT ON STREETS OPEN TO THE PUBLIC. IN NO CASE SHALL A NEWLY PAVED STREET OPEN TO THE PUBLIC BE LEFT UNSTRIPED OVER A WEEKEND OR HOLIDAY.
11. CONTRACTOR SHALL INSTALL NEW SIGN(S) AND/OR POST(S) PER CITY OF RIVERSIDE STANDARD DRAWING No. 664, SEE SPECIFICATIONS.
12. CONTRACTOR SHALL INSTALL NEW STREET NAME SIGNS AND POST PER CITY OF RIVERSIDE STANDARD DRAWING No. 662, SEE SPECIFICATIONS.
13. ALL CONFLICTING STRIPING, PAVEMENT MARKINGS, LEGENDS, AND RAISED PAVEMENT MARKERS SHALL BE REMOVED EVEN IF NOT SHOWN ON PLANS. REMOVALS OF PAINTED STRIPING, PAVEMENT MARKINGS AND LEGENDS SHALL BE DONE BY WET SANDBLASTING. REMOVALS OF THERMOPLASTIC STRIPING, PAVEMENT MARKINGS AND LEGENDS SHALL BE REMOVED BY WET SANDBLASTING, GRINDING OR OTHER APPROVED METHOD AND SHALL NOT DAMAGE THE PAVEMENT. "BLACK OUT" OF EXISTING DELINEATION IS NOT PERMITTED. ALL DAMAGED PAVEMENT DUE TO REMOVALS SHALL BE REPAIRED AS NECESSARY TO MAINTAIN A SMOOTH AND UNIFORM SURFACE OR AS DIRECTED BY THE ENGINEER. ALL STRIPING REMOVALS AND LEGENDS SHALL BE "FOG SEALED".

|  |   |  |   |  |   |
|--|---|--|---|--|---|
|  | <b>ENGINEER IN RESPONSIBLE CHARGE</b><br>Deborah V. Anderson<br>R.C.E. No. 56408 EXPIRES: 6-30-17<br>DATE: 08/25/2016 |  | CITY OF RIVERSIDE, CALIFORNIA<br>DEPARTMENT OF PUBLIC WORKS | <b>STREET IMPROVEMENTS</b><br>2015/2016 CDBG - WARD 2<br>OTTAWA AVENUE FROM<br>TWELFTH STREET TO UNIVERSITY AVENUE | DESIGN WORK ORDER NO.: 1617321<br>CONSTR. WORK ORDER NO.: 1617322 |
|  | DESIGNED BY: EL DRAWN BY: DC CHECKED BY: DA   | APPROVED BY: [Signature]<br>CIVIL ENGINEER | APPROVED BY: [Signature]<br>CITY ENGINEER                   | DATE: 8/25/16  | DATE: 8/25/16   |



