PLATE 1 · PLAN · PROFILE. O.P.R.&R.E. STANDARD
KEUFFEL & ESSER CO., NEW YORK.
K & E CO. NO. 347-1R MADE IN U.S.A.



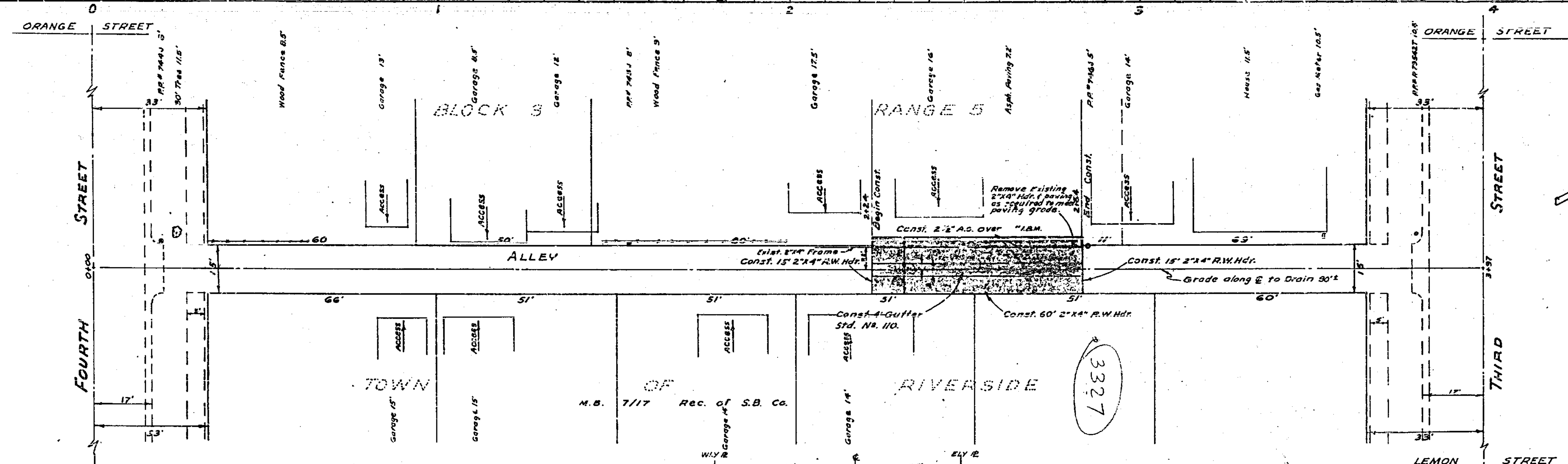

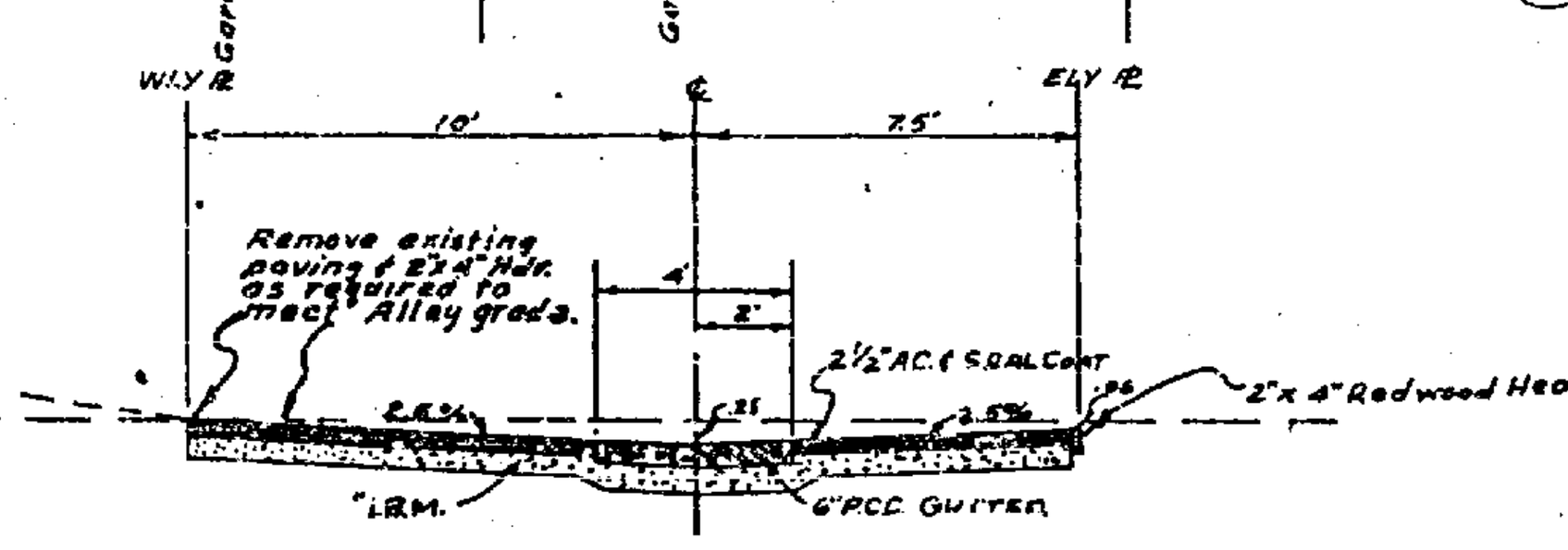

TYPICAL SECTION
ALLEY
NO SCALE

NOTE
CONST. PER C/R STD. DWG. No. 110.

GENERAL NOTES

1. It shall be the responsibility of the Contractor to clear the right of way in accordance with the provisions of law as it affects each utility including irrigation lines and appurtenances and at no cost to City.
2. Construction shall be in accordance with the City of Riverside Department of Public Works Specifications No. 461 and Standard Drawings.
3. The City of Riverside will take a soil test to determine the requirement on Imported Base Material after the Alley has been prepared to rough grade.

QUANTITY ESTIMATE

4' CONCRETE GUTTER	60	L.F.
2½" A.C. & SEAL COAT	810	S.F.
IMPORTED BASE MATERIAL		C.Y.
2" x 4" REDWOOD HEADER	90	L.F.

REVISION		
MARK	DATE	DESCRIPTION

ALBERT A. WEBB ASSOCIATES
CIVIL ENGINEERS - RIVERSIDE, CALIFORNIA
APPROVED [signature] R.E. 9876 DATE 6/25/62

CITY OF RIVERSIDE, CALIFORNIA
DEPARTMENT OF PUBLIC WORKS

ALLEY
from Fourth St. to Third St.
between Orange St. and Lemon St.

ZONING CASE R-46-590

DATE June 1962	SCALE 1" = 20'
DRAWN B.E.L.	W.O. 62-110
CHECKED [signature]	F.B. 470/29-32

APPROVED BY [signature] DIRECTOR OF PUBLIC WORKS
DATE 8-8-62
NO. R-623
SHEET 1 OF 1

DWG. No. 62-110-A

PROFILE — NOTE BOOK No. — SURVEYED — PLOTTED — GRADES CHECKED — B.M.S NOTED — STRUCTURE NOTATIONS CH'KD — BY — DATE

PLAN — NOTE BOOK No. — SURVEYED — PLOTTED — ALIGNMENT CHECKED — RT. OF WAY CHECKED — BY — DATE