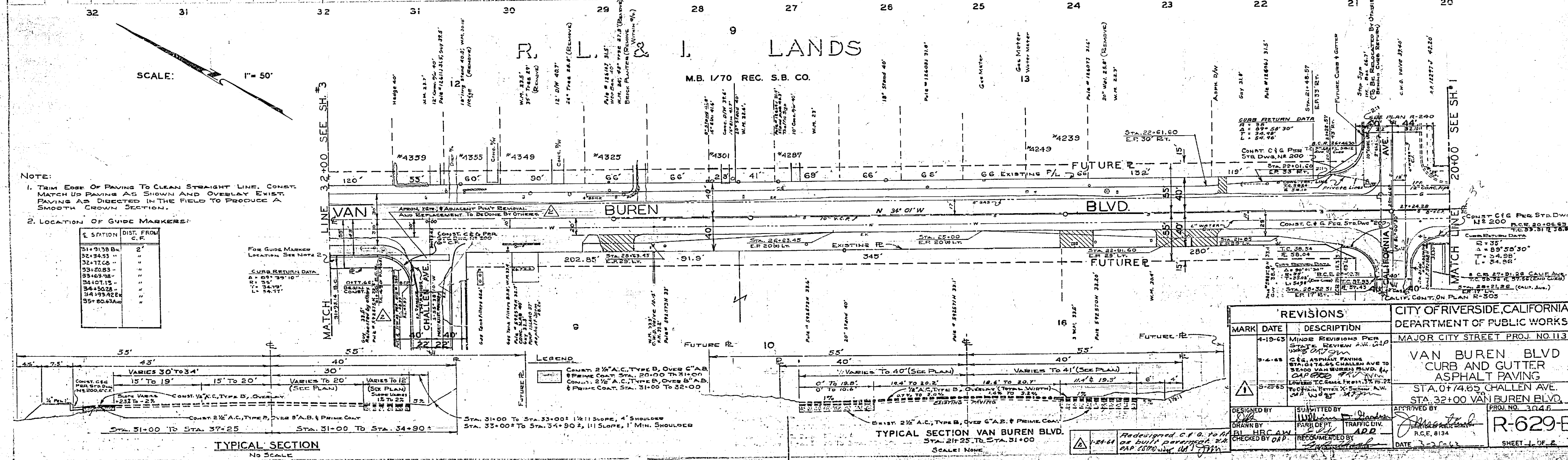


B.M. 759.64 SE CORNER CALIF. & VAN BUREN S & LEAD.  
 F.B.D-2/25-30  
 F.B.659/21-23, 636/59-70, 643/28-30  
 SCALE: HOR. : 1"=50'  
 VERT. : 1"=5'

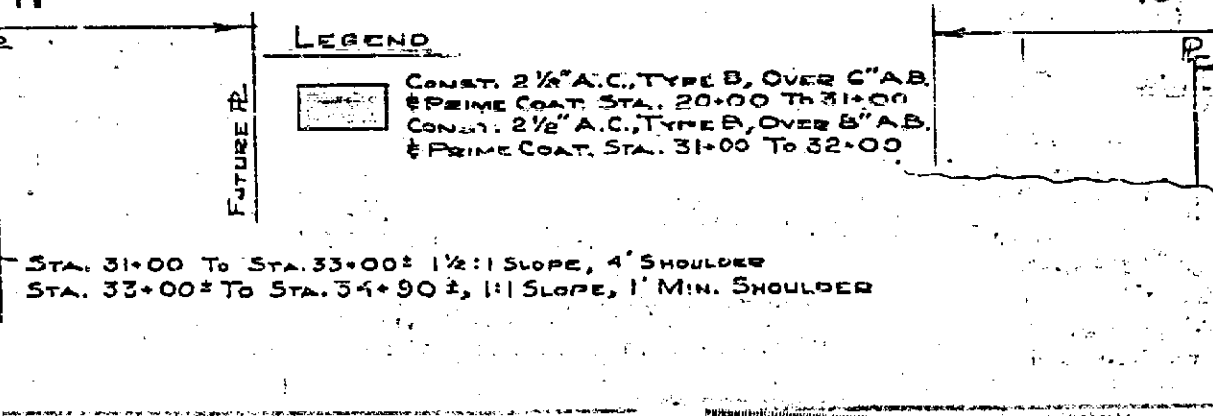
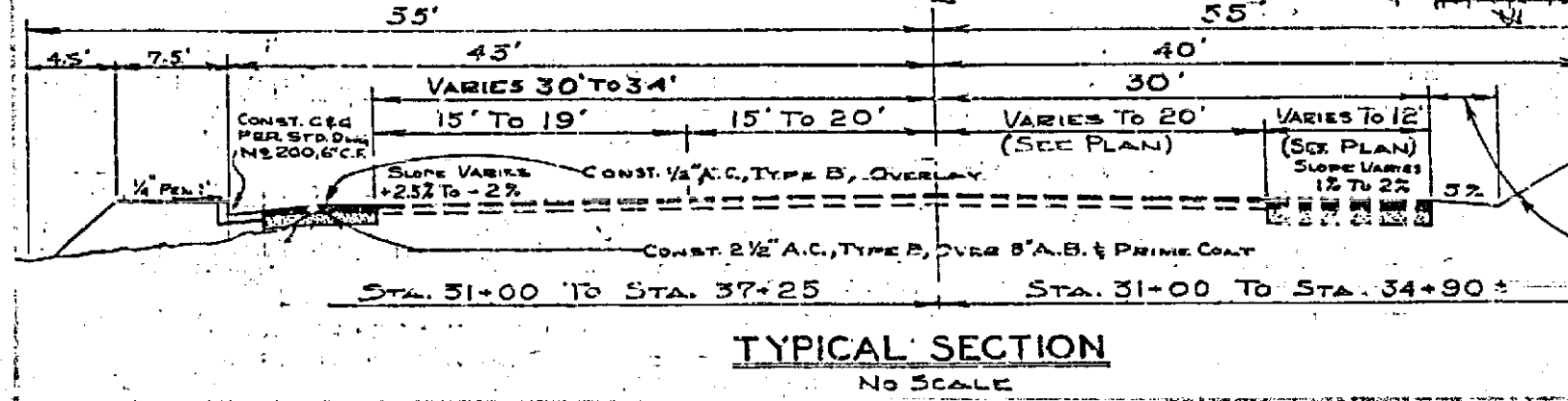


NOTE:  
 1. TRIM EDGE OF PAVING TO CLEAN STRAIGHT LINE. CONST. MATCH UP PAVING AS SHOWN AND OVERLAY EXIST. PAVING AS DIRECTED IN THE FIELD TO PRODUCE A SMOOTH CROWN SECTION.  
 2. LOCATION OF GUIDE MARKERS:

| STATION  | DIST. FROM C.P. |
|----------|-----------------|
| 31+91.38 | 2'              |
| 32+34.53 | "               |
| 32+77.68 | "               |
| 33+20.83 | "               |
| 33+63.98 | "               |
| 34+07.13 | "               |
| 34+50.28 | "               |
| 34+93.43 | "               |
| 35+36.58 | "               |

CURB RETURN DATA

|   |       |       |
|---|-------|-------|
| A | 0.01  | 37.10 |
| R | 1.31  | "     |
| L | 3.47  | "     |
| T | 34.77 | "     |



| REVISIONS   |  | CITY OF RIVERSIDE, CALIFORNIA<br>DEPARTMENT OF PUBLIC WORKS<br>MAJOR CITY STREET PROJ. NO. 113                             |
|-------------|--|--|
| MARK        | DATE   |  |
| 4-19-65     | MINOR REVISIONS PER STATE REVIEW A.M. 2/10                       | <b>VAN BUREN BLVD<br/>CURB AND GUTTER<br/>ASPHALT PAVING</b><br>STA. 07+74.65 CHALLENGE AVE.<br>STA. 32+00 VAN BUREN BLVD. |
| 9-4-65      | C.G. ASPHALT PAVING REVISIONS PER STATE REVIEW A.M. 2/10         |  |
| 9-25-65     | LOWERED CURB FROM 1.5' TO 1.0' TO OBTAIN BETTER X-CURB A.M. 2/10 |  |
| DESIGNED BY | SUBMITTED BY   | APPROVED BY  |
| DRAWN BY    | TRAFFIC DIV.   |  |
| CHECKED BY  | RECOMMENDED BY   | DATE   |

