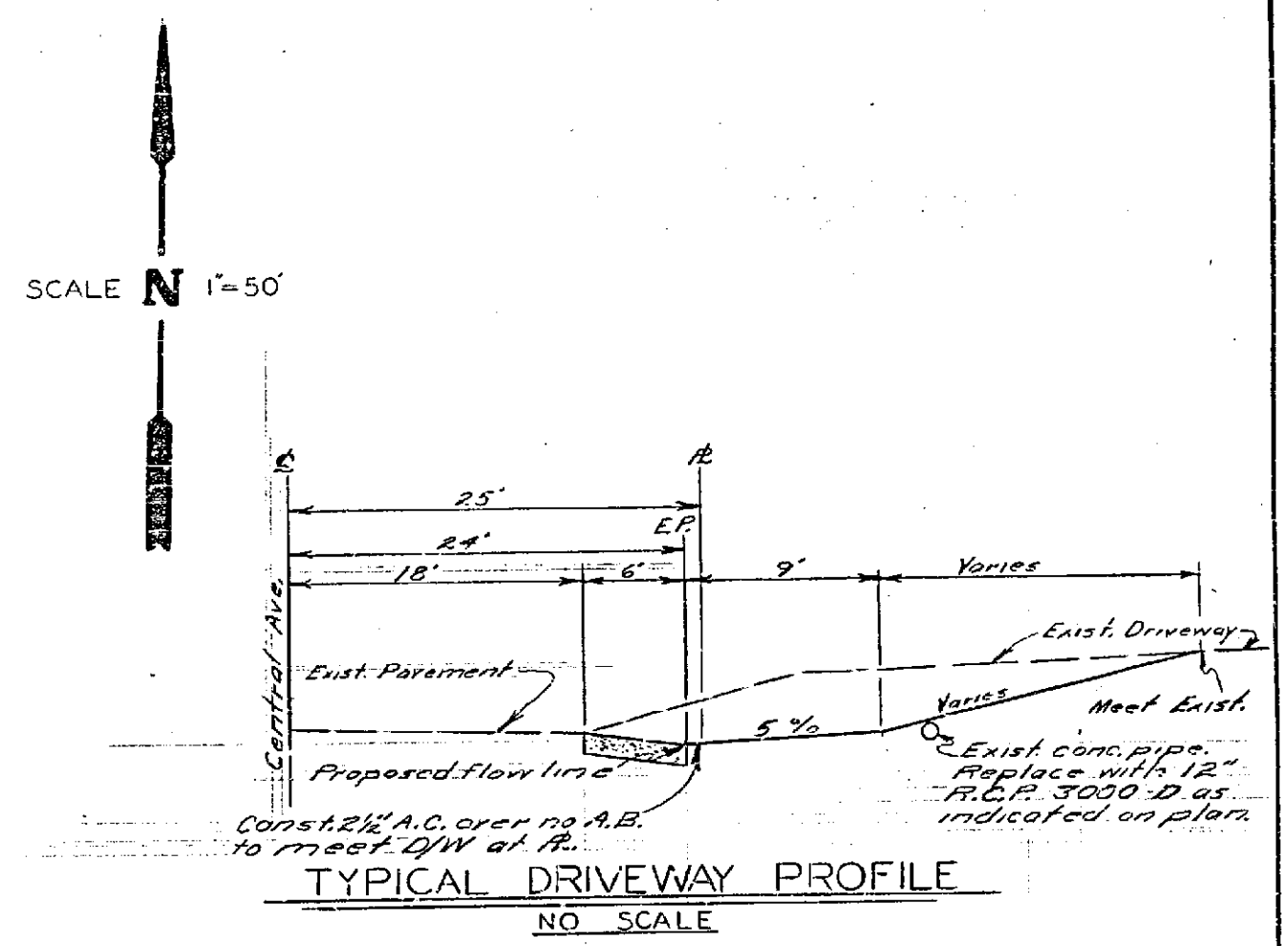
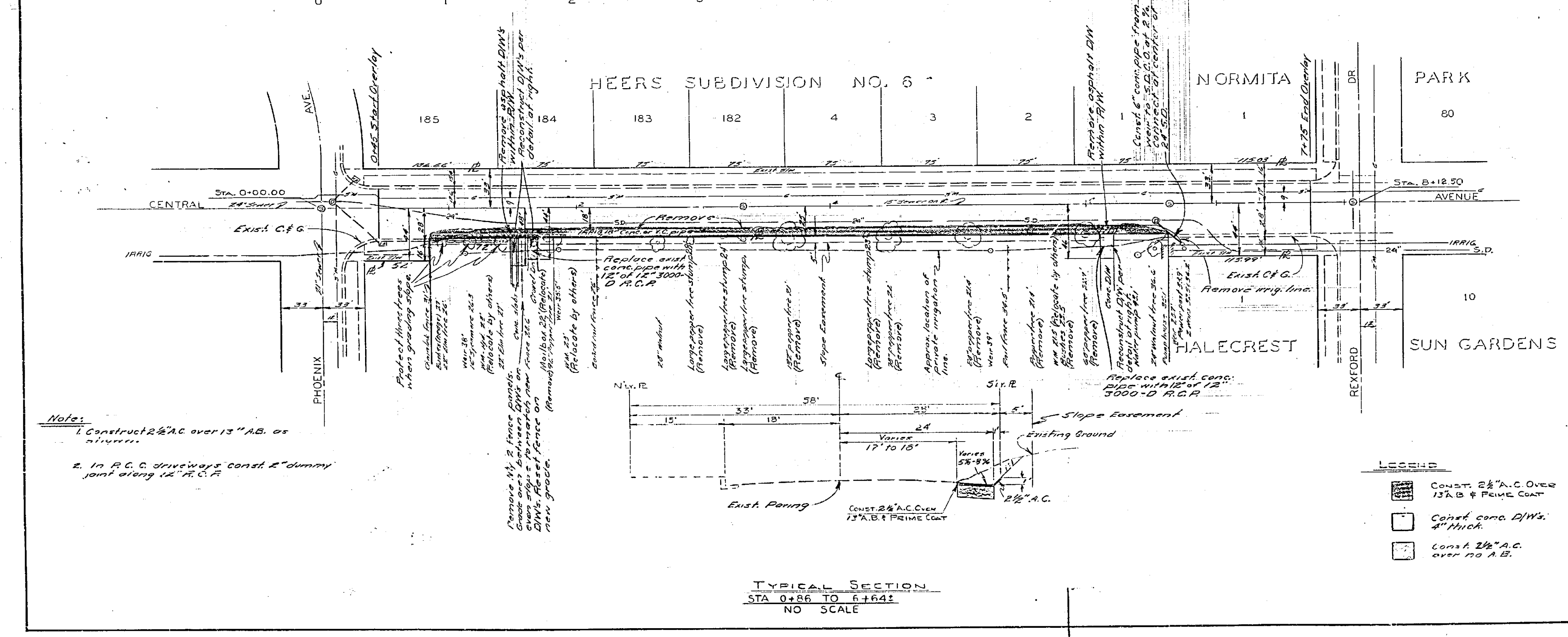
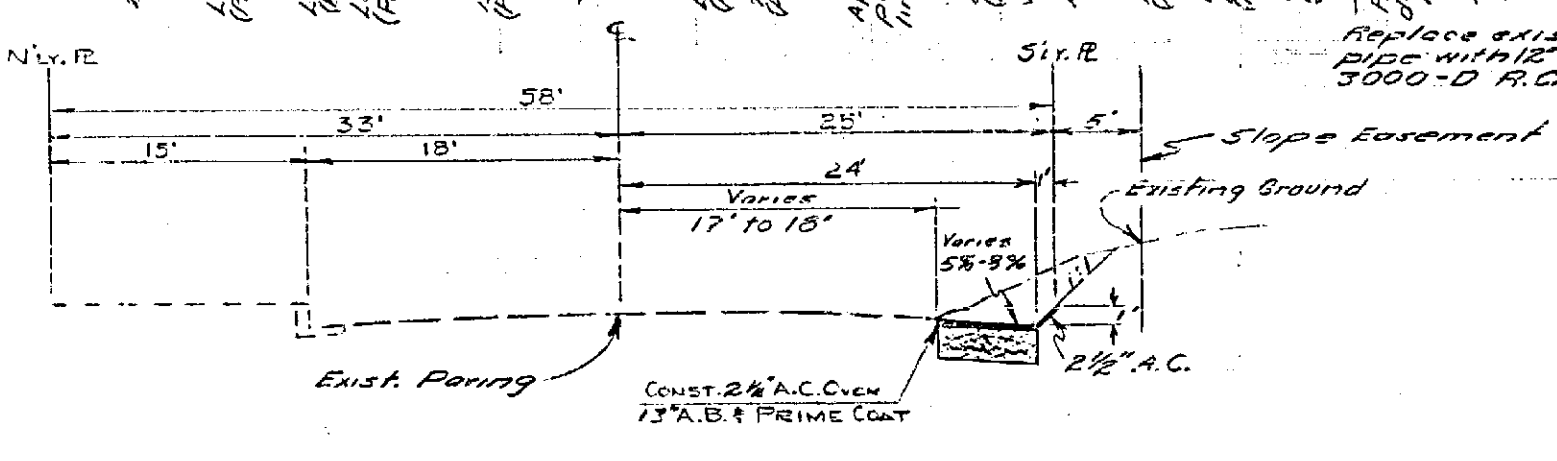


Dim. 7.75-34.5 ft. over road
 Central 11' W. of R.
 Phase 1
 P.B. P2 60-66
 Scale: Horiz. 1"=50'
 Vert. 1"=5'



Notes:
 1. Construct 2 1/2" A.C. over 13" A.B. as shown.
 2. In R.C.C. driveways const. 2" dummy joint along 12" R.C.C.



- LEGEND
- Const. 2 1/2" A.C. Over 13" A.B. & Prime Coat
 - Const. conc. D.W.s. 4" thick
 - Const. 2 1/2" A.C. over 10" A.B.

TYPICAL SECTION
 STA 0+66 TO 6+64
 NO SCALE

REVISIONS			CITY OF RIVERSIDE, CALIFORNIA DEPARTMENT OF PUBLIC WORKS	
MARK	DATE	DESCRIPTION		
			STREETER AVENUE & CENTRAL AVENUE	
			PHOENIX AVE TO REXFORD DR	
DESIGNED BY	DATE	SUBMITTED BY	APPROVED BY	PROJ. NO. 3064
DRAWN BY		TRAFFIC DIV.		R-731
CHECKED BY		RECOMMENDED BY	DATE 5-18-64	SHEET 1 OF 1

PROFILE

NO.	
DATE	
BY	
CHECKED BY	
APPROVED BY	

PLAN

NO.	
DATE	
BY	
CHECKED BY	
APPROVED BY	