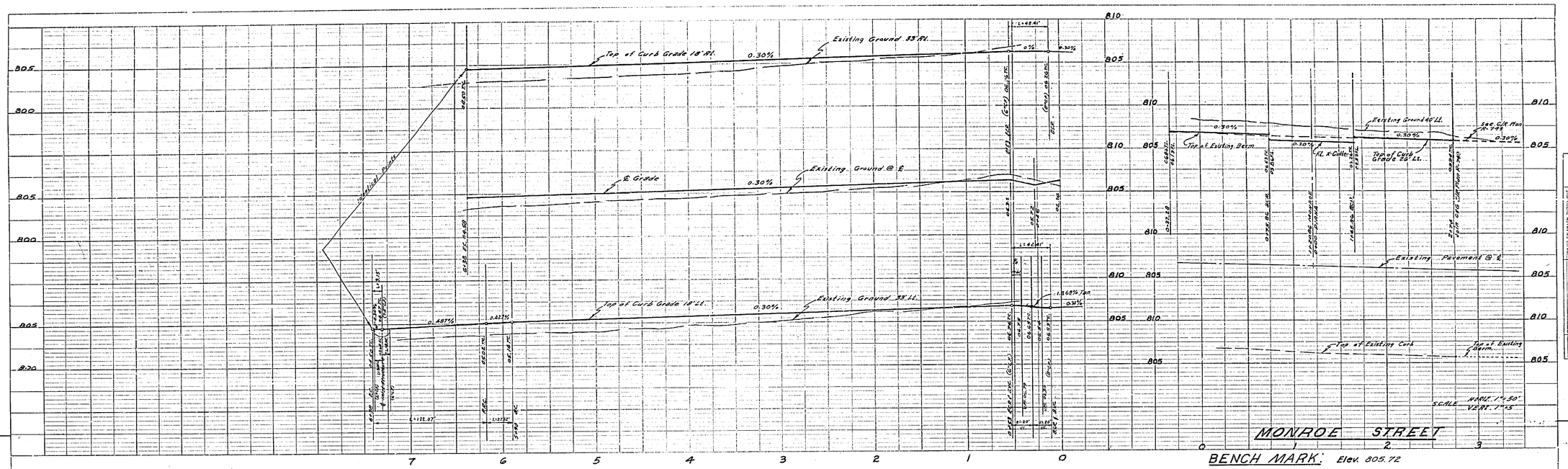

BENCH MARK: Elev. 805.72

Top Brass Cap Mon. in well Intersection Diana & Monroe.

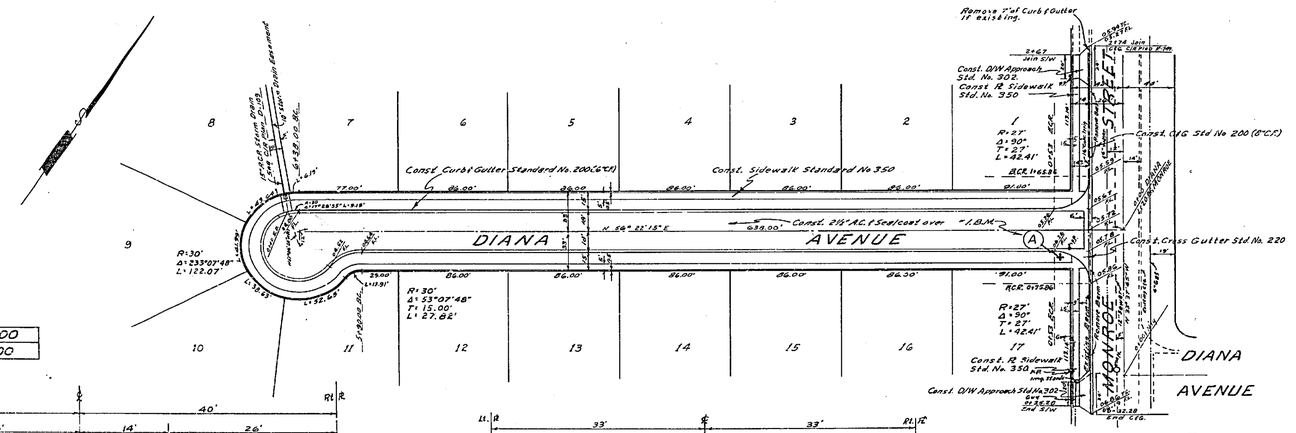

STREET NAME SIGN SCHEDULE

A	MONROE STREET 3400
	DIANA AVENUE 8700

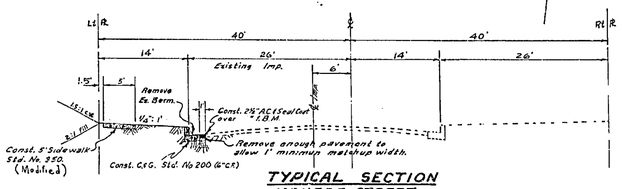

TYPICAL SECTION
MONROE STREET
No Scale

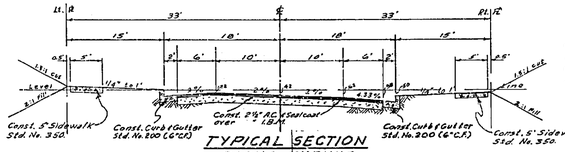

TYPICAL SECTION
DIANA AVENUE
No Scale

QUANTITY ESTIMATE

Curb & Gutter Standard No. 200 (6" C.F.)	1,573	L.F.
2½" A.C. & Seal coat	21,175	S.F.
Cross Gutter & Aprons Standard No. 220	552	S.F.
R Sidewalk Standard No. 350	7,941	S.F.
6" Imported Base Material		C.Y.
Berm Removal	306	L.F.
Driveway Approach Standard No. 302	2	Ea
16" Double wall Irrig. pipe	158±	L.F.

GENERAL NOTES:

1. It shall be the responsibility of the contractor to clear the right of way in accordance with the provisions of law as it affects each utility including irrigation lines and appurtenances and at no cost to the City.
2. Construction shall be in accordance with the City of Riverside, Department of Public Works, Specifications No. 461 and Standard Drawings.
3. Prime coat, seal coat, and paint binder are required.
4. Grading will require a permit under Ordinance 3093 for a cut or fill exceeding 100 cubic yards, or a fill over one foot in depth.
5. The City of Riverside will take a soil test to determine the requirement on imported base material after Diana Avenue has been prepared to rough grade. Contractor is to notify City of Riverside when rough grading is accomplished.
6. Contractor shall not place rock larger than 6" within 5' of proposed sewer as on City of Riverside Plan No. S-455.
7. Street name sign and post to be furnished and installed as per City Std. Dwg. No. 662.
8. Trim edge of existing pavement, where new paving joins existing paving as shown and overlay paving as directed in the field to produce a smooth crown section.
9. Replace irrigation line under driveway approaches and under Diana Ave. with 16" double wall pipe. (158±)

Genl. Sup. & Chief Engineer, Water Dept.
APPROVED Howard L. Creson DATE 2/7/64

ALBERT A. WEBB ASSOCIATES
CIVIL ENGINEERS - RIVERSIDE, CALIFORNIA
APPROVED Ernest N. Webb DATE 12/17/63
R.E. 9876

REVISION		
MARK	DATE	DESCRIPTION

CITY OF RIVERSIDE, CALIFORNIA
DEPARTMENT OF PUBLIC WORKS

STREET PLAN & PROFILE
DIANA AVENUE
TRACT No. 2825

DATE Dec. 1963	SCALE 1" = 50'	APPROVED BY [signature] DIRECTOR OF PUBLIC WORKS	NO. R-776
DRAWN B.EL.	W.O. 63-351	DATE 2-18-64	SHEET 1 OF 1
CHECKED [signature]	F.B. 489		

Dwg. No. 63-351-A

PROFILE
SURVEYED
PLOTTED
NOTE BOOK
CHECKED
B. M. SHOWN
STRUCTURE NOTATIONS CHKD.
NO.
BY
DATE

PLAN
SURVEYED
PLOTTED
NOTE BOOK
ALIGNMENT CHECKED
NO.
RT. OF WAY CHECKED
BY
DATE