

SIGNING AND STRIPING GENERAL NOTES:

- SIGNING AND STRIPING INSTALLATIONS SHALL CONFORM TO THE CALIFORNIA MANUAL ON UNIFORM TRAFFIC CONTROL DEVICES (CA MUTCD), THE STATE OF CALIFORNIA DEPARTMENT OF TRANSPORTATION (CALTRANS) STANDARD PLANS AND SPECIFICATIONS DATED MAY 2006, AND ALL ADDENDUMS THERETO, AND THE CITY OF RIVERSIDE PUBLIC WORKS DEPARTMENT STANDARD DRAWINGS, CURRENT EDITION.
- ALL STRIPING, MARKINGS, AND LEGENDS SHALL BE REFLECTORIZED THERMOPLASTIC UNLESS OTHERWISE NOTED. THE CONTRACTOR SHALL PROVIDE AND INSTALL RAISED PAVEMENT MARKERS FOR ALL STRIPING. STRIPING, MARKINGS AND LEGENDS SHALL CONFORM TO THE LATEST CALTRANS STANDARD PLANS A20A THRU A20D AND A24A THRU A24E.
- PRIOR TO FINAL ACCEPTANCE OF STREET IMPROVEMENTS, ALL PAVEMENT STRIPING AND STENCILING WITHIN THE PERIMETER OF THE CONSTRUCTION AREA SHALL BE RESTORED TO LIKE NEW CONDITION, IN A MANNER MEETING THE APPROVAL OF THE CITY OF RIVERSIDE.
- ALL NEW STRIPING SHALL BE "CAT TRACKED" AND APPROVED BY THE ENGINEER PRIOR TO FINAL INSTALLATION. THE CONTRACTOR SHALL NOTIFY THE ENGINEER AFTER COMPLETING LAYOUT AND AT LEAST 3 WORKING DAYS BEFORE COMMENCING INSTALLATION OF STRIPING, MARKINGS AND MARKERS.
- TRAFFIC SIGN FACE REFLECTIVE SHEETING SHALL BE 3M "ASTM TYPE 11" OR APPROVED EQUAL WITH PROTECTIVE GRAFFITI OVERLAY FILM OR AS OTHERWISE NOTED. ALL WARNING SIGNS SHALL HAVE A FLUORESCENT YELLOW BACKGROUND AND SCHOOL SIGNS NOTED SHALL HAVE A FLUORESCENT YELLOW-GREEN BACKGROUND.
- SIGNS SHALL BE STANDARD SIZE UNLESS NOTED OTHERWISE. PRIOR TO INSTALLATION, NEW SIGNS SHALL BE APPROVED BY THE CITY OF RIVERSIDE. EXACT LOCATIONS OF SIGNS SHALL BE DETERMINED BY THE CITY ENGINEER.
- CONTRACTOR SHALL INSTALL NEW SIGN(S) AND/OR POST(S) PER CITY OF RIVERSIDE STANDARD DRAWING No. 666.
- ALL CONFLICTING STRIPING, PAVEMENT MARKINGS, LEGENDS, AND RAISED PAVEMENT MARKERS SHALL BE REMOVED EVEN IF NOT SHOWN ON PLANS. REMOVALS OF STRIPING, PAVEMENT MARKINGS AND LEGENDS SHALL BE DONE BY WET SAND BLASTING. REMOVALS BY GRINDING METHOD SHALL ONLY BE USED WHEN DIRECTED BY THE ENGINEER. BLACK OUT IS NOT PERMITTED. ALL DAMAGED PAVEMENT DUE TO REMOVALS SHALL BE REPAIRED AS NECESSARY TO MAINTAIN A SMOOTH AND UNIFORM SURFACE OR AS DIRECTED BY THE ENGINEER.

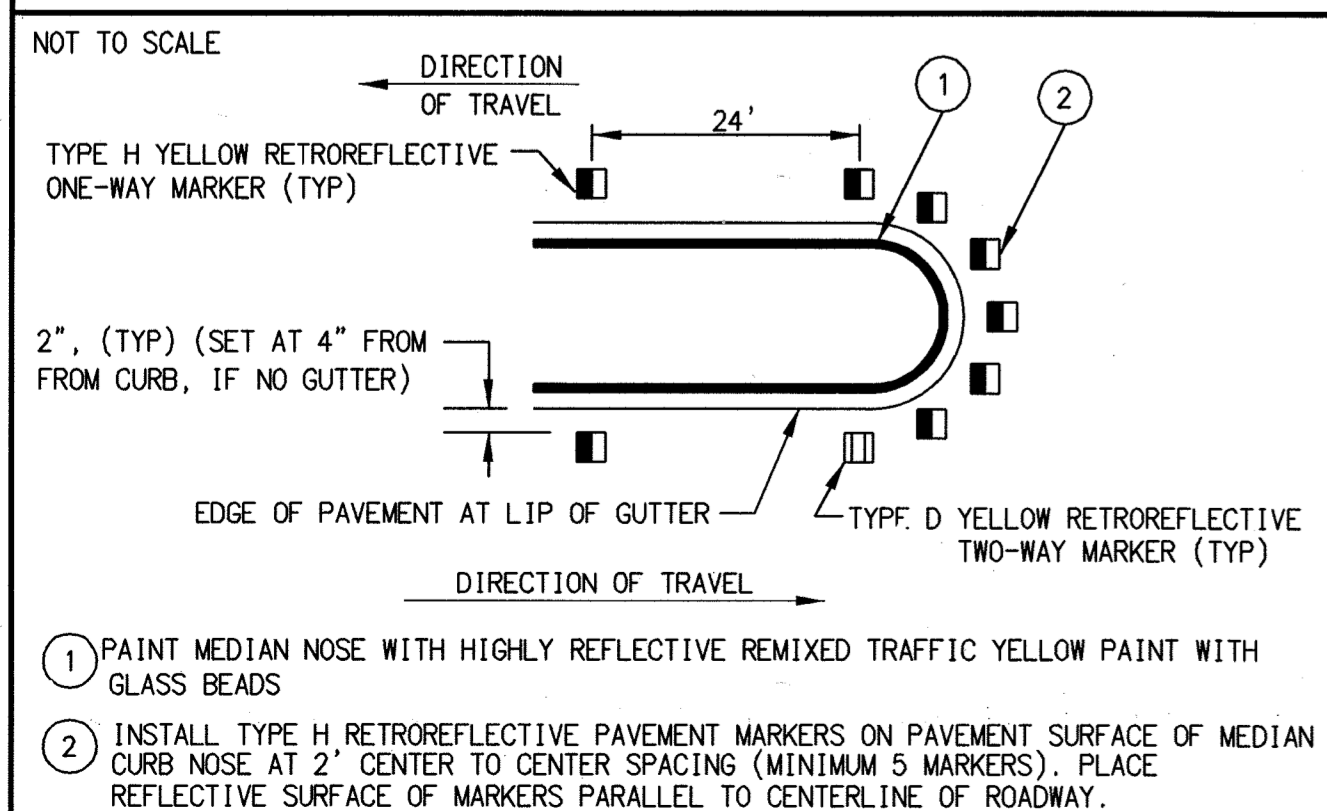
SIGNING AND STRIPING LEGEND:

- E EXISTING TO REMAIN.
- PM INSTALL PAVEMENT MARKING OR ARROW AS NOTED.
- RP REMOVE ALL EXISTING CONFLICTING TRAFFIC STRIPING AND MARKINGS AS NOTED, INCLUDING RAISED PAVEMENT MARKERS.
- IS FURNISH AND INSTALL SIGN(S) AND POST (IF APPLICABLE)
- # INSTALL CALTRANS STRIPING DETAIL PER NUMBER NOTED, INCLUDING INSTALLATION OF RAISED PAVEMENT MARKERS.
- + PROPOSED SIGN (ONE POST)
- (12')
- 12'

RAISED MEDIAN LEGEND:

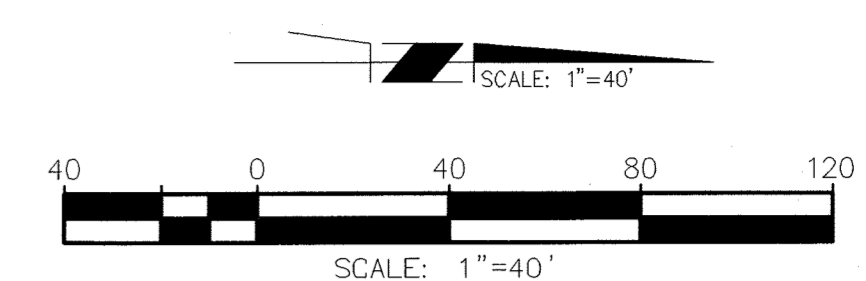
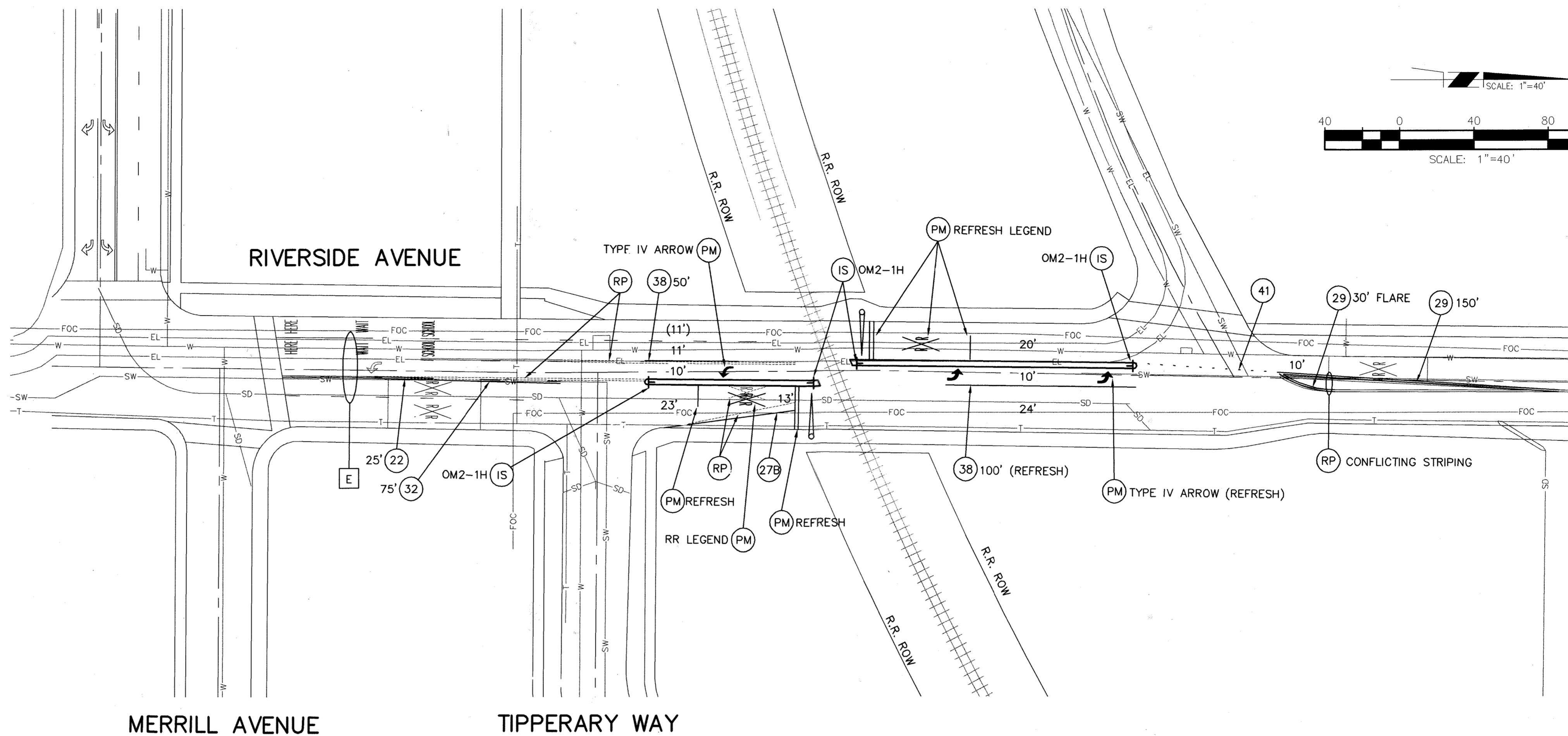
- 1 CONSTRUCT 2.5" THICK STAMPED CONCRETE. PATTERN TO BE 1' X 1' SQUARES.
- 2 CONTRACTOR SHALL REMOVE AT MINIMUM 12" OF AC AROUND THE PERIMETER OF THE RAISED MEDIAN. CONTRACTOR SHALL REPLACE AND COMPACT AC.
- 200
II-M RAISED MEDIAN CURB HEIGHT SHALL BE 8" ABOVE EXISTING AC PAVEMENT. CONSTRUCT PER CITY OF RIVERSIDE STANDARD DRAWING 200, TYPE II.

MEDIAN NOSE DETAIL - DETAIL "C"



MERRILL AVENUE

ELIZABETH STREET

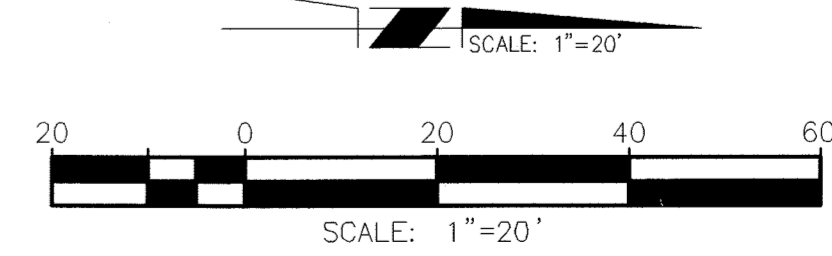
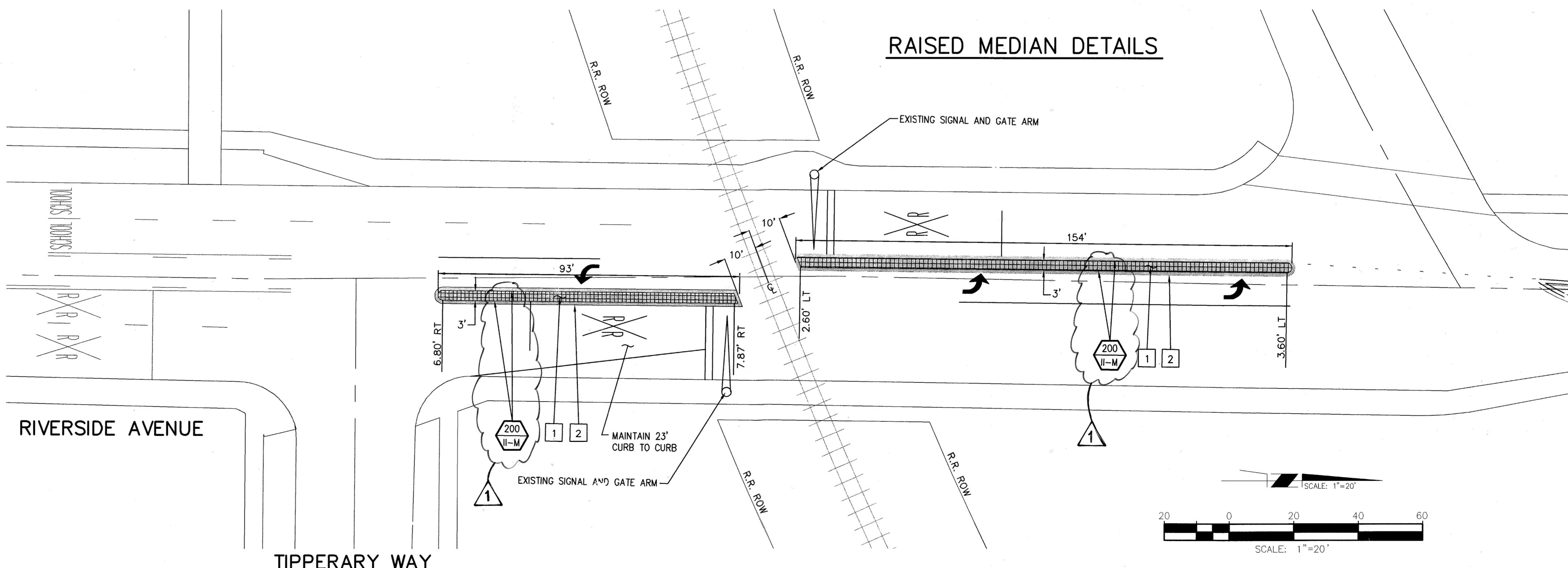


MERRILL AVENUE

TIPPERARY WAY

ELIZABETH STREET

RAISED MEDIAN DETAILS



Under Ground Service Alert of Southern California
Call: TOLL FREE 1-800-227-2600
TWO WORKING DAYS BEFORE YOU DIG

ENGINEER IN RESPONSIBLE CHARGE
GILBERT M. HERNANDEZ
R.C.E. No. 69170 EXPIRES: 6-30-10
DATE: 8-5-08

ADDED TEXT TO NOTE TO CLARIFY
REVISIONS
APPR. DATE: 8/21/08
DESIGNED BY: DC DRAWN BY: DC CHECKED BY: GMH

CITY OF RIVERSIDE, CALIFORNIA
DEPARTMENT OF PUBLIC WORKS
APPROVED BY: [Signature]
ENGINEERING MANAGER
PRINCIPAL ENGINEER
TRAFFIC DIVISION
CONSTRUCTION ADMIN.
PUBLIC UTILITIES

SIGNING AND STRIPING PLAN
RIVERSIDE AVENUE
FROM SUNNYSIDE DRIVE
TO ELIZABETH STREET

XL-584
SHEET 1 OF 1
FILE NAME: XL-584.DWG

Indexed 6/29/11

G:\User\TRAFFIC\DWGS\XL584.dwg, 8/5/2008 12:16:31 PM, dchapman