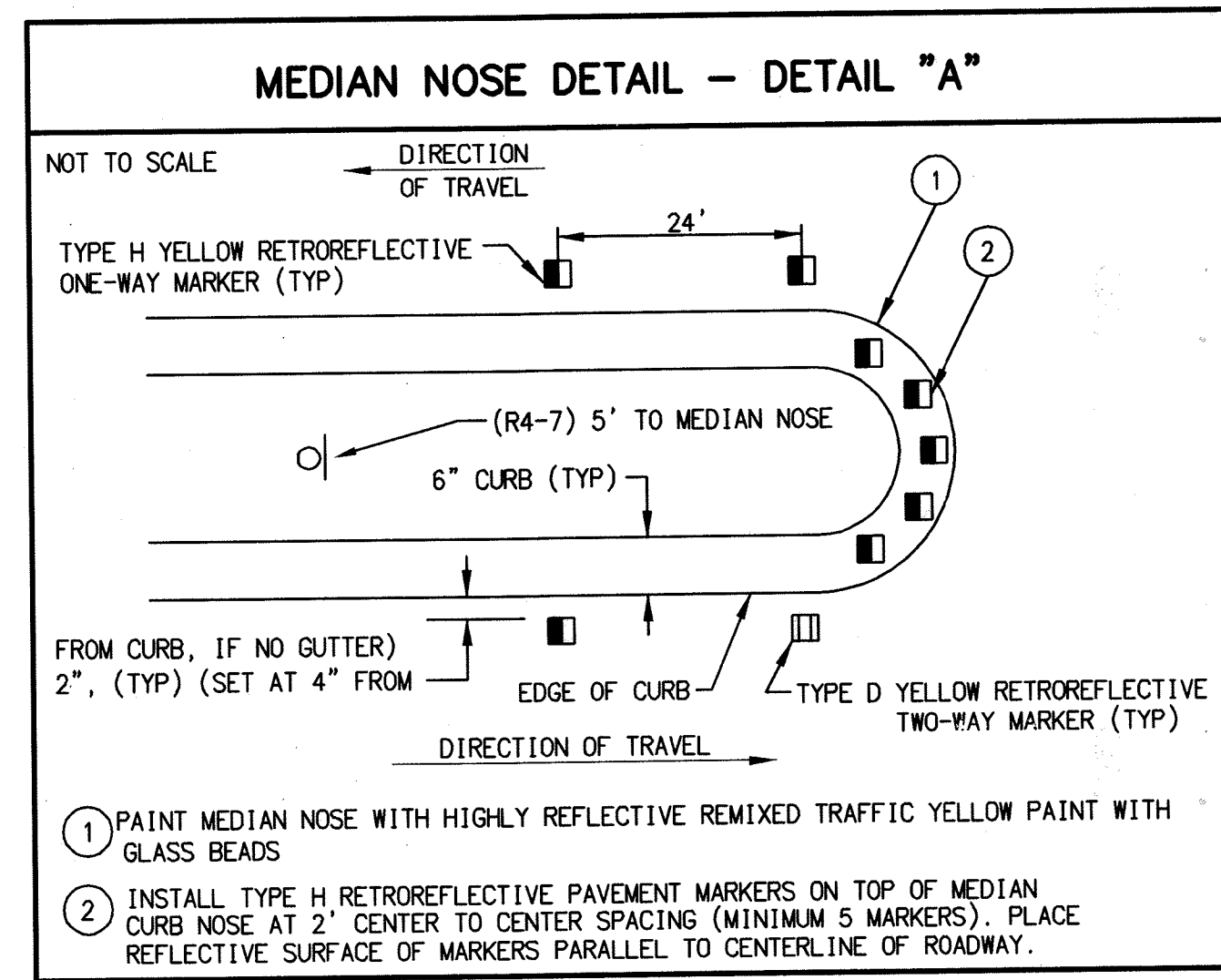

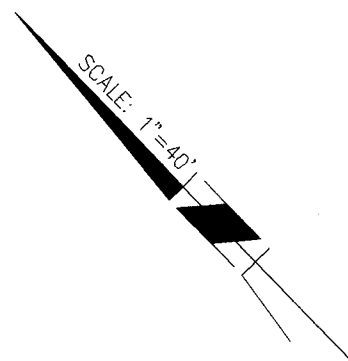


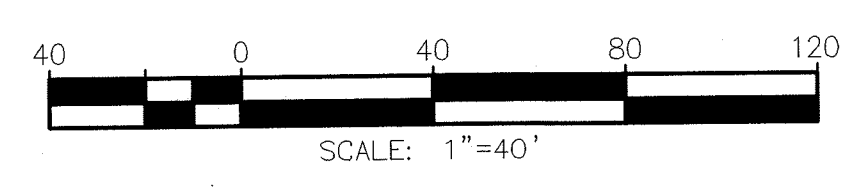
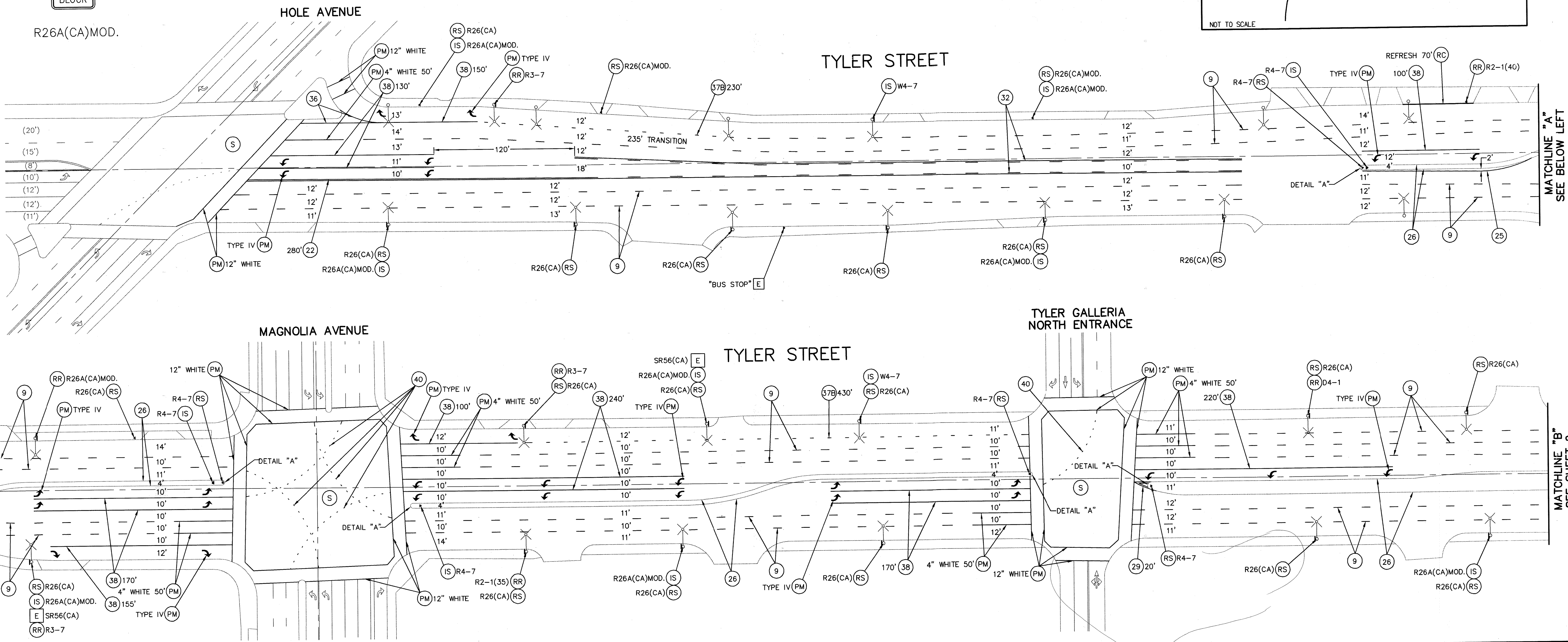
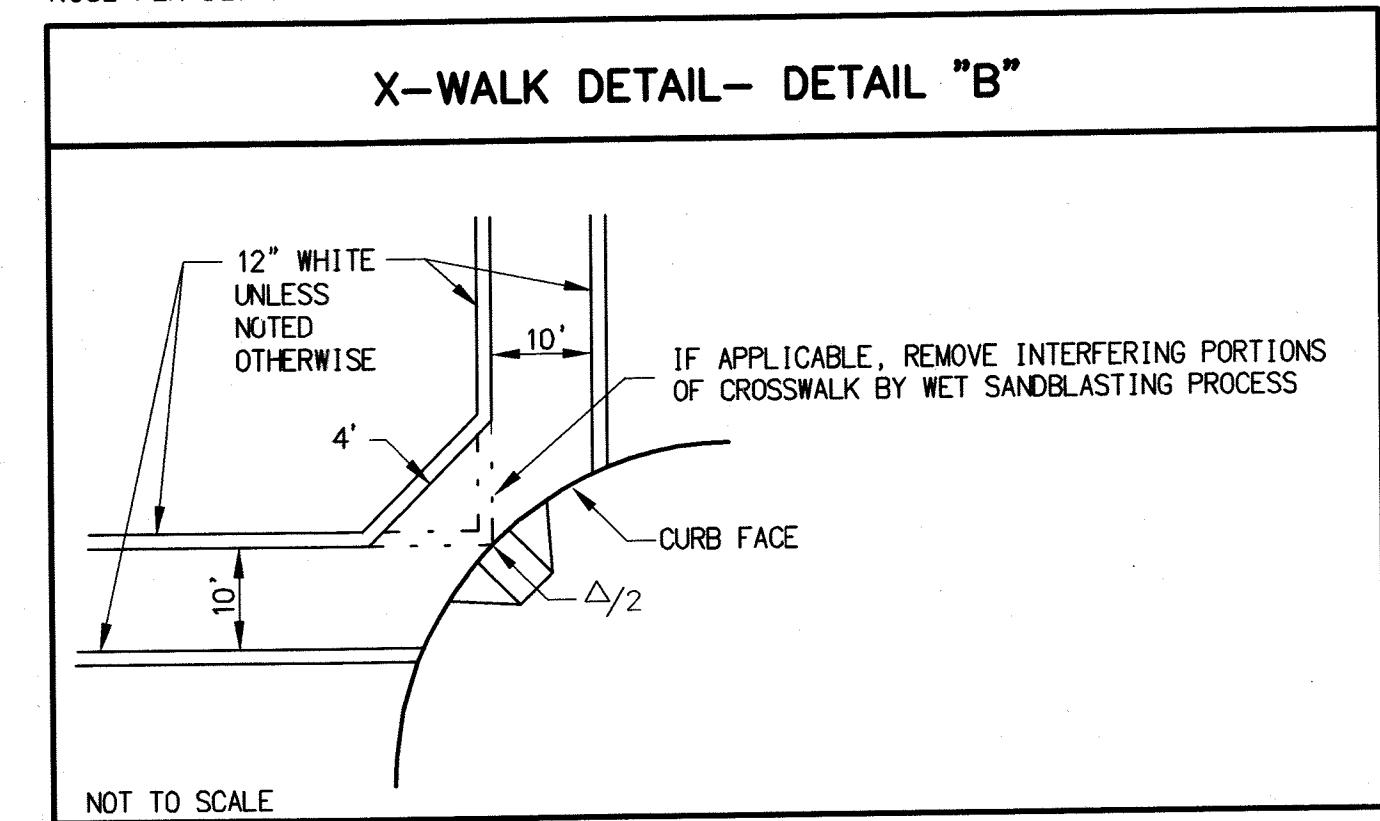
# SIGNING AND STRIPING LEGEND AND CONSTRUCTION NOTES:

- (E) EXISTING TO REMAIN.
- (PM) INSTALL PAVEMENT MARKING OR ARROW AS NOTED.
- (IS) FURNISH AND INSTALL SIGN(S) AND POST (IF APPLICABLE).
- (RC) REFRESH RED CURB.
- (RS) REMOVE AND SALVAGE SIGN(S) AND POST (IF APPLICABLE) AS NOTED.
- (RR) REMOVE AND REPLACE EXISTING SIGN AS NOTED.
- (#) INSTALL CALTRANS STRIPING DETAIL PER NUMBER NOTED, INCLUDING INSTALLATION OF RAISED PAVEMENT MARKERS.
- (S) EXISTING SIGNALIZED INTERSECTION
- (S) EXISTING SIGN (ONE POST)
- (S) EXISTING SIGN (ON STREET LIGHT)
- (12') EXISTING WIDTH
- 12' PROPOSED WIDTH



# SIGNING AND STRIPING GENERAL NOTES:

1. SIGNING AND STRIPING INSTALLATIONS SHALL CONFORM TO THE CALIFORNIA MANUAL ON UNIFORM TRAFFIC CONTROL DEVICES (CA MUTCD), THE STATE OF CALIFORNIA DEPARTMENT OF TRANSPORTATION (CALTRANS) STANDARD PLANS AND SPECIFICATIONS DATED MAY 2006, AND ALL ADDENDUMS THERETO, AND THE CITY OF RIVERSIDE PUBLIC WORKS DEPARTMENT STANDARD DRAWINGS, CURRENT EDITION.
2. ALL STRIPING, MARKINGS, AND LEGENDS SHALL BE REFLECTORIZED THERMOPLASTIC UNLESS OTHERWISE NOTED. THE CONTRACTOR SHALL PROVIDE AND INSTALL RAISED PAVEMENT MARKERS FOR ALL STRIPING, STRIPING, MARKINGS AND LEGENDS SHALL CONFORM TO THE LATEST CALTRANS STANDARD PLANS A20A THRU A20D AND A24A THRU A24E.
3. PRIOR TO FINAL ACCEPTANCE OF STREET IMPROVEMENTS, ALL PAVEMENT STRIPING AND STENCILING WITHIN THE PERIMETER OF THE CONSTRUCTION AREA SHALL BE RESTORED TO LIKE NEW CONDITION, IN A MANNER MEETING THE APPROVAL OF THE CITY OF RIVERSIDE.
4. THE CONTRACTOR SHALL RE-STRIPE EXISTING STRIPING AND CURB MARKINGS OBLITERATED BY NEW CONSTRUCTION, WHETHER OR NOT SHOWN ON THE PLANS FOR REPLACEMENT, AT NO COST TO THE CITY.
5. AT LOCATIONS WHERE EXISTING PAINTED CURB IS TO BE RECONSTRUCTED, THE CONTRACTOR SHALL PAINT THE NEW CURB AS SHOWN ON THE PLANS WITHIN 10 WORKING DAYS OF CURB CONSTRUCTION OR AS DIRECTED BY ENGINEER. THE PAINT SHALL BE WATER-BASED WITH 2-YEAR GUARANTEE AGAINST COLOR FADING. PRIOR TO THE START OF CONSTRUCTION, THE CONTRACTOR SHALL SUBMIT TO THE CITY WRITTEN PROOF OF THE MANUFACTURER'S 2-YEAR GUARANTEE.
6. ALL NEW STRIPING SHALL BE "CAT TRACKED" AND APPROVED BY THE ENGINEER PRIOR TO FINAL INSTALLATION. THE CONTRACTOR SHALL NOTIFY THE ENGINEER AFTER COMPLETING LAYOUT AND AT LEAST 3 WORKING DAYS BEFORE COMMENCING INSTALLATION OF STRIPING, MARKINGS AND MARKERS.
7. TRAFFIC SIGN FACE REFLECTIVE SHEETING SHALL BE 3M DG3 (ASTM TYPE 11) OR APPROVED EQUAL WITH PROTECTIVE GRAFFITI OVERLAY FILM OR AS OTHERWISE NOTED. ALL WARNING SIGNS SHALL HAVE A FLUORESCENT YELLOW BACKGROUND AND SCHOOL SIGNS NOTED SHALL HAVE A FLUORESCENT YELLOW-GREEN BACKGROUND.
8. SIGNS SHALL BE STANDARD SIZE UNLESS NOTED OTHERWISE. PRIOR TO INSTALLATION, NEW SIGNS SHALL BE APPROVED BY THE CITY OF RIVERSIDE. EXACT LOCATIONS OF SIGNS SHALL BE DETERMINED BY THE CITY ENGINEER.
9. SALVAGED SIGNS AND SIGN POSTS SHALL BE DELIVERED TO THE CITY OF RIVERSIDE SIGN DEPARTMENT.
10. STRIPING SHALL BE APPLIED WITHIN 48 HOURS OF SURFACE COURSE REPLACEMENT ON STREETS OPEN TO THE PUBLIC. IN NO CASE SHALL A NEWLY PAVED STREET OPEN TO THE PUBLIC BE LEFT UNSTRIPED OVER A WEEKEND OR HOLIDAY.
11. CONTRACTOR SHALL INSTALL NEW SIGN(S) AND/OR POST(S) PER CITY OF RIVERSIDE STANDARD DRAWING No. 666.
12. ALL CONFLICTING STRIPING, PAVEMENT MARKINGS, LEGENDS, AND RAISED PAVEMENT MARKERS SHALL BE REMOVED EVEN IF NOT SHOWN ON PLANS. REMOVALS OF STRIPING, PAVEMENT MARKINGS AND LEGENDS SHALL BE DONE BY WET SAND BLASTING. REMOVALS BY GRINDING METHOD SHALL ONLY BE USED WHEN DIRECTED BY THE ENGINEER. BLACK OUT IS NOT PERMITTED. ALL DAMAGED PAVEMENT DUE TO REMOVALS SHALL BE REPAIRED AS NECESSARY TO MAINTAIN A SMOOTH AND UNIFORM SURFACE OR AS DIRECTED BY THE ENGINEER.
13. CONTRACTOR SHALL PAINT AND INSTALL RAISED PAVEMENT MARKERS AT ALL RAISED MEDIAN NOSE PER DETAIL "A".



Under Ground Service Alert of Southern California  
 Call: TOLL FREE 1-800-227-2600  
 TWO WORKING DAYS BEFORE YOU DIG

**ENGINEER IN RESPONSIBLE CHARGE**  
 GILBERT M. HERNANDEZ  
 R.C.E. No. 69170 EXPIRES: 6-30-10  
 DATE: 3-11-09

MARK	REVISIONS	APPR.	DATE

DESIGNED BY: IAR DRAWN BY: IAR CHECKED BY: GMH

CITY OF RIVERSIDE, CALIFORNIA  
 DEPARTMENT OF PUBLIC WORKS

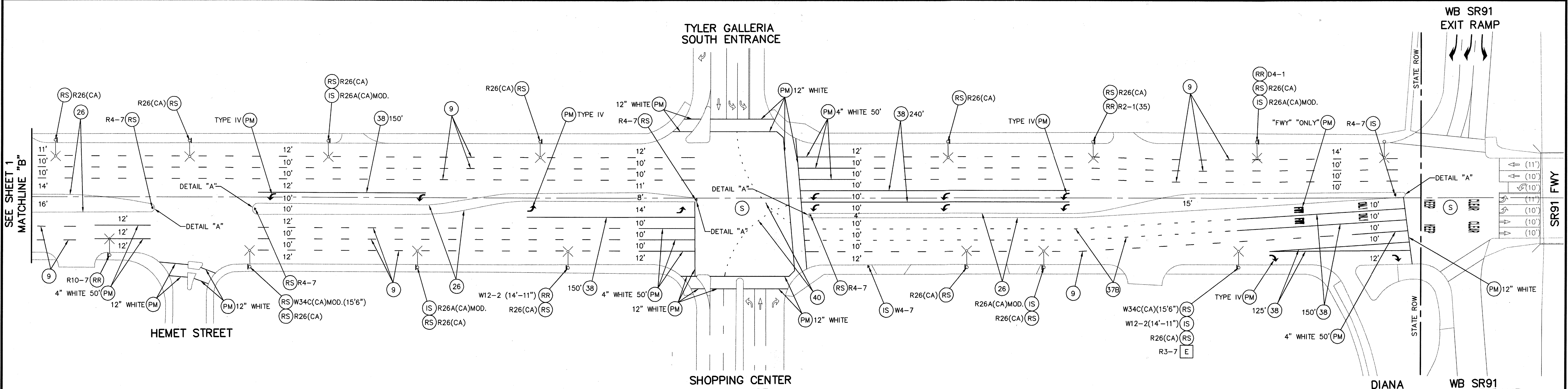
APPROVED BY: [Signature] DATE: 3-27-09  
 ENGINEERING MANAGER  
 PRINCIPAL ENGINEER  
 TRAFFIC DIVISION  
 CONSTRUCTION ADMIN. [Signature]

SIGNING AND STRIPING PLAN  
**TYLER STREET**  
 FROM HOLE AVENUE  
 TO SR-91 FREEWAY  
 SCALE: 1" = 40'

XL-585  
 SHEET 1 OF 4  
 FILE NAME: XL-585.DWG

C:\Users\TRAFFIC\OneDrive\Documents\XL-585.dwg, 3/11/2009 12:09:42 PM, dchapman






SEE SHEET 1  
MATCHLINE "B"

SR91 FWY

**SIGNING AND STRIPING GENERAL NOTES:**

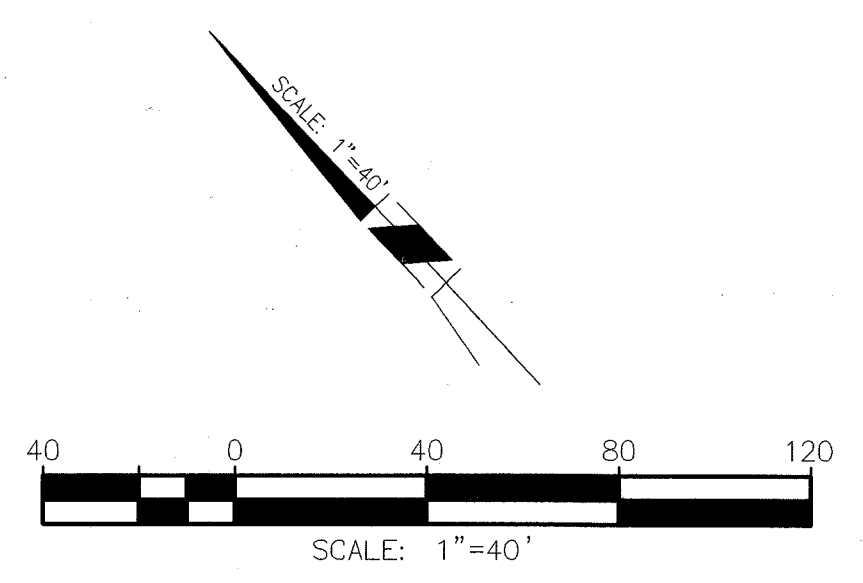
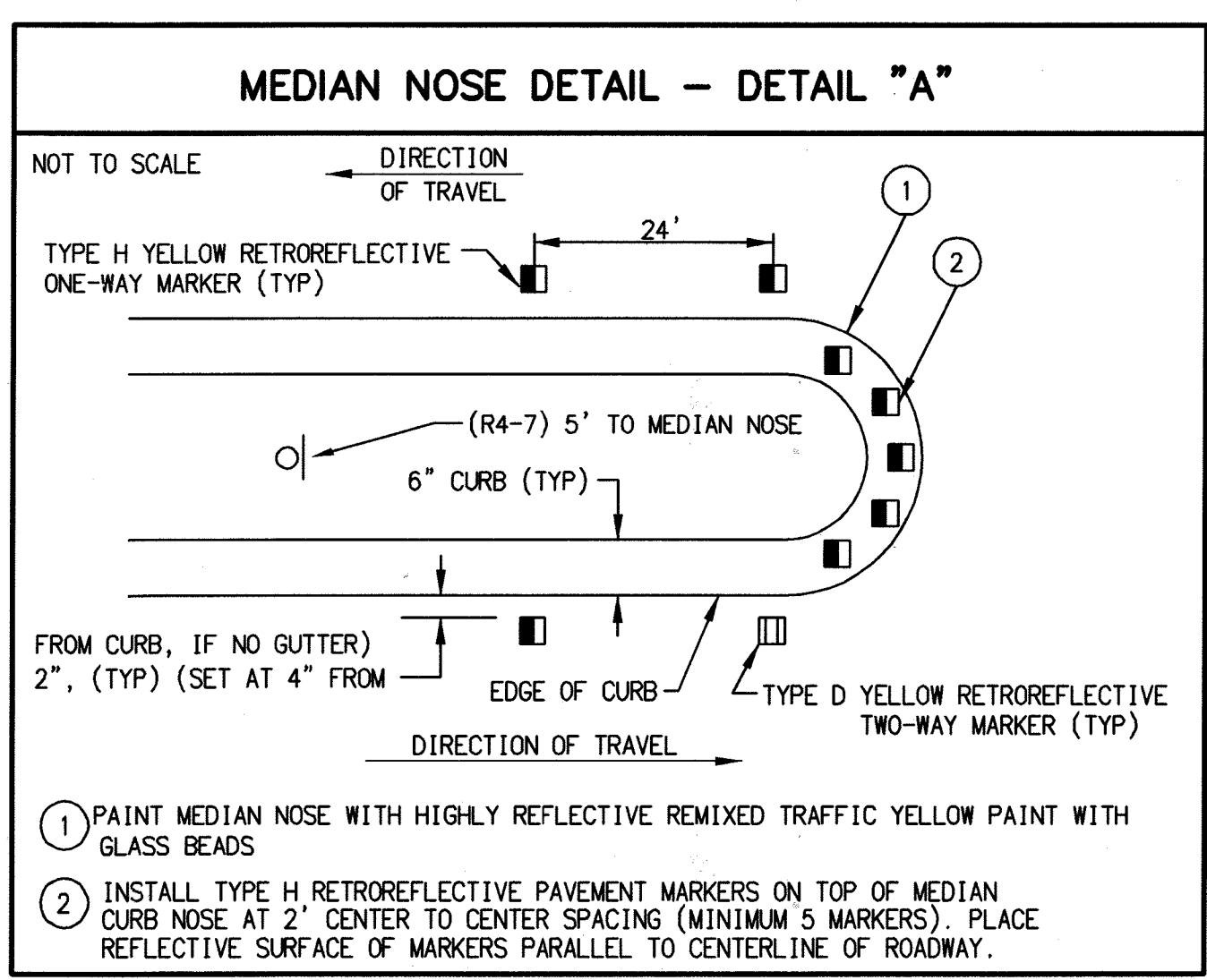
- SIGNING AND STRIPING INSTALLATIONS SHALL CONFORM TO THE CALIFORNIA MANUAL ON UNIFORM TRAFFIC CONTROL DEVICES (CA MUTCD), THE STATE OF CALIFORNIA DEPARTMENT OF TRANSPORTATION (CALTRANS) STANDARD PLANS AND SPECIFICATIONS DATED MAY 2006, AND ALL ADDENDUMS THERETO, AND THE CITY OF RIVERSIDE PUBLIC WORKS DEPARTMENT STANDARD DRAWINGS, CURRENT EDITION.
- ALL STRIPING, MARKINGS, AND LEGENDS SHALL BE REFLECTORIZED THERMOPLASTIC UNLESS OTHERWISE NOTED. THE CONTRACTOR SHALL PROVIDE AND INSTALL RAISED PAVEMENT MARKERS FOR ALL STRIPING. STRIPING, MARKINGS AND LEGENDS SHALL CONFORM TO THE LATEST CALTRANS STANDARD PLANS A20A THRU A20D AND A24A THRU A24E.
- PRIOR TO FINAL ACCEPTANCE OF STREET IMPROVEMENTS, ALL PAVEMENT STRIPING AND STENCILING WITHIN THE PERIMETER OF THE CONSTRUCTION AREA SHALL BE RESTORED TO LIKE NEW CONDITION, IN A MANNER MEETING THE APPROVAL OF THE CITY OF RIVERSIDE.
- THE CONTRACTOR SHALL RE-STRIPE EXISTING STRIPING AND CURB MARKINGS OBLITERATED BY NEW CONSTRUCTION, WHETHER OR NOT SHOWN ON THE PLANS FOR REPLACEMENT, AT NO COST TO THE CITY.
- AT LOCATIONS WHERE EXISTING PAINTED CURB IS TO BE RECONSTRUCTED, THE CONTRACTOR SHALL PAINT THE NEW CURB AS SHOWN ON THE PLANS WITHIN 10 WORKING DAYS OF CURB CONSTRUCTION OR AS DIRECTED BY ENGINEER. THE PAINT SHALL BE WATER-BASED WITH 2-YEAR GUARANTEE AGAINST COLOR FADING. PRIOR TO THE START OF CONSTRUCTION, THE CONTRACTOR SHALL SUBMIT TO THE CITY WRITTEN PROOF OF THE MANUFACTURER'S 2-YEAR GUARANTEE.
- ALL NEW STRIPING SHALL BE "CAT TRACKED" AND APPROVED BY THE ENGINEER PRIOR TO FINAL INSTALLATION. THE CONTRACTOR SHALL NOTIFY THE ENGINEER AFTER COMPLETING LAYOUT AND AT LEAST 3 WORKING DAYS BEFORE COMMENCING INSTALLATION OF STRIPING, MARKINGS AND MARKERS.
- TRAFFIC SIGN FACE REFLECTIVE SHEETING SHALL BE 3M D03 (ASTM TYPE 11) OR APPROVED EQUAL WITH PROTECTIVE GRAFFITI OVERLAY FILM OR AS OTHERWISE NOTED. ALL WARNING SIGNS SHALL HAVE A FLUORESCENT YELLOW BACKGROUND AND SCHOOL SIGNS NOTED SHALL HAVE A FLUORESCENT YELLOW-GREEN BACKGROUND.
- SIGNS SHALL BE STANDARD SIZE UNLESS NOTED OTHERWISE. PRIOR TO INSTALLATION, NEW SIGNS SHALL BE APPROVED BY THE CITY OF RIVERSIDE. EXACT LOCATIONS OF SIGNS SHALL BE DETERMINED BY THE CITY ENGINEER.
- SALVAGED SIGNS AND SIGN POSTS SHALL BE DELIVERED TO THE CITY OF RIVERSIDE SIGN DEPARTMENT.
- STRIPING SHALL BE APPLIED WITHIN 48 HOURS OF SURFACE COURSE REPLACEMENT ON STREETS OPEN TO THE PUBLIC. IN NO CASE SHALL A NEWLY PAVED STREET OPEN TO THE PUBLIC BE LEFT UNSTRIPED OVER A WEEKEND OR HOLIDAY.
- CONTRACTOR SHALL INSTALL NEW SIGN(S) AND/OR POST(S) PER CITY OF RIVERSIDE STANDARD DRAWING No. 666.
- ALL CONFLICTING STRIPING, PAVEMENT MARKINGS, LEGENDS, AND RAISED PAVEMENT MARKERS SHALL BE REMOVED EVEN IF NOT SHOWN ON PLANS. REMOVALS OF STRIPING, PAVEMENT MARKINGS AND LEGENDS SHALL BE DONE BY WET SAND BLASTING. REMOVALS BY GRINDING METHOD SHALL ONLY BE USED WHEN DIRECTED BY THE ENGINEER. BLACK OUT IS NOT PERMITTED. ALL DAMAGED PAVEMENT DUE TO REMOVALS SHALL BE REPAIRED AS NECESSARY TO MAINTAIN A SMOOTH AND UNIFORM SURFACE OR AS DIRECTED BY THE ENGINEER.
- CONTRACTOR SHALL PAINT AND INSTALL RAISED PAVEMENT MARKERS AT ALL RAISED MEDIAN NOSE PER DETAIL "A".



R26A(CA)MOD.

**SIGNING AND STRIPING LEGEND AND CONSTRUCTION NOTES:**

- [E] EXISTING TO REMAIN.
- [PM] INSTALL PAVEMENT MARKING OR ARROW AS NOTED.
- [IS] FURNISH AND INSTALL SIGN(S) AND POST (IF APPLICABLE)
- [RS] REMOVE AND SALVAGE SIGN(S) AND POST (IF APPLICABLE) AS NOTED.
- [RR] REMOVE AND REPLACE EXISTING SIGN AS NOTED.
- # INSTALL CALTRANS STRIPING DETAIL PER NUMBER NOTED, INCLUDING INSTALLATION OF RAISED PAVEMENT MARKERS.
- [S] EXISTING SIGNALIZED INTERSECTION
- Ω EXISTING SIGN (ONE POST)
- ⊙ EXISTING SIGN (ON STREET LIGHT)
- (12') EXISTING WIDTH
- 12' PROPOSED WIDTH



Under Ground Service Alert of Southern California  
Call: TOLL FREE 1-800 227-2600  
TWO WORKING DAYS BEFORE YOU DIG

**ENGINEER IN RESPONSIBLE CHARGE**  
GILBERT M. HERNANDEZ  
R.C.E. No. 69170 EXPIRES: 6-30-10  
DATE: 3-11-09

MARK	REVISIONS	APPR.	DATE

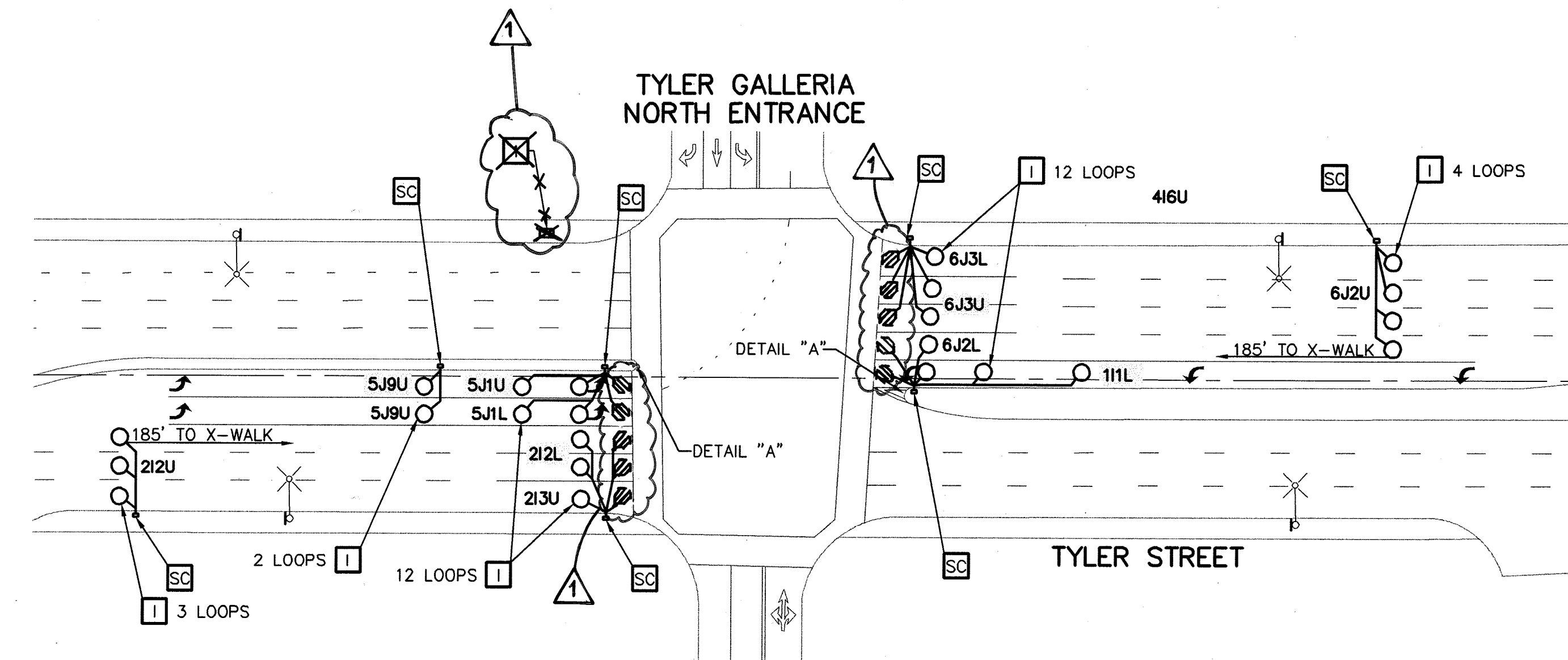
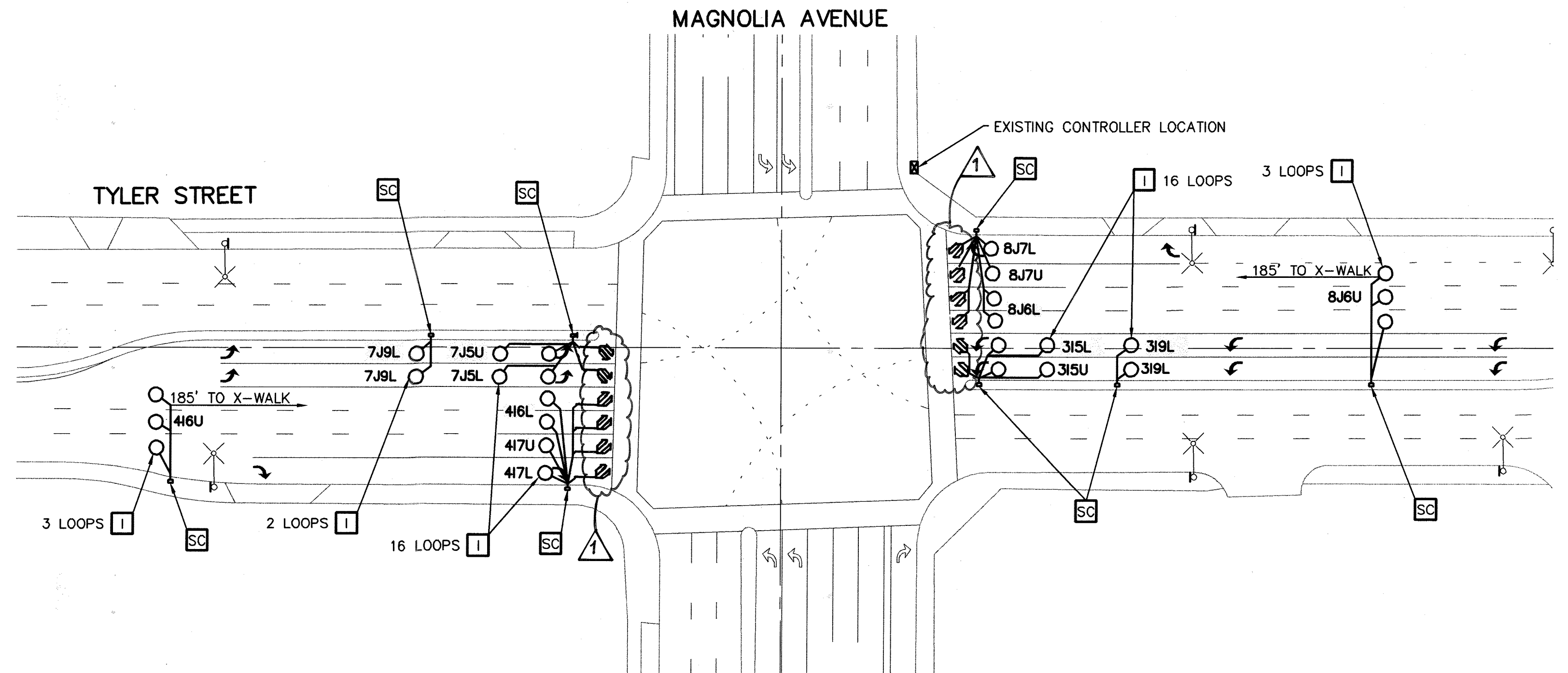
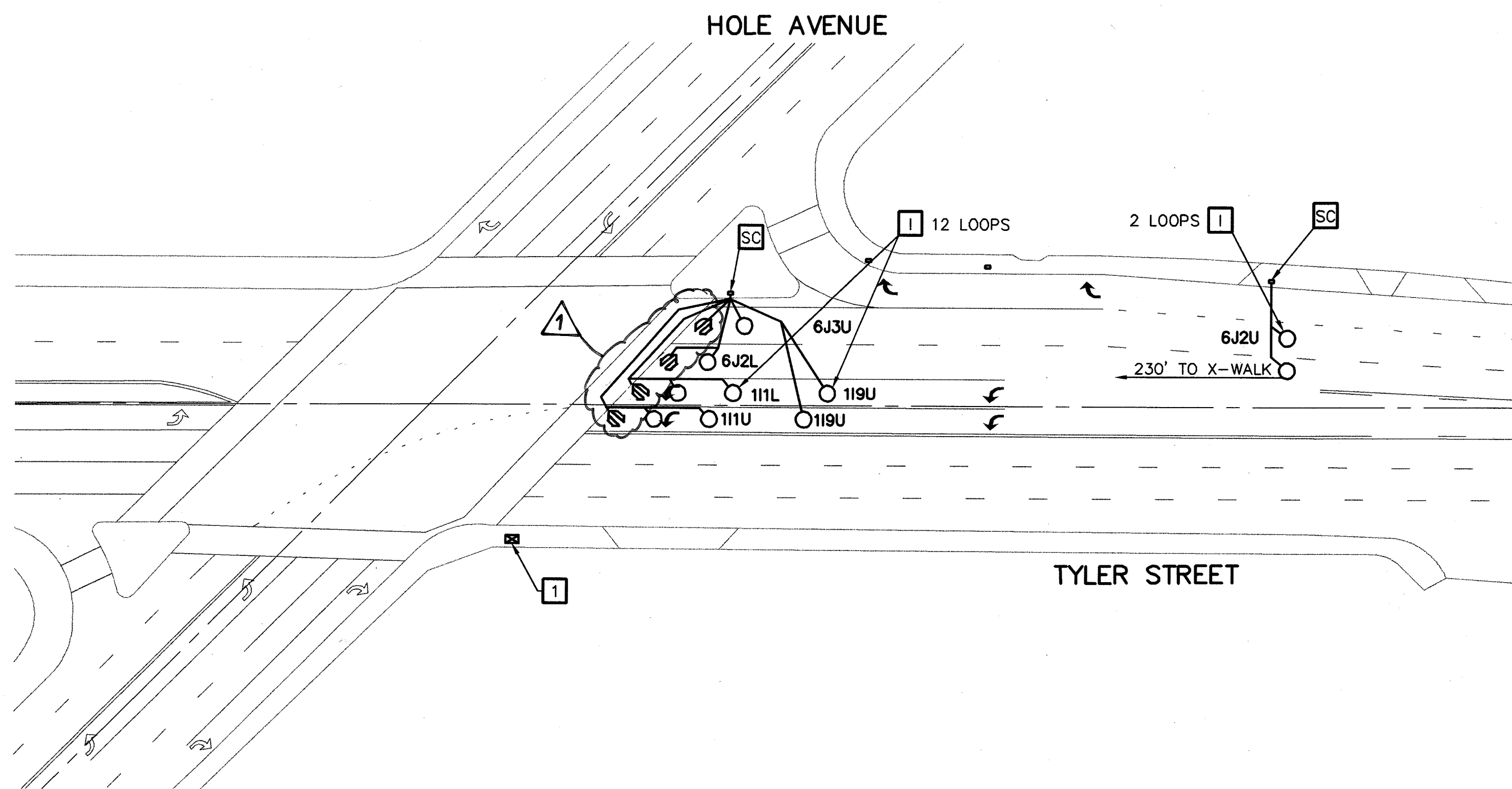
CITY OF RIVERSIDE, CALIFORNIA  
DEPARTMENT OF PUBLIC WORKS

APPROVED BY	BY	DATE	APPROVED BY
ENGINEERING MANAGER	<i>[Signature]</i>	3/27/09	<i>[Signature]</i>
PRINCIPAL ENGINEER			
TRAFFIC DIVISION		3/11/09	
CONSTRUCTION ADMIN.	AD	3-26-09	

**SIGNING AND STRIPING PLAN**  
TYLER STREET  
FROM HEMET STREET  
TO SR-91 FREEWAY  
SCALE: 1" = 40'

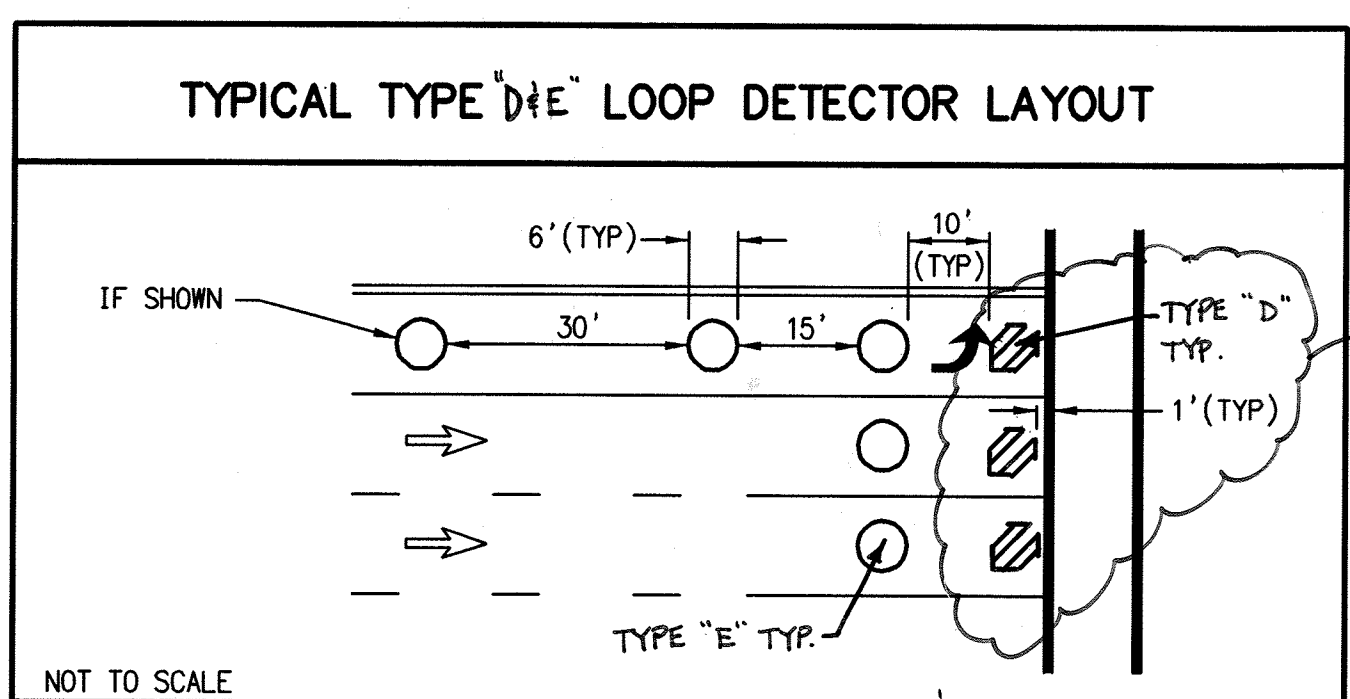
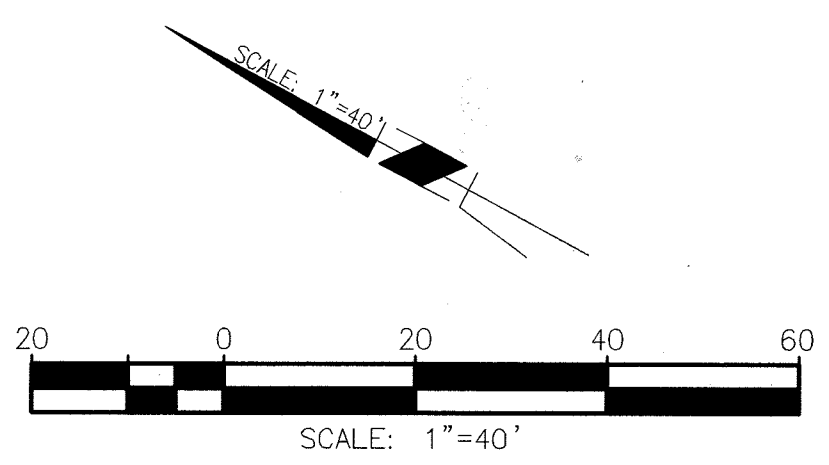
XL-585  
SHEET 2 OF 4  
FILE NAME: XL-585.DWG

G:\Users\TRAFFIC\X-DWG\XL585.dwg, 3/11/2009 12:09:54 PM, dchapman



**CONSTRUCTION NOTES:**

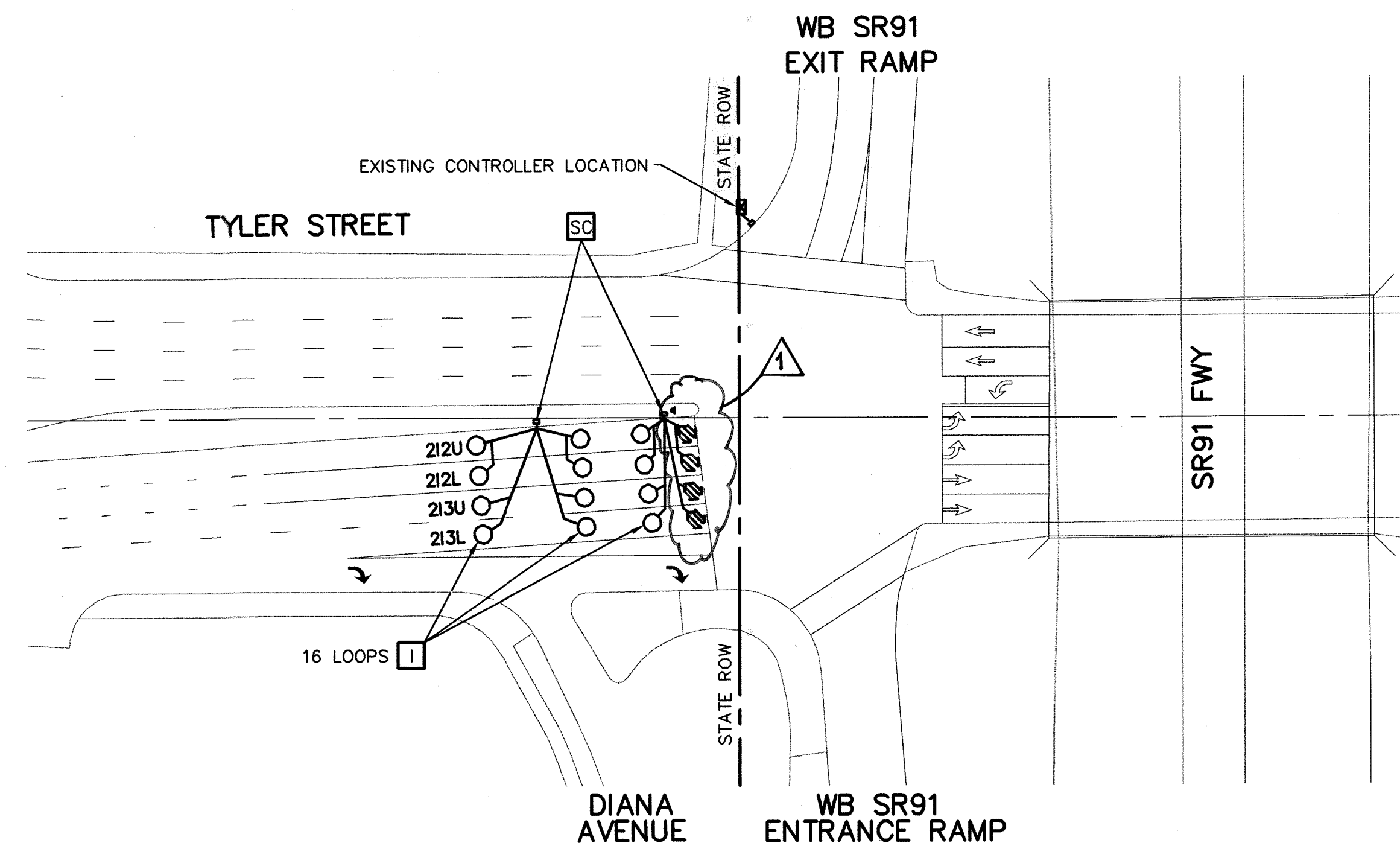
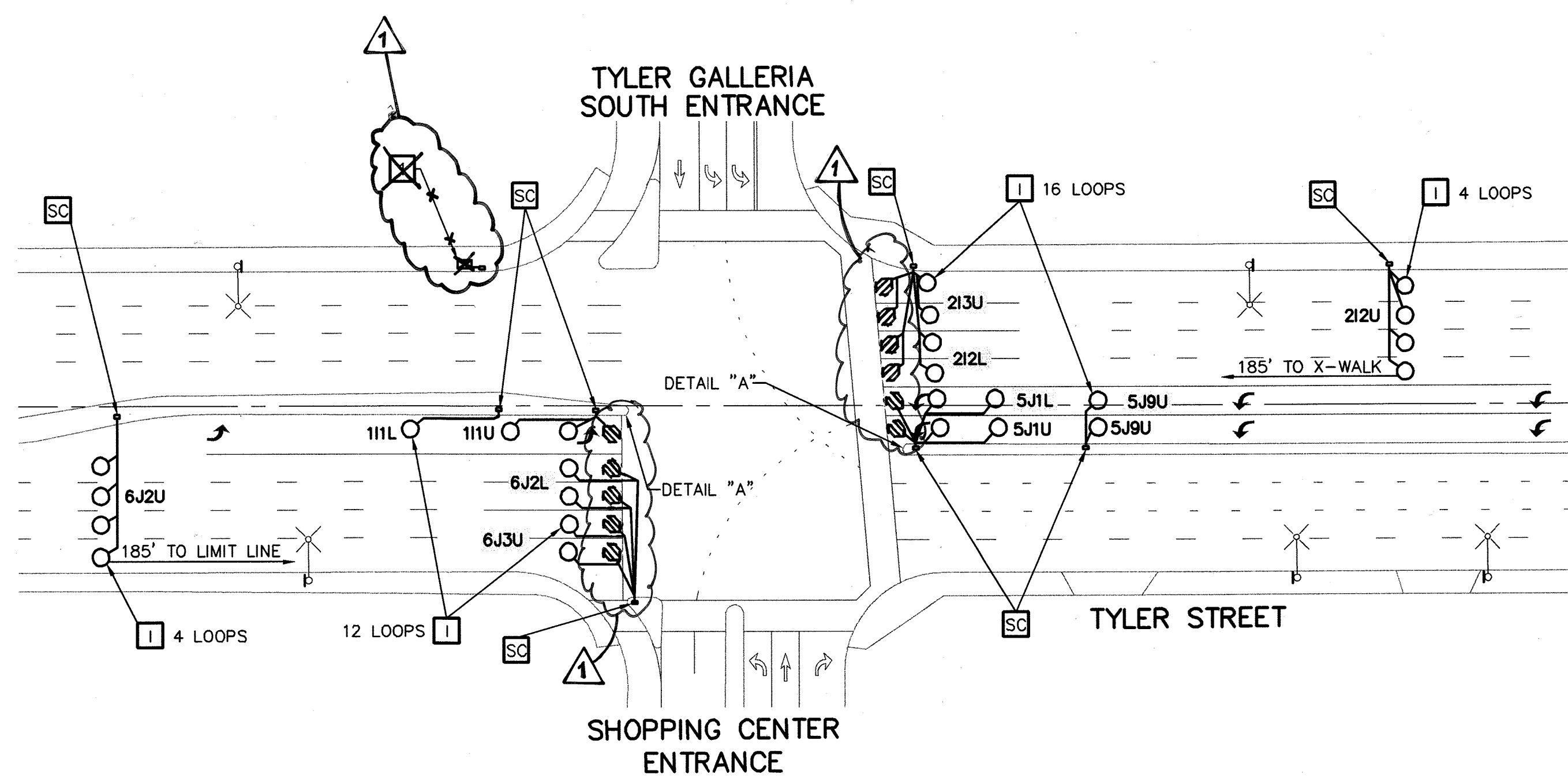
- 1 INSTALL TYPE "D+E" DETECTOR LOOPS UNLESS OTHERWISE NOTED. SPLICE TO DLC(S) AT ADJACENT PULLBOX. UNLESS OTHERWISE NOTED.
- SC SPLICE NEW TO EXISTING CONDUCTORS
- 1 EXISTING 170 CONTROLLER HOUSED IN A TYPE 332 CABINET. CONTRACTOR SHALL PROVIDE AND INSTALL A BATTERY BACK UP SYSTEM, UNINTERRUPTED POWER SUPPLY (UPS). DIMENSION MODEL ADI-24-M11-W OR CLARY CORPORATION MODEL SP 1250PD-N (PLUS). THE UPS BATTERIES & UNIT SHALL BE INSTALLED IN A CABINET, EXTERNALLY MOUNTED TO THE CONTROLLER CABINET.



	<p><b>ENGINEER IN RESPONSIBLE CHARGE</b></p> <p>GILBERT M. HERNANDEZ R.C.E. No. 69170 EXPIRES: 6-30-10 DATE: 3-11-09</p>		<p>AND UPDATE LOOPS AT LIMIT LINES DELETE BBS AT TYLER/GALLERIA NORTH</p> <p>DESIGNED BY: IAR    DRAWN BY: IAR    CHECKED BY: GMH</p>	<p>CITY OF RIVERSIDE, CALIFORNIA DEPARTMENT OF PUBLIC WORKS</p> <p>APPROVED BY: <i>[Signature]</i> DATE: 3/27/09 ENGINEERING MANAGER</p> <p>APPROVED BY: <i>[Signature]</i> DATE: 3/27/09 PRINCIPAL ENGINEER</p> <p>TRAFFIC DIVISION    DATE: 3/24/09 CONSTRUCTION ADMIN.    DATE: 3/27/09</p>	<p>TRAFFIC SIGNAL MODIFICATION</p> <p><b>TYLER STREET FROM HOLE AVENUE TO SR-91 FREEWAY</b></p> <p>SCALE: 1" = 40'</p>	<p>X-585</p> <p>SHEET 3 OF 4</p> <p>FILE NAME: X-585.DWG</p>
--	--	--	---	--	--	--

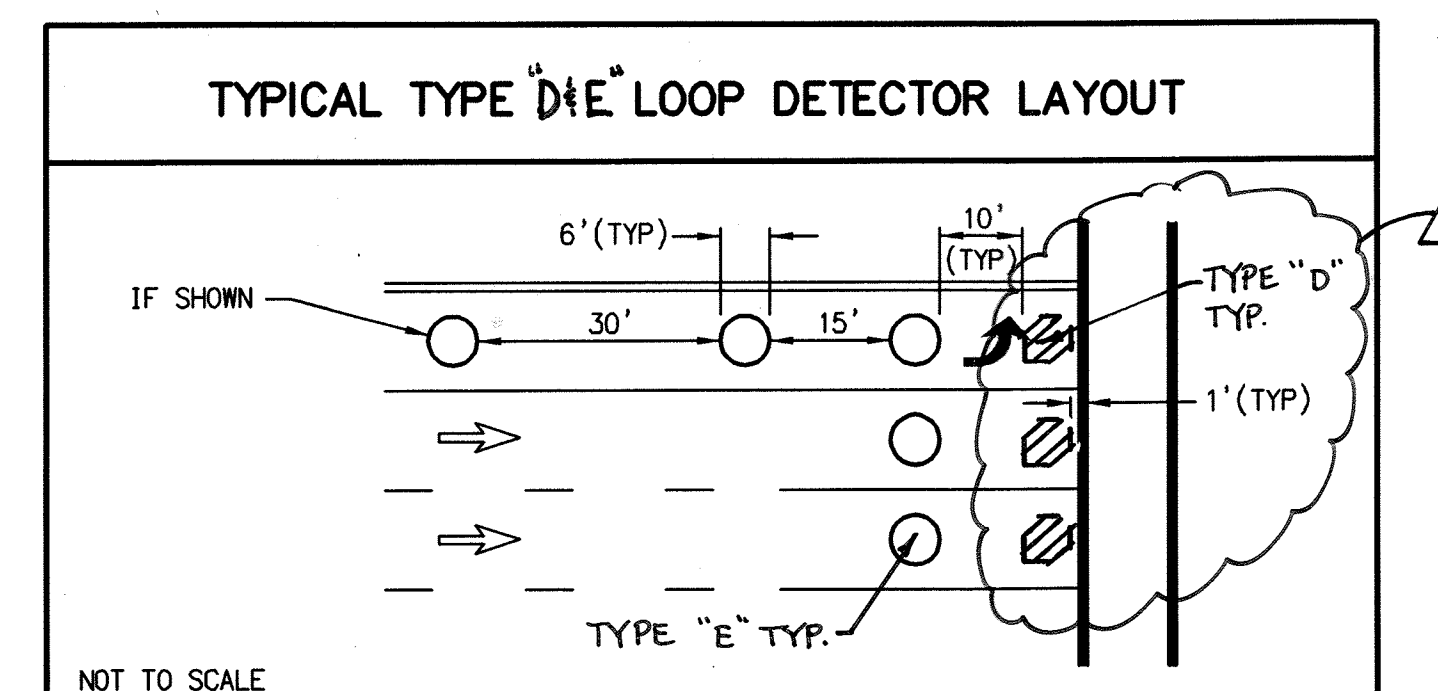
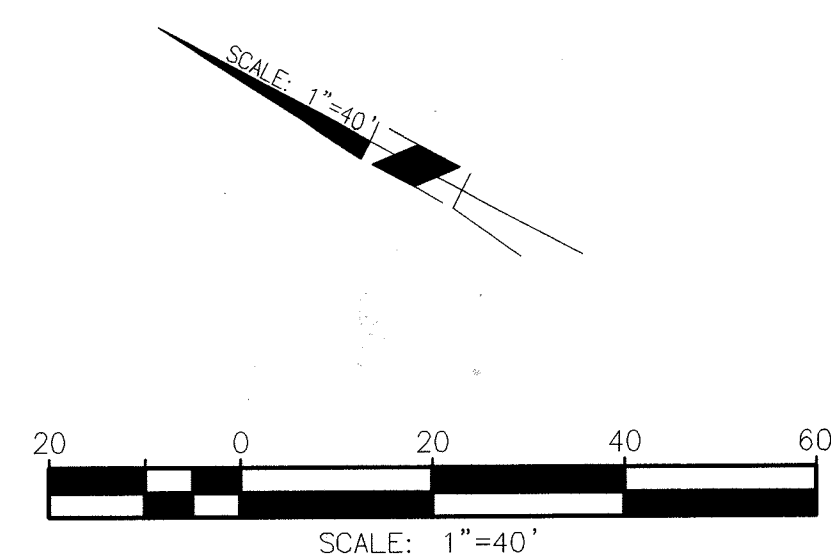
G:\User\TRAFFIC\X-585.DWG, 3/11/2009 12:10:07 PM, dchapman





**CONSTRUCTION NOTES:**

- I** INSTALL TYPE "D+E" DETECTOR LOOPS UNLESS OTHERWISE NOTED. SPLICE TO DLC(S) AT ADJACENT PULLBOX, UNLESS OTHERWISE NOTED.
- SC** SPLICE NEW TO EXISTING CONDUCTORS
- X** EXISTING TFC CONTROLLER HOUSED IN A TYPE 332 CABINET. CONTRACTOR SHALL PROVIDE AND INSTALL A BATTERY BACK-UP SYSTEM, UNINTERRUPTED POWER SUPPLY (UPS), DIMENSION MODEL ADI-24-M11-N OR ~~OTHER~~ CORPORATION MODEL SP 1250PD-N (PLUS). THE UPS BATTERIES & UNIT SHALL BE INSTALLED IN A CABINET, EXTERNALLY MOUNTED TO THE CONTROLLER CABINET.



 Under Ground Service Alert of Southern California Call: TOLL FREE 1-800-227-2600 TWO WORKING DAYS BEFORE YOU DIG	<b>ENGINEER IN RESPONSIBLE CHARGE</b>  GILBERT M. HERNANDEZ R.C.E. No. 69170 EXPIRES: 6-30-10 DATE: 3-11-09	 GILBERT M. HERNANDEZ No. 69170 Exp. 06-30-10 CIVIL STATE OF CALIFORNIA	CITY OF RIVERSIDE, CALIFORNIA DEPARTMENT OF PUBLIC WORKS APPROVED BY: ENGINEERING MANAGER PRINCIPAL ENGINEER TRAFFIC DIVISION CONSTRUCTION ADMIN.	APPROVED BY: CITY ENGINEER DATE: 3/27/09 DATE: 3/26/09	<b>TRAFFIC SIGNAL MODIFICATION</b> <b>TYLER STREET FROM HOLE AVENUE TO SR-91 FREEWAY</b> SCALE: 1" = 20'	<b>X-585</b> SHEET 4 OF 4 FILE NAME: X-585.DWG
--	---	--	---	---	--	--

G:\User\TRAFFIC\X-585\X-585.dwg, 3/11/2009 12:10:22 PM, dchapan