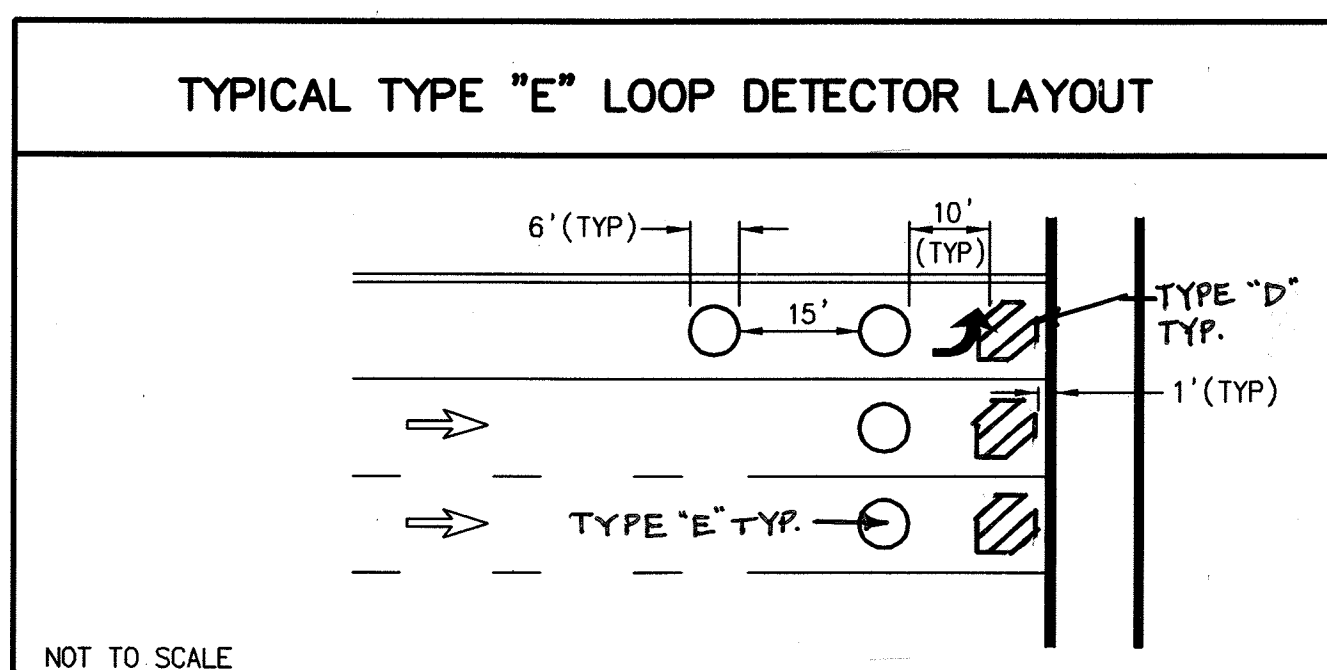


SIGNING AND STRIPING GENERAL NOTES:

- SIGNING AND STRIPING INSTALLATIONS SHALL CONFORM TO THE CALIFORNIA MANUAL ON UNIFORM TRAFFIC CONTROL DEVICES (CA MUTCD), THE STATE OF CALIFORNIA DEPARTMENT OF TRANSPORTATION (CALTRANS) STANDARD PLANS AND SPECIFICATIONS DATED MAY 2006, AND ALL ADDENDUMS THERETO, AND THE CITY OF RIVERSIDE PUBLIC WORKS DEPARTMENT STANDARD DRAWINGS, CURRENT EDITION.
- ALL STRIPING, MARKINGS, AND LEGENDS SHALL BE REFLECTORIZED THERMOPLASTIC UNLESS OTHERWISE NOTED. THE CONTRACTOR SHALL PROVIDE AND INSTALL RAISED PAVEMENT MARKERS FOR ALL STRIPING. STRIPING, MARKINGS AND LEGENDS SHALL CONFORM TO THE LATEST CALTRANS STANDARD PLANS A20A THRU A20D AND A24A THRU A24E.
- PRIOR TO FINAL ACCEPTANCE OF STREET IMPROVEMENTS, ALL PAVEMENT STRIPING AND STENCILING WITHIN THE PERIMETER OF THE CONSTRUCTION AREA SHALL BE RESTORED TO LIKE NEW CONDITION, IN A MANNER MEETING THE APPROVAL OF THE CITY OF RIVERSIDE.
- THE CONTRACTOR SHALL RE-STRIP EXISTING STRIPING AND CURB MARKINGS OBLITERATED BY NEW CONSTRUCTION, WHETHER OR NOT SHOWN ON THE PLANS FOR REPLACEMENT, AT NO COST TO THE CITY.
- AT LOCATIONS WHERE EXISTING CURB IS TO BE PAINTED, THE PAINT SHALL BE WATER-BASED WITH 2-YEAR GUARANTEE AGAINST COLOR FADING. PRIOR TO THE START OF CONSTRUCTION, THE CONTRACTOR SHALL SUBMIT TO THE CITY WRITTEN PROOF OF THE MANUFACTURER'S 2-YEAR GUARANTEE.
- ALL NEW STRIPING SHALL BE "CAT TRACKED" AND APPROVED BY THE ENGINEER PRIOR TO FINAL INSTALLATION. THE CONTRACTOR SHALL NOTIFY THE ENGINEER AFTER COMPLETING LAYOUT AND AT LEAST 3 WORKING DAYS BEFORE COMMENCING INSTALLATION OF STRIPING, MARKINGS AND MARKERS.
- ALL CONFLICTING STRIPING, PAVEMENT MARKINGS, LEGENDS, AND RAISED PAVEMENT MARKERS SHALL BE REMOVED EVEN IF NOT SHOWN ON PLANS. REMOVALS OF PAINTED STRIPING, PAVEMENT MARKINGS AND LEGENDS SHALL BE DONE BY WET SANDBLASTING. REMOVALS OF THERMOPLASTIC STRIPING, PAVEMENT MARKINGS AND LEGENDS SHALL BE REMOVED BY WET SANDBLASTING, GRINDING OR OTHER APPROVED METHOD AND SHALL NOT DAMAGE THE PAVEMENT. "BLACK OUT" OF EXISTING DELINEATION IS NOT PERMITTED. ALL DAMAGED PAVEMENT DUE TO REMOVALS SHALL BE REPAIRED AS NECESSARY TO MAINTAIN A SMOOTH AND UNIFORM SURFACE OR AS DIRECTED BY THE ENGINEER. ALL STRIPING REMOVALS AND LEGENDS SHALL BE "FOG SEALED".
- CONTRACTOR SHALL REFRESH ALL EXISTING PAINTED CURB (RED, WHITE OR BLUE) BETWEEN CARMINE STREET AND PIERCE STREET.

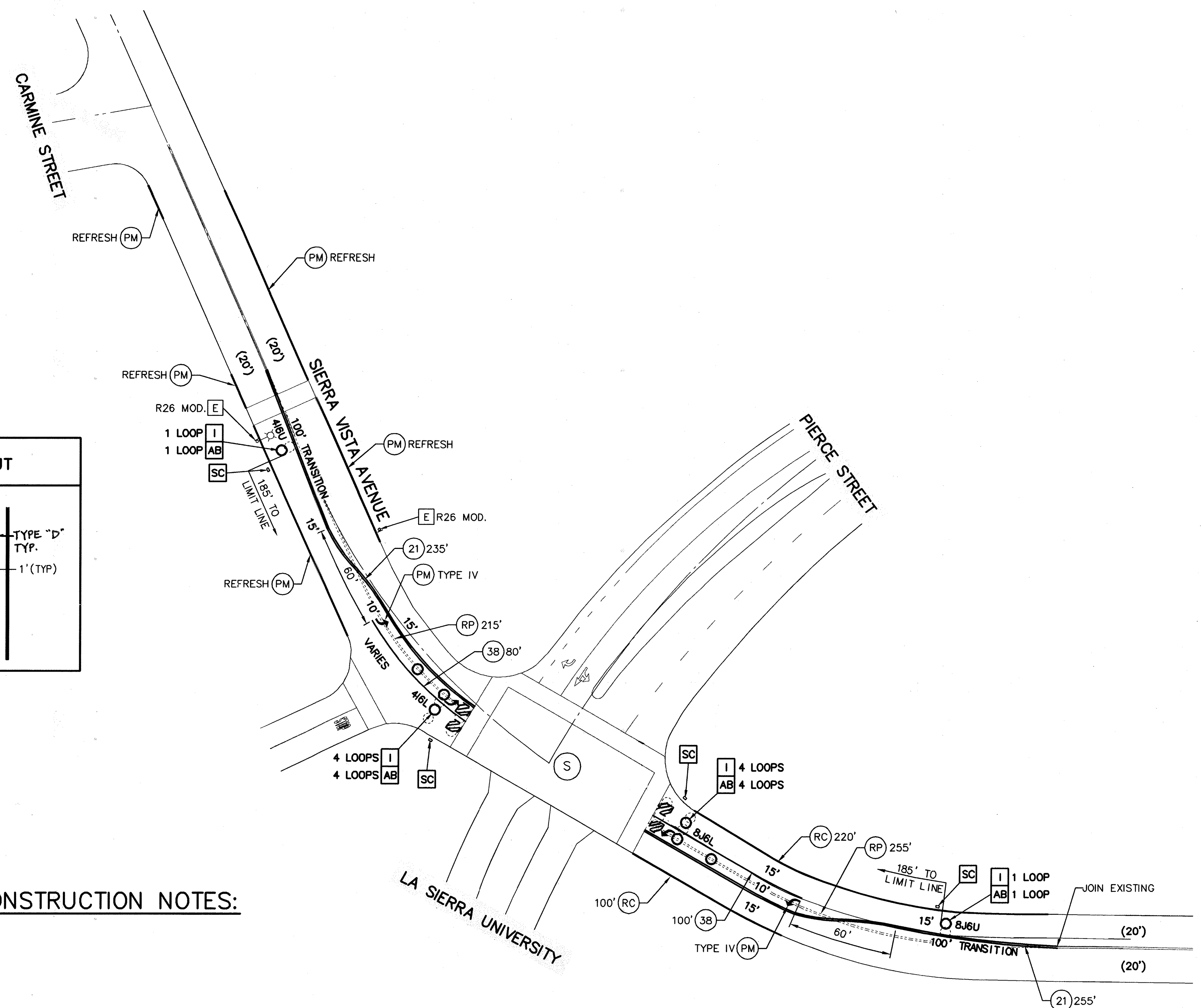
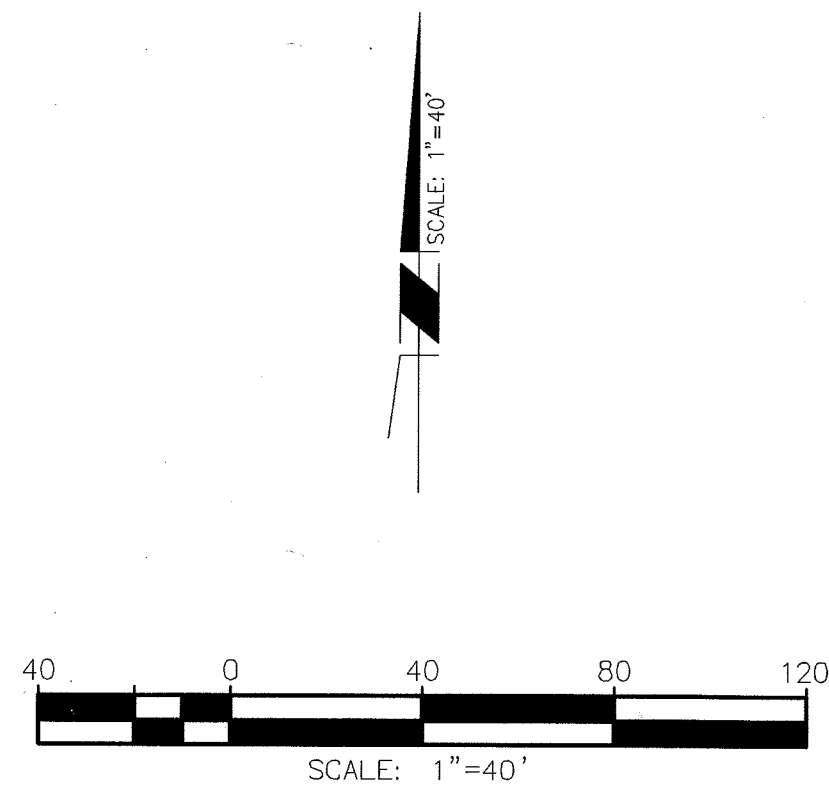


TRAFFIC SIGNAL GENERAL NOTES:

- ALL ITEMS FURNISHED AND ALL WORK TO BE DONE SHALL CONFORM TO THE REQUIREMENTS OF: THE STATE OF CALIFORNIA, DEPARTMENT OF TRANSPORTATION (CALTRANS) STANDARD PLANS AND SPECIFICATIONS, DATED MAY 2006; THE CALIFORNIA MANUAL ON UNIFORM TRAFFIC CONTROL DEVICES ADOPTED SEPTEMBER 2006; AND THE SPECIAL PROVISIONS.
- UNLESS SHOWN OTHERWISE, INDUCTIVE LOOPS SHALL BE TYPE "D+E" WITH 10', 15' AND 30' SPACING IN THE DIRECTION OF TRAVEL. NECESSARY STRIPING SHALL BE LOCATED PRIOR TO POSITIONING LOOPS. LOOPS SHALL BE SEALED WITH HOT MELT SEALANT.

SIGNING AND STRIPING LEGEND AND CONSTRUCTION NOTES:

- E EXISTING TO REMAIN.
- PM INSTALL PAVEMENT MARKING, CURB MARKING OR ARROW AS NOTED.
- RP REMOVE ALL EXISTING CONFLICTING TRAFFIC STRIPING AND MARKINGS AS NOTED, INCLUDING RAISED PAVEMENT MARKERS.
- # INSTALL CALTRANS STRIPING DETAIL PER NUMBER NOTED, INCLUDING INSTALLATION OF RAISED PAVEMENT MARKERS.
- RC PAINT EXISTING CURB RED
- S EXISTING SIGNALIZED INTERSECTION
- EXISTING SIGN (ONE POST)
- EXISTING SIGN (ON STREET LIGHT)
- (12')
- 12'
- I INSTALL 6' DIA. TYPE "D+E" DETECTOR LOOPS
- AB EXISTING EQUIPMENT TO BE ABANDONED
- SC SPLICE NEW TO EXISTING CONDUCTORS



STRIPING & SIGNAL QUANTITIES - THIS SHEET

ITEM	DESCRIPTION	QUANTITY	UNIT
1	DETAIL 21	490	LF
2	DETAIL 38	180	LF
3	PAINTED CURB (RED, WHITE OR BLUE)	720	LF
4	LEGENDS & MARKINGS	60	SF
5	STRIPING REMOVAL	470	LF
6	TYP "D+E" DETECTORS	10	EA
7	SPLICE NEW TO EXISTING CONDUCTORS	4	EA

<p>ENGINEER IN RESPONSIBLE CHARGE GILBERT M. HERNANDEZ R.C.E. No. 69170 EXPIRES: 6-30-10 DATE: 8-21-09</p>	<p>CITY OF RIVERSIDE, CALIFORNIA DEPARTMENT OF PUBLIC WORKS</p> <p>APPROVED BY: <i>[Signature]</i> DATE: 9/14/09 ENGINEERING MANAGER PRINCIPAL ENGINEER TRAFFIC DIVISION: <i>[Signature]</i> 8/21/09 CONSTRUCTION ADMIN.</p>	<p>SIGNING AND STRIPING PLAN</p> <p>SIERRA VISTA AVENUE AT PIERCE STREET</p> <p>SCALE: 1" = 40'</p>	<p>XL-599</p> <p>SHEET 1 OF 1</p> <p>FILE NAME: XL-599.DWG</p>
--	---	---	---