

MATCHLINE- SEE SHEET 9  
STA 59+87

**STRIPING AND SIGNAGE NOTES:**

- SIGNING AND STRIPING INSTALLATION SHALL CONFORM TO THE 2012 CALIFORNIA MANUAL ON UNIFORM TRAFFIC CONTROL DEVICES (CA MUTCD), THE STATE OF CALIFORNIA DEPARTMENT OF TRANSPORTATION (CALTRANS) STANDARD PLANS AND SPECIFICATIONS DATED 2010, AND ALL ADDENDUMS THERETO, AND THE CITY OF RIVERSIDE PUBLIC WORKS DEPARTMENT STANDARD DRAWINGS, CURRENT EDITION.
- ALL STRIPING, MARKINGS, AND LEGENDS SHALL BE REFLECTORIZED THERMOPLASTIC UNLESS OTHERWISE NOTED. THE CONTRACTOR SHALL PROVIDE AND INSTALL RAISED PAVEMENT MARKERS FOR ALL STRIPING. STRIPING, MARKINGS AND LEGENDS SHALL CONFORM TO THE LATEST CALTRANS STANDARD PLANS A20A THRU A20D AND A24A THRU A24E.
- PRIOR TO FINAL ACCEPTANCE OF STREET IMPROVEMENTS, ALL PAVEMENT STRIPING AND STENCILING WITHIN THE PERIMETER OF THE CONSTRUCTION AREA SHALL BE RESTORED TO LIKE NEW CONDITION, IN A MANNER MEETING THE APPROVAL OF THE CITY OF RIVERSIDE.
- THE CONTRACTOR SHALL RE-STRIP EXISTING STRIPING AND CURB MARKINGS OBLITERATED BY NEW CONSTRUCTION, WHETHER OR NOT SHOWN ON THE PLANS FOR REPLACEMENT, AT NO COST TO THE CITY.
- ALL LOCATIONS WHERE EXISTING PAINTED CURB IS TO BE RECONSTRUCTED, THE CONTRACTOR SHALL PAINT THE NEW CURB AS SHOWN ON THE PLANS WITHIN 10 WORKING DAYS OF CURB CONSTRUCTION OR AS DIRECTED BY ENGINEER. THE PAINT SHALL BE WATER-BASED WITH 2-YEAR GUARANTEE AGAINST COLOR FADING. PRIOR TO THE START OF CONSTRUCTION, THE CONTRACTOR SHALL SUBMIT TO THE CITY WRITTEN PROOF OF THE MANUFACTURER'S 2-YEAR GUARANTEE.
- ALL NEW STRIPING SHALL BE "CAT TRACKED" AND APPROVED BY THE ENGINEER PRIOR TO FINAL INSTALLATION. THE CONTRACTOR SHALL NOTIFY THE ENGINEER AFTER COMPLETING LAYOUT AND AT LEAST 3 WORKING DAYS BEFORE COMMENCING INSTALLATION OF STRIPING, MARKINGS, AND MARKERS.
- TRAFFIC SIGN FACE SHALL BE 3M DIAMOND GRADE DG3 REFLECTIVE SHEETING (ASTM XI) OF APPROVED EQUAL WITH PROTECTIVE GRAFFITI OVERLAY FILM OR AS OTHERWISE NOTED. ALL WARNING SIGNS SHALL HAVE A FLUORESCENT YELLOW BACKGROUND AND SCHOOL SIGNS NOTED SHALL HAVE A FLUORESCENT YELLOW-GREEN BACKGROUND.
- SIGNS SHALL BE STANDARD SIZE UNLESS NOTED OTHERWISE. PRIOR TO INSTALLATION, NEW SIGNS SHALL BE APPROVED BY THE CITY OF RIVERSIDE. EXACT LOCATIONS OF SIGNS SHALL BE DETERMINED BY THE CITY OF RIVERSIDE.
- ALL EXISTING SIGNS AND POSTS TO BE REMOVED SHALL BE DELIVERED TO THE CITY OF RIVERSIDE SIGN DEPARTMENT.
- WHEN PAINT IS SPECIFIED, TRAFFIC STRIPES AND MARKINGS SHALL BE APPLIED IN TWO COATS. A MINIMUM OF SEVEN DAYS SHALL BE PROVIDED BETWEEN FIRST AND SECOND COATS.
- STRIPING SHALL BE APPLIED WITHIN 48 HOURS OF SURFACE COURSE REPLACEMENT ON STREETS OPEN TO THE PUBLIC. IN NO CASE SHALL A NEWLY PAVED STREET OPEN TO THE PUBLIC BE LEFT UNSTRIPED OVER A WEEKEND OR HOLIDAY.
- CONTRACTOR SHALL INSTALL NEW SIGN(S) AND/OR POST(S) PER CITY OF RIVERSIDE STANDARD DRAWING NO. 664, SEE SPECIFICATIONS.
- CONTRACTOR SHALL INSTALL NEW STREET NAME SIGNS AND POST PER CITY OF RIVERSIDE STANDARD DRAWING NO. 662, SEE SPECIFICATIONS.
- ALL CONFLICTING STRIPING, PAVEMENT MARKINGS, LEGENDS, AND RAISED PAVEMENT MARKERS SHALL BE REMOVED EVEN IF NOT SHOWN ON PLANS. REMOVALS OF PAINTED STRIPING, PAVEMENT MARKINGS, AND LEGENDS SHALL BE DONE BY WET SANDBLASTING. REMOVALS OF THERMOPLASTIC STRIPING, PAVEMENT MARKINGS AND LEGENDS SHALL BE REMOVED BY WET SANDBLASTING, GRINDING OR OTHER APPROVED METHOD AND SHALL NOT DAMAGE THE PAVEMENT. "BLACK OUT" OF EXISTING DELINEATION IS NOT PERMITTED. ALL DAMAGED PAVEMENT DUE TO REMOVALS SHALL BE REPAIRED AS NECESSARY TO MAINTAIN A SMOOTH AND UNIFORM SURFACE OR AS DIRECTED BY THE ENGINEER.
- WHERE APPLICABLE, OUTBOUND LANE LINE DETAILS SHALL COMMENCE AT THE CROSSWALK, MEANING THE PAINTED PORTION OF THE DETAIL SHALL JOIN THE CROSSWALK.

**STRIPING AND SIGNAGE PLAN**

SCALE 1" = 20'

**CONSTRUCTION NOTES:**

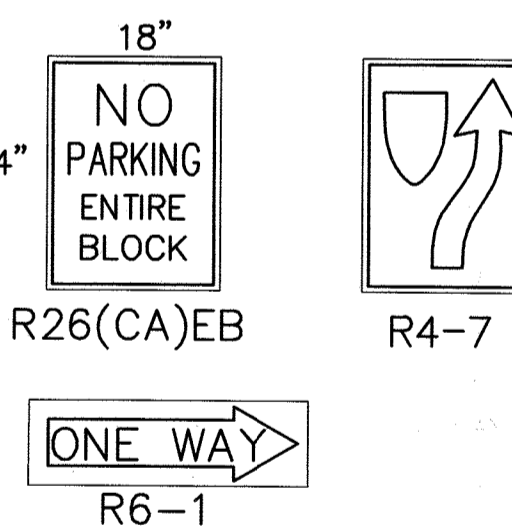
- (A) INSTALL THERMOPLASTIC TYPE I PAVEMENT ARROWS PER CALTRANS STANDARD A24A
- (B) INSTALL THERMOPLASTIC TYPE IV (L) OR (R) PAVEMENT ARROW PER CALTRANS STANDARD A24A.
- (D) INSTALL BICYCLE PAVEMENT MARKING WITH ARROW PER DETAIL "A" ON THIS SHEET.
- (E) INSTALL BIKE LANE LINE PER DETAIL 39 CALTRANS STANDARD A20D.
- (F) INSTALL LANE LINE PER DETAIL 12 CALTRANS STANDARD A20A.
- (G) INSTALL SIGN POST PER CITY STANDARD DRAWING NO. 664. EXACT LOCATION TO BE DETERMINED INTO THE FIELD.
- (H) INSTALL THERMOPLASTIC CHANNELIZING LANE LINE PER DETAIL 38 CALTRANS STANDARD A20D.
- (J) REMOVE AND RELOCATE EXISTING SIGN AND POST. INSTALL POST PER CITY STANDARD NO. 664.
- (K) PAINT MEDIAN NOSE AND INSTALL RAISED PAVEMENT MARKERS PER MEDIAN NOSE DETAIL "B" ON THIS SHEET.
- (L) INSTALL LEFT EDGE LINE STRIPING PER DETAIL 25A.
- (M) BIKE LANE INTERSECTION LINE PER DETAIL 39A CALTRANS STANDARD A20D.
- (R) PAINT 12" WIDE THERMOPLASTIC WHITE LINE PER CALTRANS STANDARD A24E.
- (S) PAINT LANE LINE THROUGH INTERSECTION PER DETAIL 40 CALTRANS STANDARD A20D.
- (T) PAINT DOUBLE YELLOW SOLID LINES PER DETAIL 22 CALTRANS STANDARD A20A.
- (V) PAINT 6" WIDE SOLID WHITE STRIPE AT 25' ON CENTER
- (W) INSTALL BIKE LANE STRIPING WITH GREEN PAVEMENT MARKINGS PER DETAIL "C" ON SHEET 2.

**LEGEND**

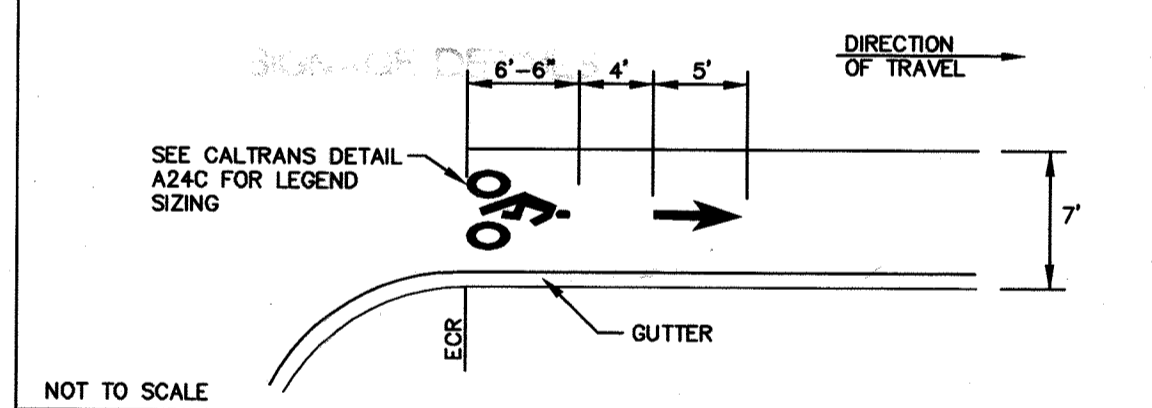
DESCRIPTION  
PROPOSED SIGN AND POST  
EXISTING SIGN TO BE RELOCATED

SYMBOL

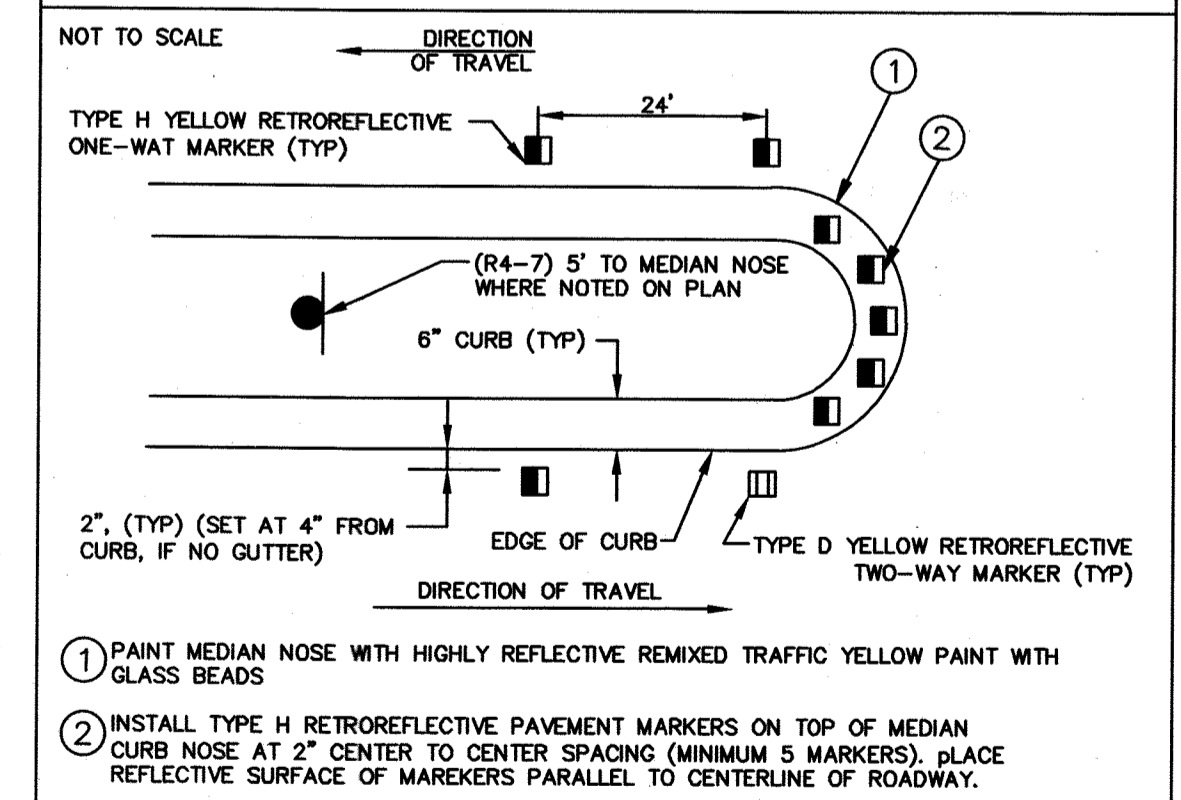
**SIGNAGE DETAILS:**



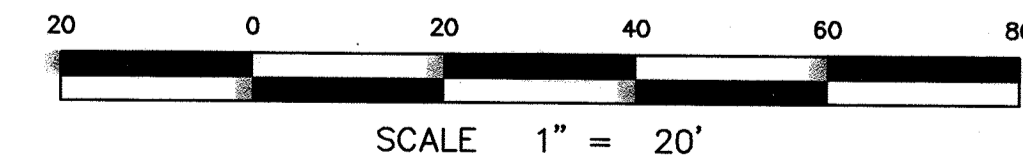
**BIKE LANE LEGEND DETAIL - DETAIL "A"**



**MEDIAN NOSE DETAIL - DETAIL "B"**



STRIPING AND SIGNAGE PLAN



**RIVERSIDE PUBLIC UTILITIES - WATER**  
FOR WATER CONFLICTS ONLY  
APPROVED: *Matthew St.* DATE: 4/30/2015

**RIVERSIDE PUBLIC UTILITIES - ELECTRIC**  
APPROVED: *James Angel* DATE: 4/30/15

**BENCHMARK:**  
DESCRIPTION: G3-K3-CITY OF RIVERSIDE P.K. NAIL IN EAST CURB OF VAN BUREN BLVD. 0.5 FEET SOUTHERLY OF THE SOUTHEAST CURB RETURN OF A DRIVEWAY TO A SHOPPING CENTER AT THE INTERSECTION OF VAN BUREN BLVD. AND PHILBIN AVE.  
ELEVATION: 739.275'  
DATUM: NGVD29

**IMPORTANT NOTICE**  
Section 4216/4217 of the Government Code requires a Dig Alert identification number to be posted before a permit to excavate will be valid. For your Dig Alert ID, Number call CALL TOLL FREE 48 HOURS BEFORE YOU DIG UNDERGROUND SERVICE ALERT 1-800-227-2600

**NASLAND ENGINEERING**  
CIVIL ENGINEERING • SURVEYING • LAND PLANNING  
4760 Balfour Street, San Diego, California, 92111 • 619-580-7770  
*Peter Bowen Ritchey*  
PETER BOWEN RITCHEY  
R.C.E. No. 67652 expires 6/30/15  
DATE: 4-23-15

MARK	REVISIONS	APPR.	DATE

**CITY OF RIVERSIDE, CALIFORNIA**  
PUBLIC WORKS DEPARTMENT

APPROVED BY	BY	DATE	APPROVED BY

DESIGNED BY: SH DRAWN BY: SH CHECKED BY: PR

**RIVERSIDE (S)**  
**WALMART EXPANSION**  
#2028-03  
VAN BUREN BOULEVARD  
STA - STA  
HORIZONTAL SCALE: 1" = 20'

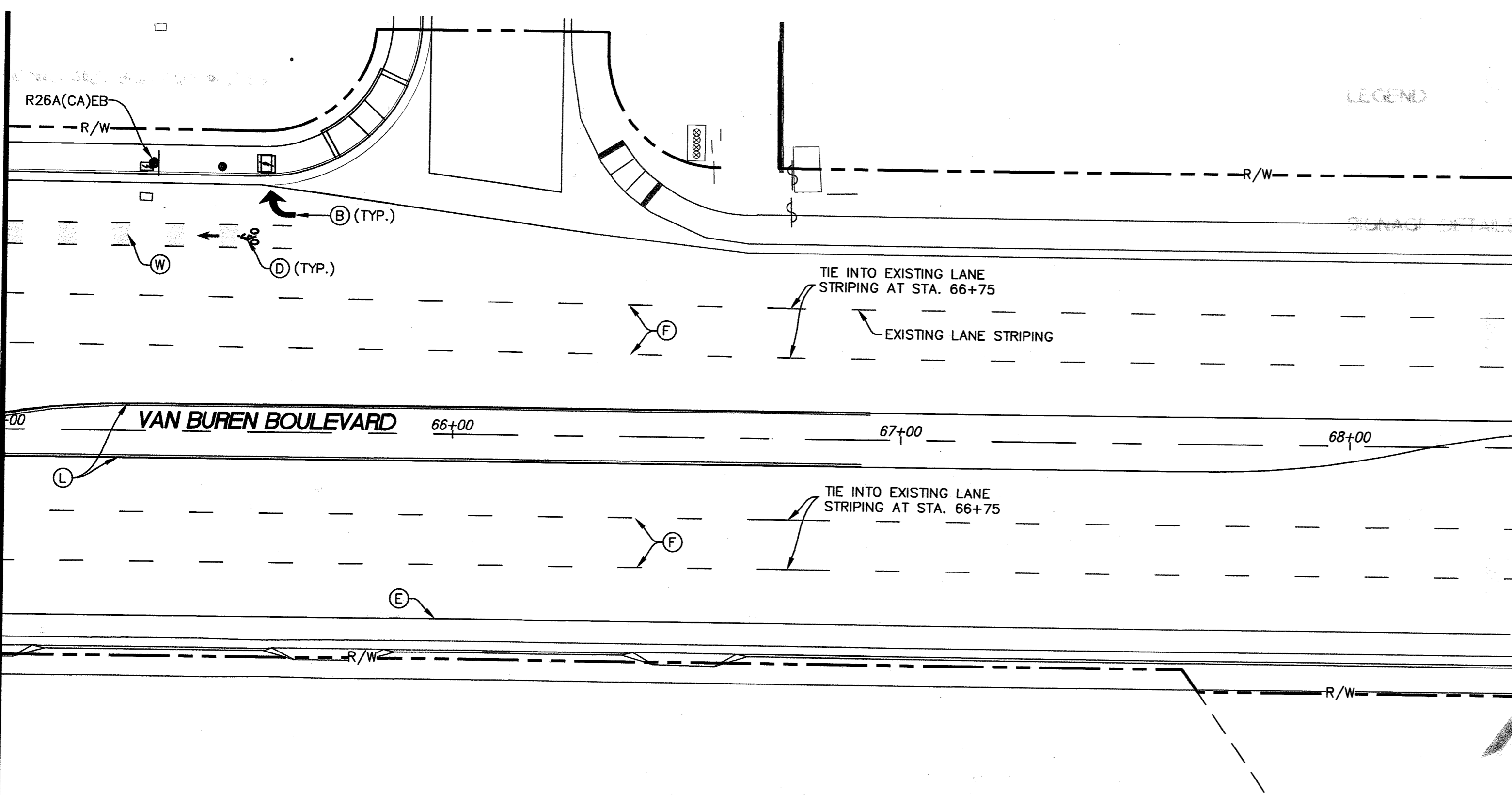
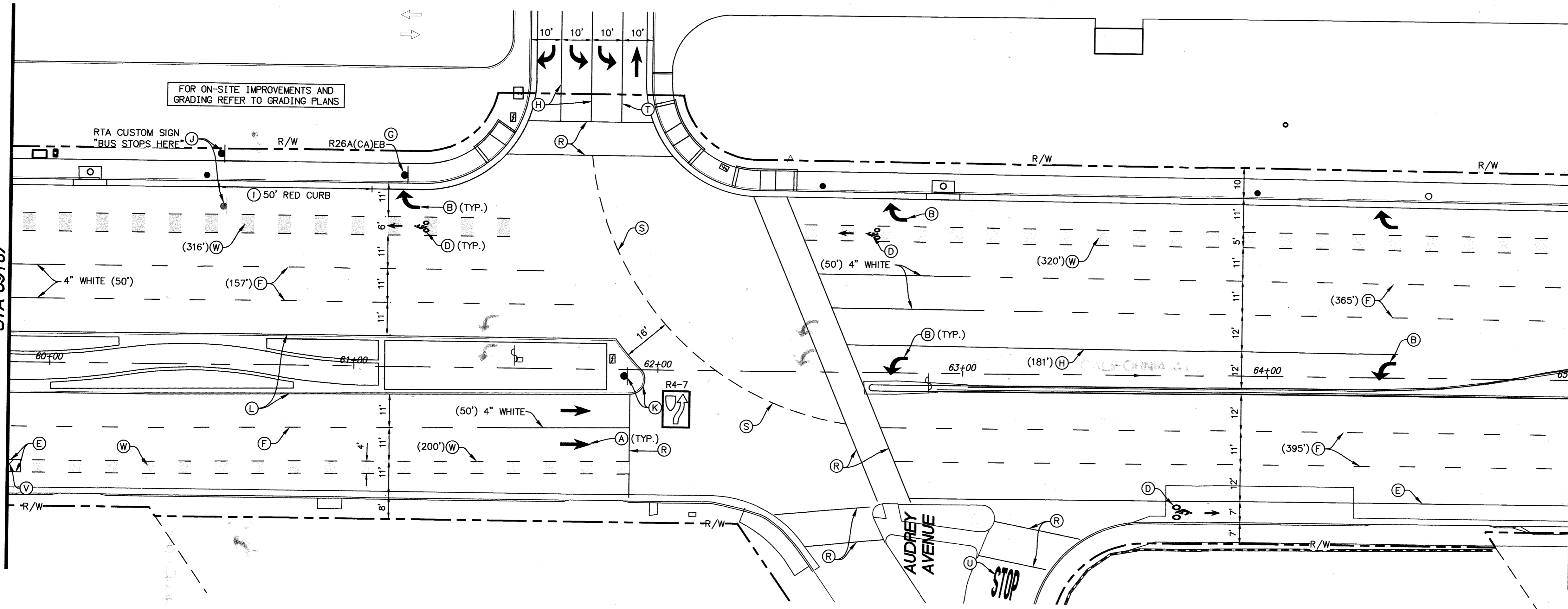
**PLAN DATE IDENTIFIER**  
DATE OF LAST CHANGE TO THIS PLAN: 1/10/24/14 (REV. 01)

PW14-0038  
**XL-722**  
SHEET 1 OF 2

MATCHLINE: SEE SHEET 8  
STA 59+87

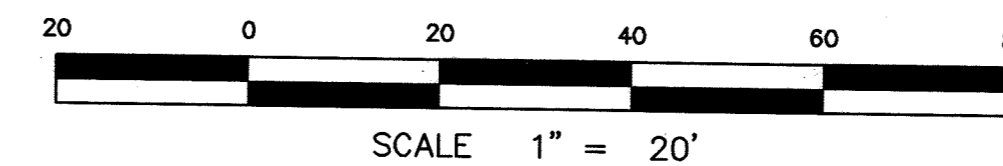
MATCHLINE: STA 65+00

MATCHLINE: STA 65+00



### STRIPING AND SIGNAGE PLAN

SCALE 1" = 20'



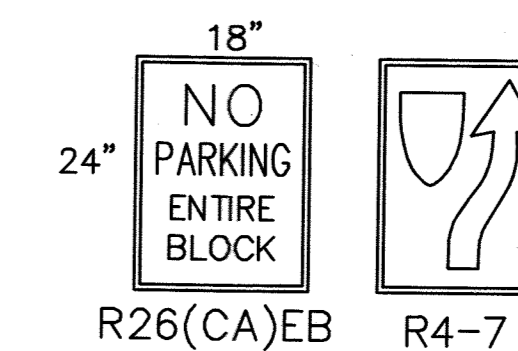
#### CONSTRUCTION NOTES:

- (A) INSTALL THERMOPLASTIC TYPE I PAVEMENT ARROWS PER CALTRANS STANDARD A-24A
- (B) INSTALL THERMOPLASTIC TYPE IV (L) OR (R) PAVEMENT ARROW PER CALTRANS STANDARD A-24A.
- (D) INSTALL BICYCLE PAVEMENT MARKING WITH ARROW PER DETAIL "A" ON SHEET 1.
- (E) INSTALL BIKE LANE LINE PER DETAIL 39 CALTRANS STANDARD A-20D.
- (F) INSTALL LANE LINE PER DETAIL 12 CALTRANS STANDARD A-20A.
- (G) INSTALL POST PER CITY STANDARD NO. 664.
- (H) INSTALL THERMOPLASTIC CHANNELIZING LANE LINE PER DETAIL 38 CALTRANS STANDARD A-20D.
- (I) PAINT CURB RED.
- (J) REMOVE AND RELOCATE EXISTING SIGN AND POST. INSTALL POST PER CITY STANDARD NO. 664.
- (K) PAINT MEDIAN NOSE AND INSTALL RAISED PAVEMENT MARKERS PER MEDIAN NOSE DETAIL "B" ON SHEET 1.
- (L) INSTALL LEFT EDGE LINE STRIPING PER DETAIL 26A.
- (M) BIKE LANE INTERSECTION LINE PER DETAIL 39A CALTRANS STANDARD A20D.
- (R) PAINT 12" WIDE THERMOPLASTIC WHITE LINE PER CALTRANS STANDARD A24E.
- (S) PAINT LANE LINE THROUGH INTERSECTION PER DETAIL 40 CALTRANS STANDARD A20D.
- (T) PAINT DOUBLE YELLOW SOLID LINES PER DETAIL 22 CALTRANS STANDARD A20A.
- (U) PAINT WHITE PAVEMENT MARKING "STOP" PER CATRANS STANDARD A24D.
- (V) PAINT 4" WIDE SOLID WHITE STRIPE AT 10' ON CENTER
- (W) INSTALL BIKE LANE STRIPING WITH GREEN PAVEMENT MARKINGS PER DETAIL "C" ON THIS SHEET.

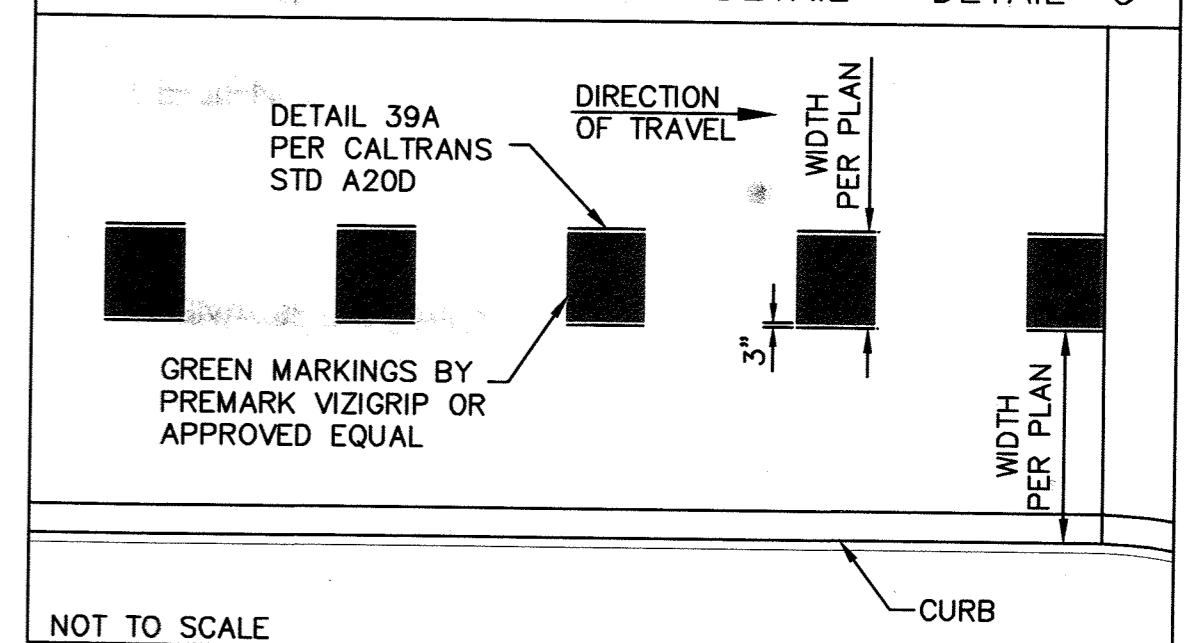
#### LEGEND

DESCRIPTION	SYMBOL
PROPOSED SIGN AND POST	
EXISTING SIGN TO BE RELOCATED	

#### SIGNAGE DETAILS:



#### BIKE LANE WITH GREEN PAINT DETAIL - DETAIL "C"



**RIVERSIDE PUBLIC UTILITIES - WATER**  
FOR WATER CONFLICTS ONLY  
APPROVED: *Matthew Rutz* DATE: 4/30/2015

**RIVERSIDE PUBLIC UTILITIES - ELECTRIC**  
APPROVED: *Simon Lopez* DATE: 4/30/15

**BENCHMARK:**  
DESCRIPTION: G3-K3-CITY OF RIVERSIDE P.K. NAIL IN EAST CURB OF VAN BUREN BLVD. 0.5 FEET SOUTHERLY OF THE SOUTHEAST CURB RETURN OF A DRIVEWAY TO A SHOPPING CENTER AT THE INTERSECTION OF VAN BUREN BLVD. AND PHILBIN AVE.  
ELEVATION: 739.275'  
DATUM: NCGVD29

**IMPORTANT NOTICE**  
Section 4216/4217 of the Government Code require a Dig Alert Identification Number to be tagged before a "Permit to Excavate" will be valid. For your Dig Alert I.D. Number call CALL TOLL FREE 48 HOURS BEFORE YOU DIG UNDERGROUND SERVICE ALERT 1-800-227-2600

**NASLAND ENGINEERING**  
CIVIL ENGINEERING • SURVEYING • LAND PLANNING  
4710 Rufus Street, San Diego, California, 92111 • 619-592-7770  
*Peter Bowen Ritchey*  
PETER BOWEN RITCHEY  
R.C.E. No. 67852 expires 6/30/15  
DATE: 4-23-15



MARK	REVISIONS	APPR.	DATE

**CITY OF RIVERSIDE, CALIFORNIA**  
PUBLIC WORKS DEPARTMENT

APPROVED BY	BY	DATE	APPROVED BY
ENGINEERING MANAGER	Fm	5/19/15	<i>Paul B. J.</i>
CAPITAL PROJECTS			CITY ENGINEER/PW DIRECTOR
TRAFFIC ENGINEERING			DATE: 5/18/2015

**RIVERSIDE (S)**  
**WALMART EXPANSION**  
#2028-03  
VAN BUREN BOULEVARD  
- STA -  
HORIZONTAL SCALE: 1" = 20'

PLAN DATE IDENTIFIER  
DATE OF LAST CHANGE TO THIS PLAN: 10/24/14 BY: J.L.  
PW14-0038  
XL-722  
SHEET 2 OF 2