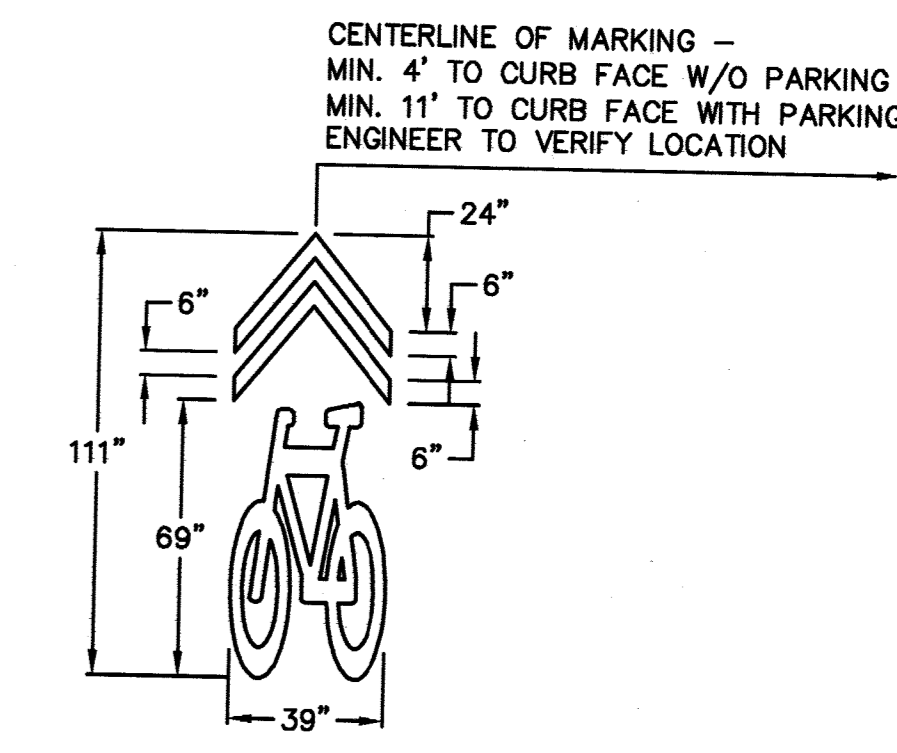
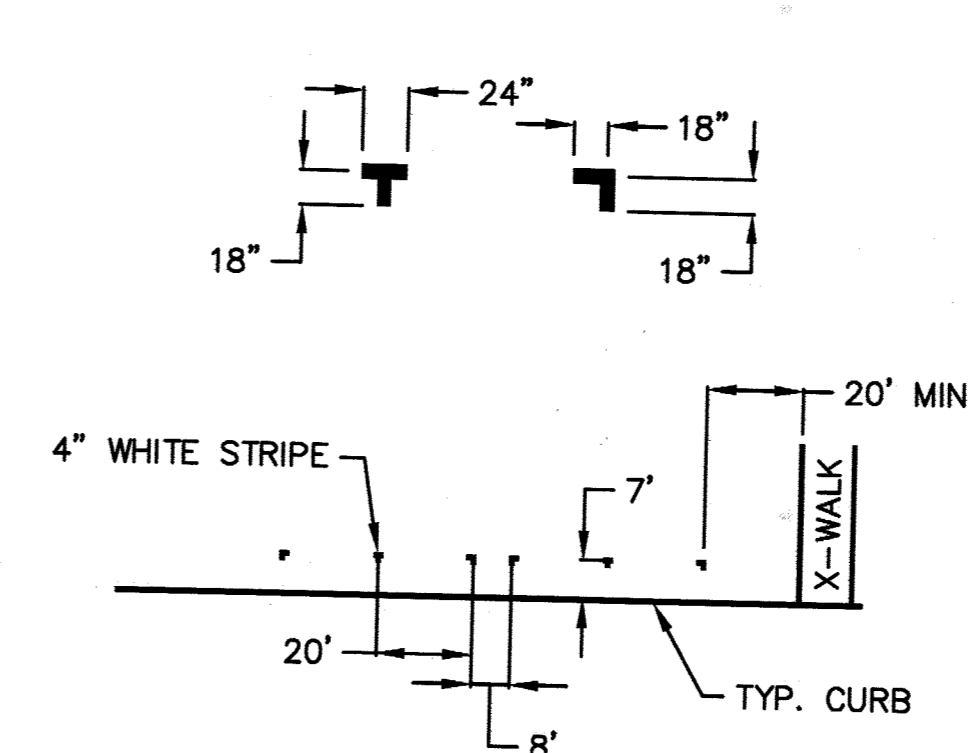
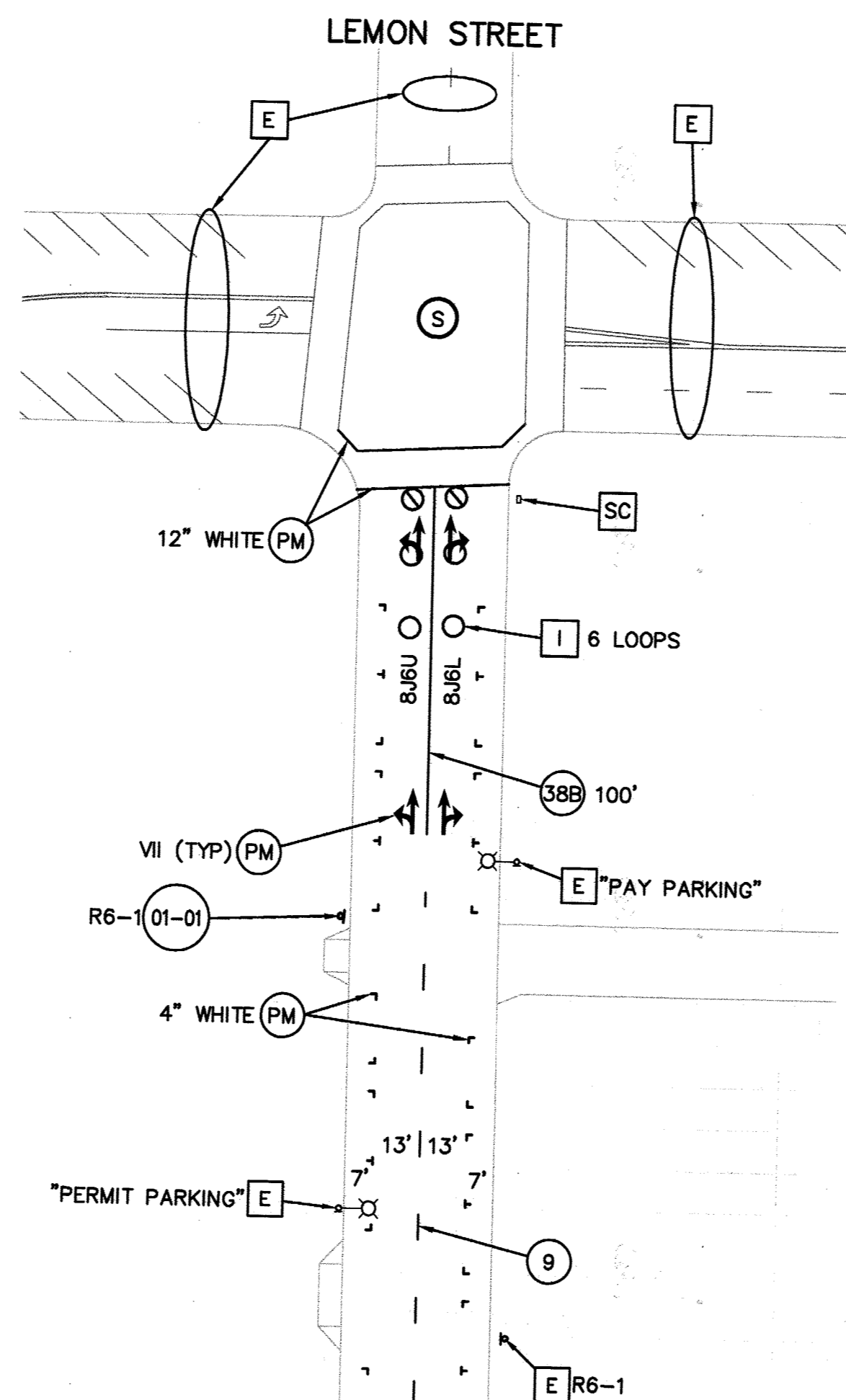


SIGNING AND STRIPING GENERAL NOTES:

- SIGNING AND STRIPING INSTALLATIONS SHALL CONFORM TO THE 2014 CALIFORNIA MANUAL ON UNIFORM TRAFFIC CONTROL DEVICES (CA MUTCD), THE STATE OF CALIFORNIA DEPARTMENT OF TRANSPORTATION (CALTRANS) STANDARD PLANS AND SPECIFICATIONS DATED 2010, AND ALL ADDENDUMS THERETO, AND THE CITY OF RIVERSIDE PUBLIC WORKS DEPARTMENT STANDARD DRAWINGS, CURRENT EDITION.
- ALL STRIPING, MARKINGS, AND LEGENDS SHALL BE REFLECTORIZED THERMOPLASTIC UNLESS OTHERWISE NOTED. THE CONTRACTOR SHALL PROVIDE AND INSTALL RAISED PAVEMENT MARKERS FOR ALL STRIPING. STRIPING, MARKINGS AND LEGENDS SHALL CONFORM TO THE LATEST CALTRANS STANDARD PLANS A20A THRU A20D AND A24A THRU A24E.
- PRIOR TO FINAL ACCEPTANCE OF STREET IMPROVEMENTS, ALL PAVEMENT STRIPING AND STENCILING WITHIN THE PERIMETER OF THE CONSTRUCTION AREA SHALL BE RESTORED TO LIKE NEW CONDITION, IN A MANNER MEETING THE APPROVAL OF THE CITY OF RIVERSIDE.
- THE CONTRACTOR SHALL RE-STRIP EXISTING STRIPING AND CURB MARKINGS OBLITERATED BY NEW CONSTRUCTION, WHETHER OR NOT SHOWN ON THE PLANS FOR REPLACEMENT, AT NO COST TO THE CITY.
- AT LOCATIONS WHERE EXISTING PAINTED CURB IS TO BE RECONSTRUCTED, THE CONTRACTOR SHALL PAINT THE NEW CURB AS SHOWN ON THE PLANS WITHIN 10 WORKING DAYS OF CURB CONSTRUCTION OR AS DIRECTED BY ENGINEER. THE PAINT SHALL BE WATER-BASED WITH 2-YEAR GUARANTEE AGAINST COLOR FADING. PRIOR TO THE START OF CONSTRUCTION, THE CONTRACTOR SHALL SUBMIT TO THE CITY WRITTEN PROOF OF THE MANUFACTURER'S 2-YEAR GUARANTEE.
- ALL NEW STRIPING SHALL BE "CAT TRACKED" AND APPROVED BY THE ENGINEER PRIOR TO FINAL INSTALLATION. THE CONTRACTOR SHALL NOTIFY THE ENGINEER AFTER COMPLETING LAYOUT AND AT LEAST 3 WORKING DAYS BEFORE COMMENCING INSTALLATION OF STRIPING, MARKINGS AND MARKERS.
- STRIPING SHALL BE APPLIED WITHIN 48 HOURS OF SURFACE COURSE REPLACEMENT ON STREETS OPEN TO THE PUBLIC. IN NO CASE SHALL A NEWLY PAVED STREET OPEN TO THE PUBLIC BE LEFT UNSTRIPED OVER A WEEKEND OR HOLIDAY.
- ALL CONFLICTING STRIPING, PAVEMENT MARKINGS, LEGENDS, AND RAISED PAVEMENT MARKERS SHALL BE REMOVED EVEN IF NOT SHOWN ON PLANS. REMOVALS OF PAINTED STRIPING, PAVEMENT MARKINGS AND LEGENDS SHALL BE DONE BY WET SANDBLASTING. REMOVALS OF THERMOPLASTIC STRIPING, PAVEMENT MARKINGS AND LEGENDS SHALL BE REMOVED BY WET SANDBLASTING, GRINDING OR OTHER APPROVED METHOD AND SHALL NOT DAMAGE THE PAVEMENT. "BLACK OUT" OF EXISTING DELINEATION IS NOT PERMITTED. ALL DAMAGED PAVEMENT DUE TO REMOVALS SHALL BE REPAIRED AS NECESSARY TO MAINTAIN A SMOOTH AND UNIFORM SURFACE OR AS DIRECTED BY THE ENGINEER. ALL STRIPING REMOVALS AND LEGENDS SHALL BE "FOG SEALED".
- WHERE APPLICABLE, OUTBOUND LANE LINE DETAILS SHALL COMMENCE AT THE CROSSWALK, MEANING THE PAINTED PORTION OF THE DETAIL SHALL JOIN THE CROSSWALK.

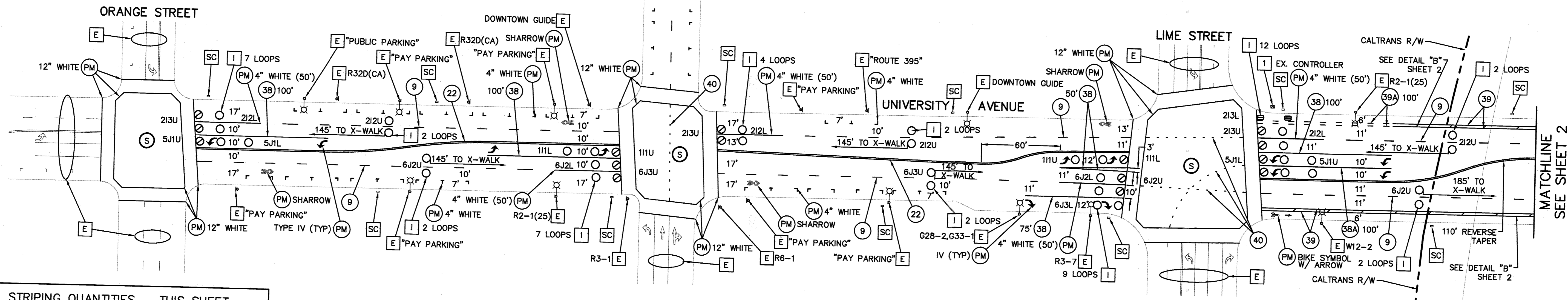
TRAFFIC SIGNAL GENERAL NOTES:

- ALL ITEMS FURNISHED AND ALL WORK TO BE DONE SHALL CONFORM TO THE REQUIREMENTS OF THE STATE OF CALIFORNIA, DEPARTMENT OF TRANSPORTATION (CALTRANS) STANDARD PLANS AND SPECIFICATIONS, DATED 2010; THE CALIFORNIA MANUAL ON UNIFORM TRAFFIC CONTROL DEVICES ADOPTED 2014; AND THE SPECIAL PROVISIONS.
- THE CONTRACTOR SHALL OBTAIN ALL NECESSARY PERMITS TO NOTIFY ALL AFFECTED AGENCIES AND THE RIVERSIDE UTILITY COMPANIES A MINIMUM OF 48 HOURS PRIOR TO START OF CONSTRUCTION.
- UNLESS SHOWN OTHERWISE, INDUCTIVE LOOPS SHALL BE MODIFIED TYPE "D" & TYPE "E" WITH 10', 15' AND 30' SPACING IN THE DIRECTION OF TRAVEL. NECESSARY STRIPING SHALL BE LOCATED PRIOR TO POSITIONING LOOPS. LOOPS SHALL BE SEALED WITH HOT MELT SEALANT. SEE DETAIL.
- UNDERGROUND SIGNAL CONDUCTORS SHALL NOT BE SPLICED.
- THE CONTRACTOR SHALL VERIFY WITH THE ENGINEER THE PRECISE FIELD LOCATIONS OF ALL TRAFFIC SIGNAL EQUIPMENT PRIOR TO THE INSTALLATION.
- IT SHALL BE THE RESPONSIBILITY OF THE CONTRACTOR TO FURNISH AND INSTALL ANY ADDITIONAL LOAD SWITCHES AND/OR DETECTOR CARDS, IF NECESSARY, FOR THE PROPOSED OPERATION.



TYPICAL PARKING STALL DETAIL
N.T.S.

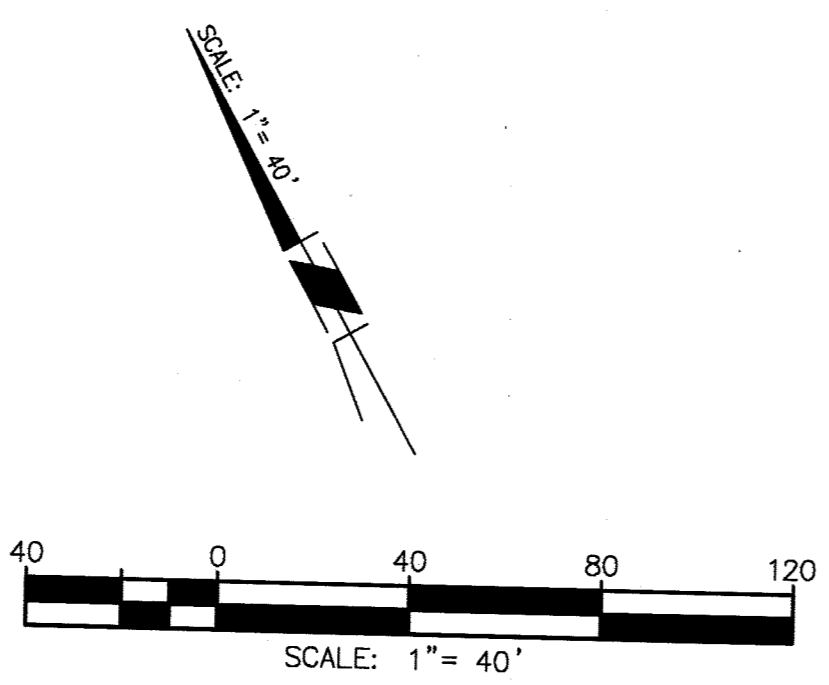
SHARROW DETAIL:
N.T.S.



MATCHLINE
SEE SHEET 2

STRIPING QUANTITIES - THIS SHEET

| ITEM | DESCRIPTION | QUANTITY | UNIT |
|------|-------------|----------|------|
| 1 | DETAIL 9 | 1,700 | LF |
| 2 | DETAIL 22 | 860 | LF |
| 3 | DETAIL 38 | 475 | LF |
| 4 | DETAIL 38A | 100 | LF |
| 5 | DETAIL 38B | 100 | LF |
| 6 | DETAIL 39 | 635 | LF |
| 7 | DETAIL 39A | 200 | LF |
| 8 | DETAIL 40 | 310 | LF |
| 9 | 4\"/> | | |



SIGN QUANTITIES - THIS SHEET

| SIGN NUMBER | SIGN CODE | INSTALL ROADSIDE SIGN(S) | | | INSTALL STREET NAME SIGN | RELOCATE ROADSIDE SIGN(S) | | REMOVE SIGN(S) |
|---------------------|-----------|--------------------------|----------|----------|--------------------------|---------------------------|----------|----------------|
| | | NO POST | ONE POST | TWO POST | | NO POST | ONE POST | |
| 01-01 | R6-1 | | 1 | | | | | |
| GRAND TOTAL: | | | 1 | | | | | |

- LEGEND:**
- # INSTALL CALTRANS STRIPING DETAIL PER NUMBER NOTED, INCLUDING INSTALLATION OF RAISED PAVEMENT MARKERS.
 - PM INSTALL PAVEMENT MARKING OR ARROW AS NOTED.
 - S EXISTING SIGNALIZED INTERSECTION
 - XX' PROPOSED WIDTH
 - SC SPLICE NEW TO EXISTING CONDUCTORS
 - I INSTALL DETECTOR LOOPS PER DETAIL.
 - 1 CONTRACTOR SHALL INSTALL (1) NEW DLC, APPROX. 15' FOR LOOPS 213L FROM THE ADJACENT PULLBOX TO THE EXISTING CONTROLLER, THE INSTALLATION OF (1) NEW 2-CHANNEL DETECTOR CARD MAY BE NECESSARY FOR THE PROPOSED CONFIGURATION.

Under Ground Service Alert of Southern California
Call: TOLL FREE 1-800-227-2600
TWO WORKING DAYS BEFORE YOU DIG

ENGINEER IN RESPONSIBLE CHARGE
GILBERT M. HERNANDEZ
R.C.E. No. 69170 EXPIRES: 8-30-16
DATE 10-21-15

| MARK | REVISIONS | APPR. | DATE |
|------|-----------|-------|------|
| | | | |

DESIGNED BY: GMH DRAWN BY: DMC CHECKED BY: MS

CITY OF RIVERSIDE, CALIFORNIA DEPARTMENT OF PUBLIC WORKS

APPROVED BY: [Signature] DATE: 12-9-15
ENGINEERING MANAGER
TRAFFIC DIVISION
CONSTRUCTION ADMIN. 5#

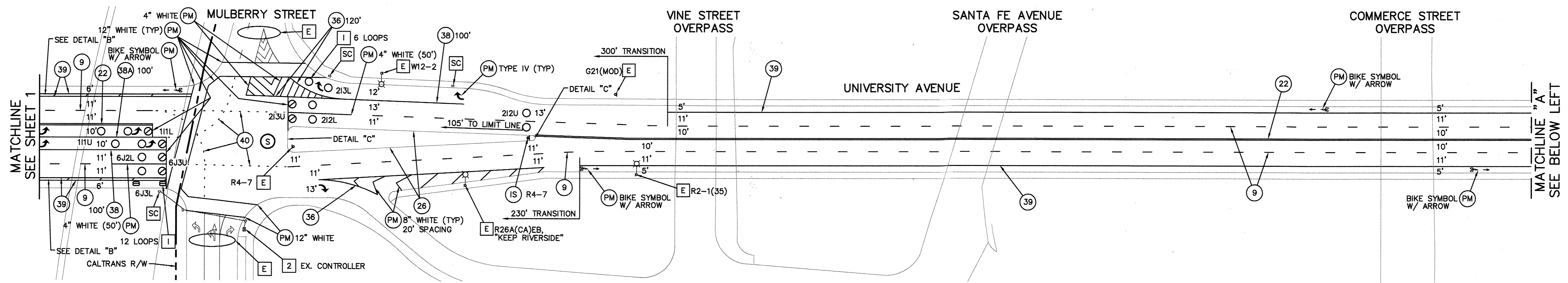
APPROVED BY: [Signature] DATE: 12/3/15
CITY ENGINEER

CALTRANS ENCROACHMENT PERMIT # 08-15-N-MC-0656

SIGNING AND STRIPING PLAN
UNIVERSITY AVENUE FROM ORANGE STREET TO PARK AVENUE

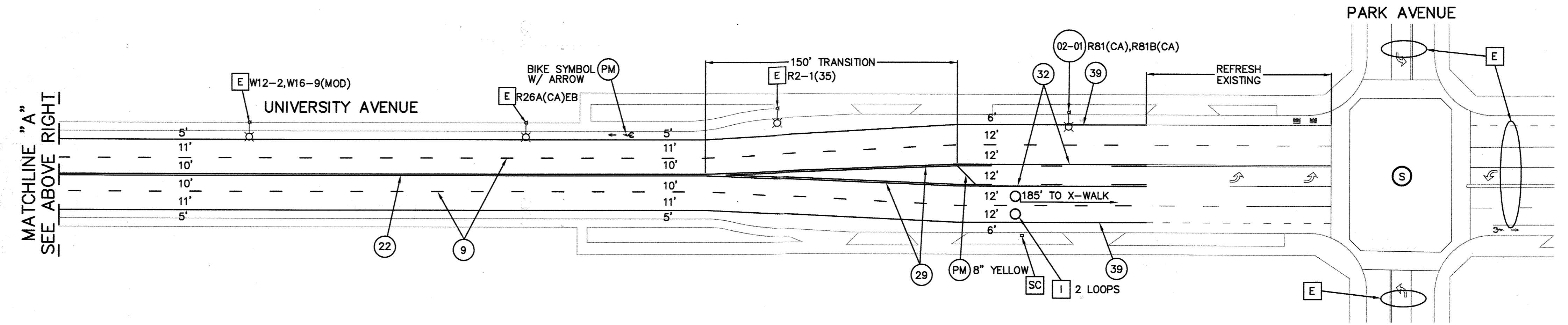
XL-735
SHEET 1 OF 2
FILE NAME: XL735.DWG

SCALE: 1" = 40'



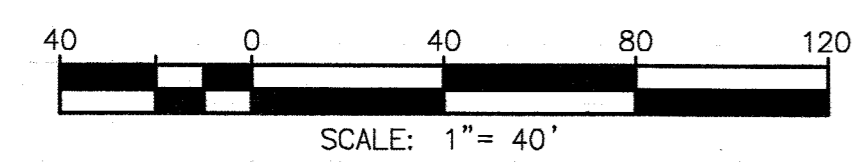
SIGN QUANTITIES - THIS SHEET

| SIGN NUMBER | SIGN CODE | INSTALL ROADSIDE SIGN(S) | | | RELOCATE ROADSIDE SIGN(S) | REMOVE SIGN(S) |
|---------------------|------------------|--------------------------|----------|----------|---------------------------|----------------|
| | | NO POST | ONE POST | TWO POST | | |
| 02-01 | R81(CA),R81B(CA) | | | | | 1 |
| GRAND TOTAL: | | | | | | 1 |



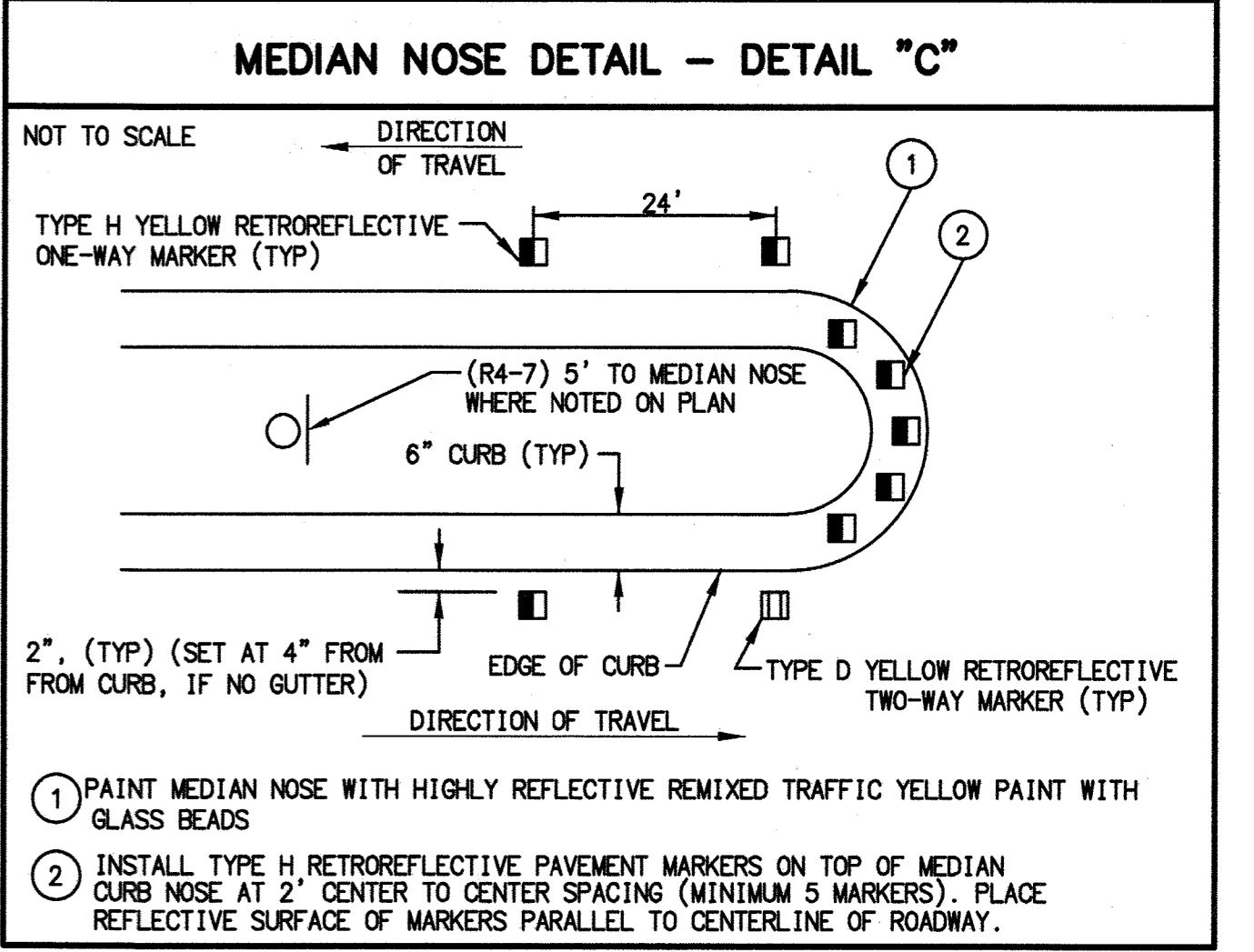
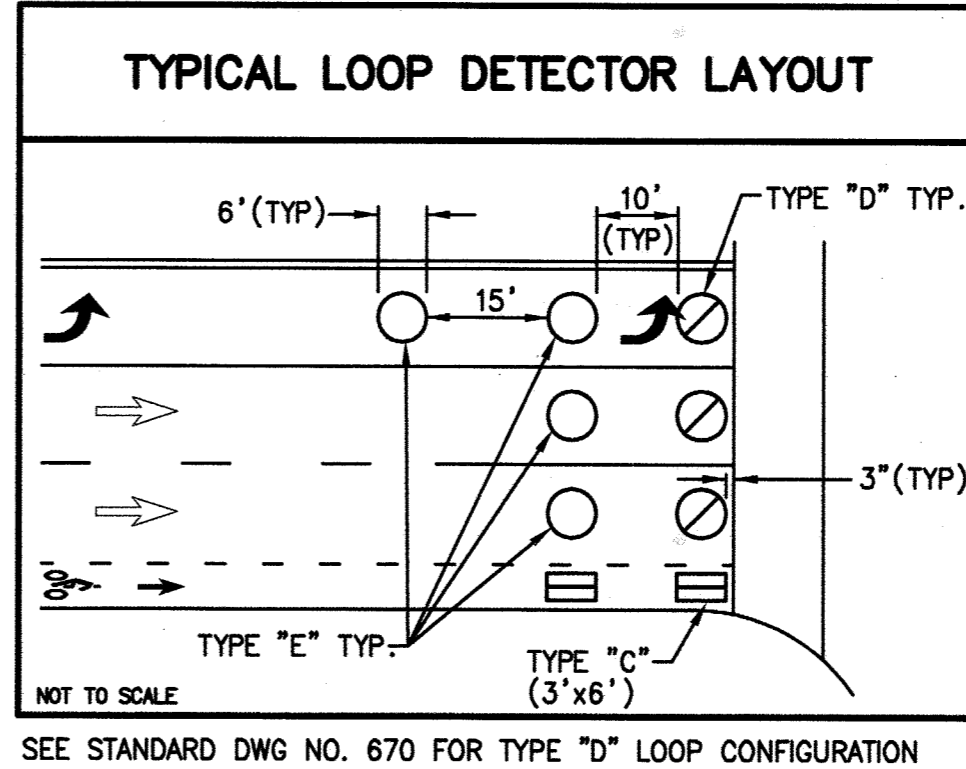
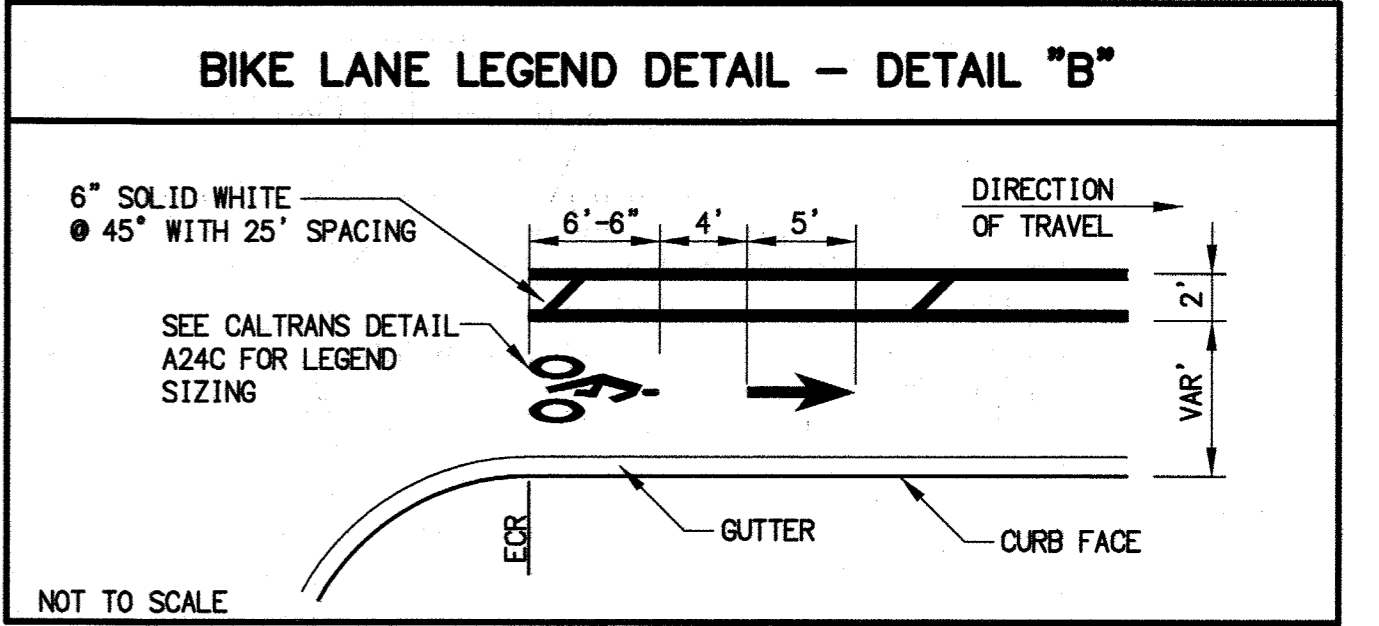
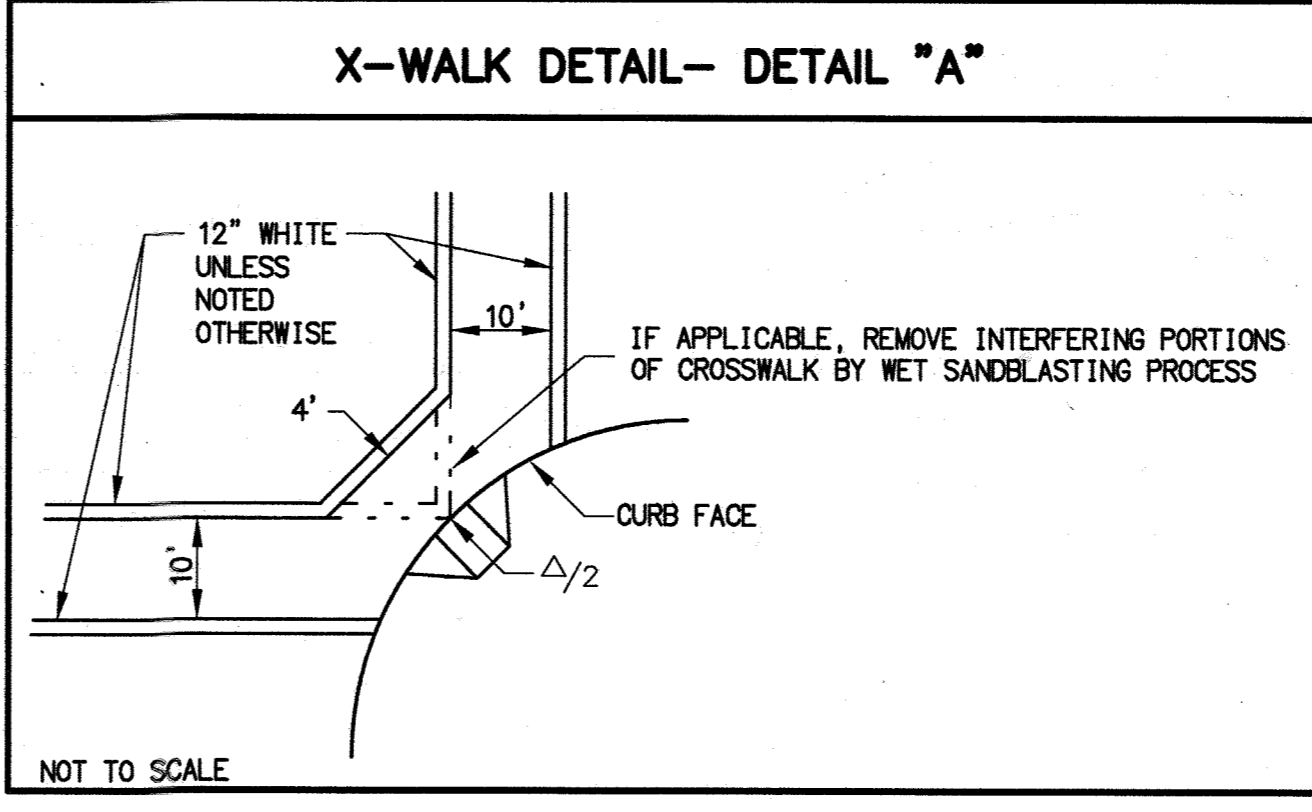
LEGEND AND CONSTRUCTION NOTES:

- # INSTALL CALTRANS STRIPING DETAIL PER NUMBER NOTED, INCLUDING INSTALLATION OF RAISED PAVEMENT MARKERS.
- PM INSTALL PAVEMENT MARKING OR ARROW AS NOTED.
- S EXISTING SIGNALIZED INTERSECTION
- XX' PROPOSED WIDTH
- SC SPLICE NEW TO EXISTING CONDUCTORS
- I INSTALL DETECTOR LOOPS PER DETAIL
- IS INSTALL NEW SIGN AND POST
- 2 CONTRACTOR SHALL INSTALL (1) NEW DLC, APPROX. 100' FOR LOOPS 6J3L, FROM THE ADJACENT PULLBOX TO THE EXISTING CONTROLLER, THE INSTALLATION OF (1) NEW 2-CHANNEL DETECTOR CARD MAY BE NECESSARY FOR THE PROPOSED CONFIGURATION.



STRIPING QUANTITIES - THIS SHEET

| ITEM | DESCRIPTION | QUANTITY | UNIT |
|------|---------------------------|----------|------|
| 1 | DETAIL 9 | 3,540 | LF |
| 2 | DETAIL 22 | 1,385 | LF |
| 3 | DETAIL 26 | 400 | LF |
| 4 | DETAIL 29 | 280 | LF |
| 5 | DETAIL 32 | 230 | LF |
| 6 | DETAIL 36 | 345 | LF |
| 7 | DETAIL 38 | 260 | LF |
| 8 | DETAIL 38A | 100 | LF |
| 9 | DETAIL 39 | 3,310 | LF |
| 10 | DETAIL 39A | 100 | LF |
| 11 | DETAIL 40 | 300 | LF |
| 12 | 4" SOLID WHITE | 315 | LF |
| 13 | 8" SOLID YELLOW/WHITE | 125 | LF |
| 14 | 12" SOLID WHITE | 500 | LF |
| 15 | PAVEMENT LEGENDS/MARKINGS | 210 | SF |
| 16 | MEDIAN NOSE DETAIL | 2 | EA |
| 17 | TYPE "C" DETECTOR LOOP | 2 | EA |
| 18 | TYPE "D" DETECTOR LOOP | 6 | EA |
| 19 | TYPE "E" DETECTOR LOOP | 14 | EA |



CALTRANS ENCROACHMENT PERMIT # 08-15-N-MC-0656

Under Ground Service Alert of Southern California
 Call: TOLL FREE 1-800-227-2600
 TWO WORKING DAYS BEFORE YOU DIG

ENGINEER IN RESPONSIBLE CHARGE

GILBERT M. HERNANDEZ
 R.C.E. No. 69170 EXPIRES: 6-30-16
 DATE: 10-21-15

| MARK | REVISIONS | APPR. | DATE |
|------|-----------|-------|------|
| | | | |

CITY OF RIVERSIDE, CALIFORNIA
 DEPARTMENT OF PUBLIC WORKS

APPROVED BY: [Signature] DATE: 12-4-15
 ENGINEERING MANAGER
 TRAFFIC DIVISION
 CONSTRUCTION ADMIN. SAH

SIGNING AND STRIPING PLAN

UNIVERSITY AVENUE
 FROM ORANGE STREET
 TO PARK AVENUE

SCALE: 1" = 40'

XL-735

SHEET 2 OF 2

FILE NAME: XL735.DWG