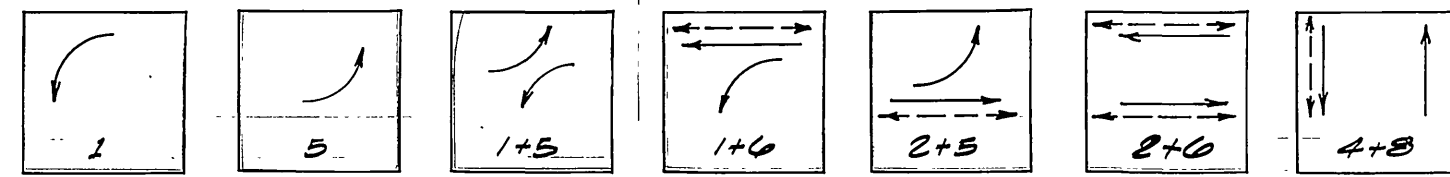
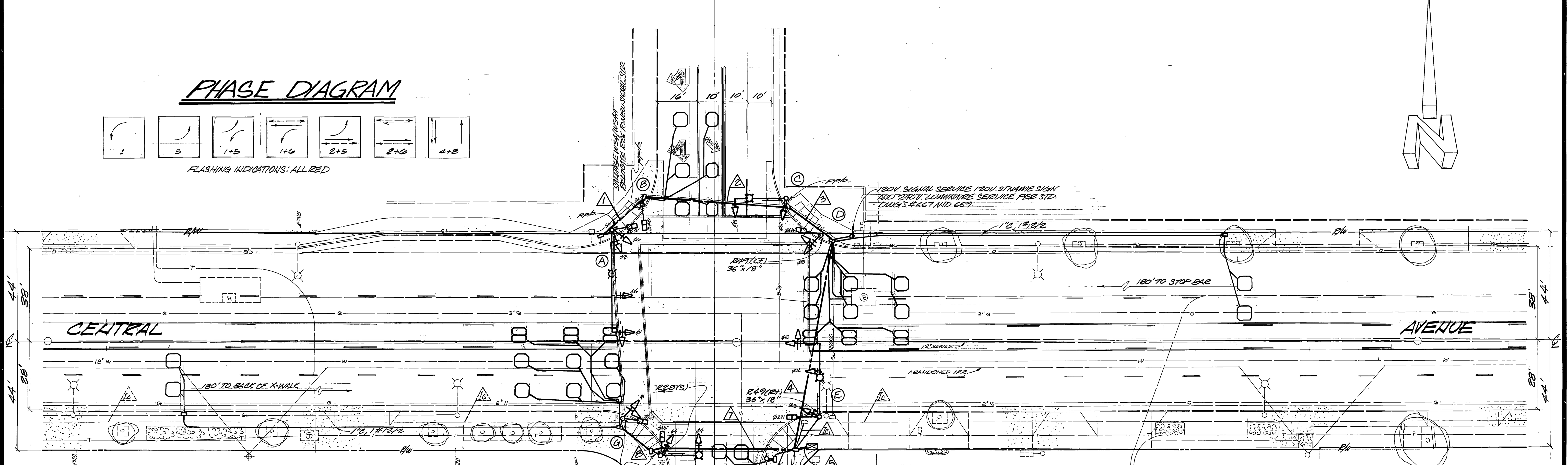
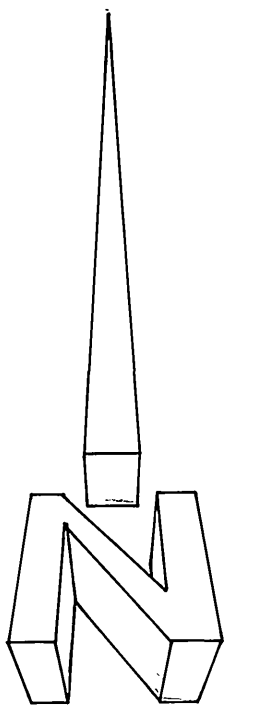


RIVERSIDE
PLAZA
ENTRANCE
(PRIVATE)

PHASE DIAGRAM



FLASHING INDICATIONS: ALL RED



CONDUCTOR SCHEDULE

CONTROL FUNCTION	CONDUCTORS SIZE INSULATION	CONDUIT RUN																			
		1	2	3	4	5	6	7	8	9	10	11	12	13	14	15	16	17	18	19	20
VEH HEADS #14 THW		3	3	3	3	6	3	3	3												
PED HEADS #10 THW						4	2	2	2												
PED PUSHBUTTON #10 THW										1	1	1	1								
12V COMMON SPARES		3	3	3	3	6	3	3	3												
DET CABLES #12 PE						1	1	1	1												
ST NAME SIGNS #12 THW		2	2	2	2	2	2	2	2												
12V COMMON SPARES #10 THW		1	1	1	1	3	1	1	1												
SIGNAL SERVICE LUMINAIRE INTERCONNECT #19 PE		2	2	2	2	2															
Totals #14 THW		16	19	19	22	28	17	16	10												
#12 PE		2	2	2	2	2	2	2	2												
#10 THW		1	1	1	1	3	1	1	1												
#10 THW		2	2	2	2	2	2	2	2												
#19 PE		2	2	2	2	2	2	2	2												
CONDUIT SIZE		2"	2 1/2"	2 1/2"	3"	3 1/2"	3 1/2"	3 1/2"	3 1/2"	4"	4"	4"	4"	4"	4"	4"	4"	4"	4"	4"	4"

NOTE: EXISTING INTERCONNECT CABLE IS 2A PAIR, 19 GA. INSTALL 3 PAIR, 19 GA. INTERCONNECT CABLE FROM CONTROLLED TO EXISTING PULLBOX; SPLICE IN EXISTING PULLBOX.

EQUIPMENT SCHEDULE

LOCATION	STANDARD	VEHICLE HEADS			PEDESTRIAN HEADS			LUMINAIRE WATTAGE	INT ILLUM STREET NAME SIGN	REMARKS
		HEAD	MOUNTING	BACK PLATE	HEAD	MOUNTING	PPB			
A	20A-4-70 4034,15CA	12" ARROWS 1W3C (12")	MAS	1	1W2C	SP-I-T	1	200W	SAN DIEGO AVE 2300	
B	1A (7')				1W2C	TP-I-T	1			
C	17A-2-70 2034,15CA	1W3C (12") 1W3C	MAS	1	1W2C	SP-I-T	1	200W	CENTRAL AVE 4500	
D	1A (10')	12" ARROWS	TV-I-T	1	1W2C	SP-I-T	1			
E	19A-4-70 2034,15CA	12" ARROWS 1W3C (12")	MAS	1	1W2C	SP-I-T	1	200W	SAN DIEGO AVE 2350	
F	17A-2-70 1534,15CA	1W3C (12") 1W3C	MAS	1	1W2C	SP-I-T	1	200W	CENTRAL AVE 3800	
G	1A (10')	12" ARROWS	TV-I-T	1	1W2C	SP-I-T	1			

LUMINAIRE'S ARE HIGH PRESSURE SODIUM VAPOR
ALL TYPE 1A STANDARDS ARE ALUMINUM

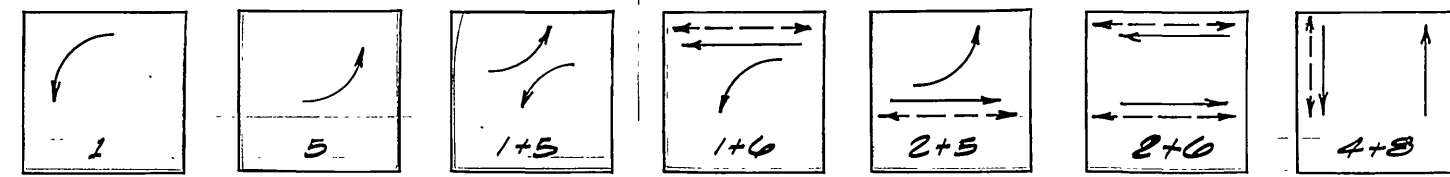
REF DWGS: X-28, R-1080, R-1197, L-128, L5-13260, L5-12968, L5-4789, L5-13096, U4-7361, U5-0120

CITY OF RIVERSIDE PUBLIC WORKS DEPARTMENT		TRAFFIC SIGNALS CENTRAL AVENUE AT SAN DIEGO AVENUE		ACCOUNT NO 30-574-310-07 X-225 SHEET _____ OF _____
APPROVED BY PRINCIPAL ENGINEER PARK DEPARTMENT TRAFFIC DIVISION CHIEF P. W. ENGINEER PUBLIC UTILITIES	BY DATE [Signature] 12/1/84 [Signature] 12/1/84 [Signature] 9/21/84	APPROVED BY PUBLIC WORKS DIRECTOR [Signature]	DATE 9/21/84	HORIZ. SCALE: 1" = 20' VERT. SCALE: 1" = 10'

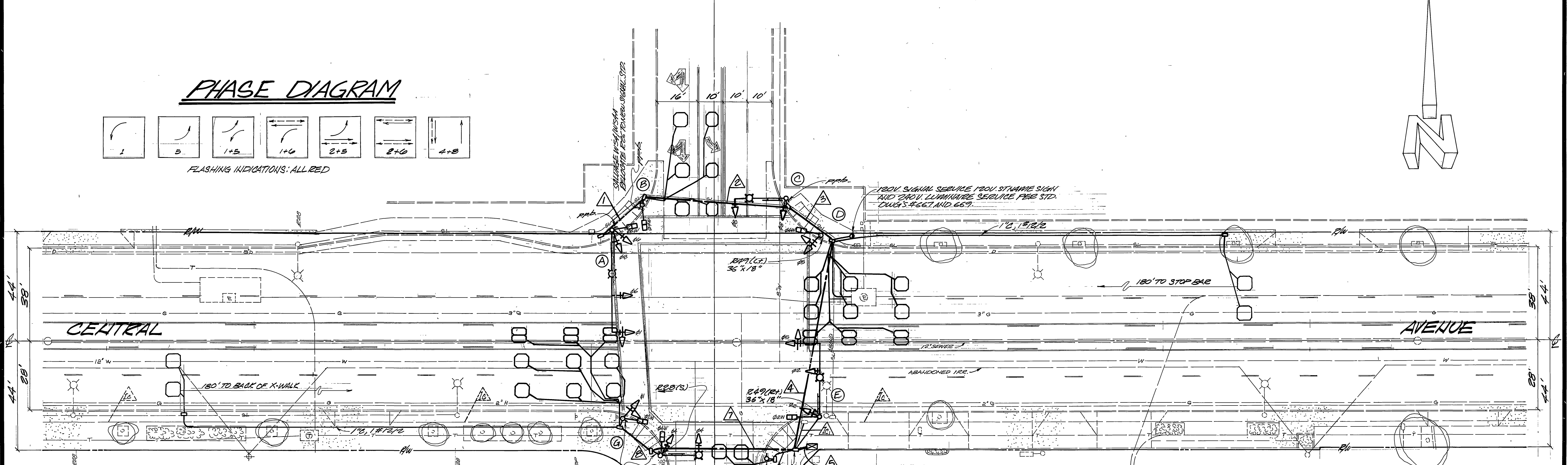
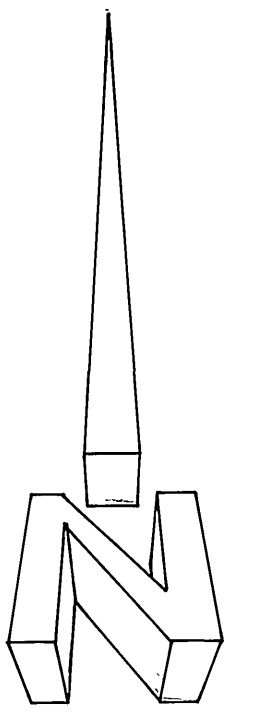
12/6/84

RIVERSIDE
PLAZA
ENTRANCE
(PRIVATE)

PHASE DIAGRAM



FLASHING INDICATIONS: ALL RED



CONDUCTOR SCHEDULE

CONTROL FUNCTION	CONDUCTORS SIZE INSULATION	CONDUIT RUN																				
		1	2	3	4	5	6	7	8	9	10	11	12	13	14	15	16	17	18	19	20	
VEH. HEADS #14 THW		3	3	3	3	6	3	3	3													
PED. HEADS #10 THW						4	2	2	2													
PED. PUSHBUTTON #10 THW																						
12V. COMMON SPARES																						
DET. CABLES #12 PE						1	1	1	1													
ST. NAME SIGNS #12 THW						2	1	1	1													
120V. COMMON SIGNAL SERVICE LUMINAIRE INTERCONNECT #10 THW						1	1	1	1													
Totals #14 THW		16	19	19	22	23	17	16	10													
#12 PE		2	2	2	2	2	2	2	2													
#10 THW		1	1	1	1	1	1	1	1													
#10 THW		2	2	2	2	2	2	2	2													
#12 PE		1	1	1	1	1	1	1	1													
#17 PE		2	2	2	2	2	2	2	2													
CONDUIT SIZE		2" 2" 2" 3" 2" 2" 2" 2" 2" 2" 1 1/2" 1 1/2"																				

NOTE: EXISTING INTERCONNECT CABLE IS 2A PAIR, 19 GA. INSTALL 3 PAIR, 19 GA. INTERCONNECT CABLE FROM CONTROLLED TO EXISTING PULLBOX; SPLICE IN EXISTING PULLBOX.

EQUIPMENT SCHEDULE

LOCATION	STANDARD	VEHICLE HEADS			PEDESTRIAN HEADS			LUMINAIRE WATTAGE	INT ILLUM STREET NAME SIGN	REMARKS
		HEAD	MOUNTING	BACK PLATE	HEAD	MOUNTING	PPB			
A	20A-4-70 4034,15CA	12" ARROWS 1W3C (12")	MAS SV-2-T	1	1W2C	SP-I-T	200W	SAN DIEGO AVE 2300		
B	1A (7')				1W2C	TP-I-T	1			
C	17A-2-70 2034,15CA	1W3C (12") 1W3C	MAS SV-I-T	1	1W2C	SP-I-T	200W	CENTRAL AVE 4300		
D	1A (10')	12" ARROWS	TV-I-T	1	1W2C	SP-I-T				
E	19A-4-70 3034,15CA	12" ARROWS 1W3C (12")	MAS SV-I-T	1	1W2C	SP-I-T	200W	SAN DIEGO AVE 2350		
F	17A-2-70 1534,15CA	1W3C (12") 1W3C	MAS SV-I-T	1	1W2C	SP-I-T	200W	CENTRAL AVE 3800		
G	1A (10')	12" ARROWS	TV-I-T	1	1W2C	SP-I-T	1			

LUMINAIRE'S ARE HIGH PRESSURE SODIUM VAPOR
ALL TYPE 1A STANDARDS ARE ALUMINUM

REF DWGS' X-28, R-1080, R-1197, L-128, L5-13260, L5-12968, L5-4789, L5-13096, U4-7361, U5-0120

<p>CITY OF RIVERSIDE PUBLIC WORKS DEPARTMENT</p>		<p>TRAFFIC SIGNALS</p>		<p>ACCOUNT NO 30-574-310-07</p>
<p>APPROVED BY: [Signature] DATE: 12/1/84</p>		<p>APPROVED BY: [Signature] DATE: 9/21/84</p>		<p>X-225</p>
<p>MARK: AS-BUILT PER SIGNALIZATION</p>		<p>DESIGNED BY: [Signature] DRAWN BY: [Signature] CHECKED BY: [Signature]</p>		<p>SHEET OF</p>
<p>TRAFFIC DIVISION</p>		<p>PUBLIC WORKS DEPARTMENT</p>		<p>HORIZ. SCALE: 1" = 20' VERT. SCALE: 1" =</p>