

CONDUCTOR TABLE

CONTROL FUNCTION	CONDUCTORS	CONDUCTOR RUNS			
		1	2	3	4
VEHICLE & PEDESTRIAN HEADS, PEDESTRIAN PUSH BUTTONS, SPARES & COMMONS	12 WIRE IMSA	1	4	2	1
	9 WIRE IMSA				
	5 WIRE IMSA				
	3 WIRE IMSA	1	2	1	1
DETECTOR CABLE	#16/2				
PHASE 2			1	1	
PHASE 6			1	1	
LUMINAIRES	#8			2	2
SIGNAL SERVICE	#6	2	2		
CONDUIT SIZE		2"	2-3"	3"	2"

NOTE: SIGNAL SYSTEM SHALL HAVE NEW CABLE AND CONDUCTORS.

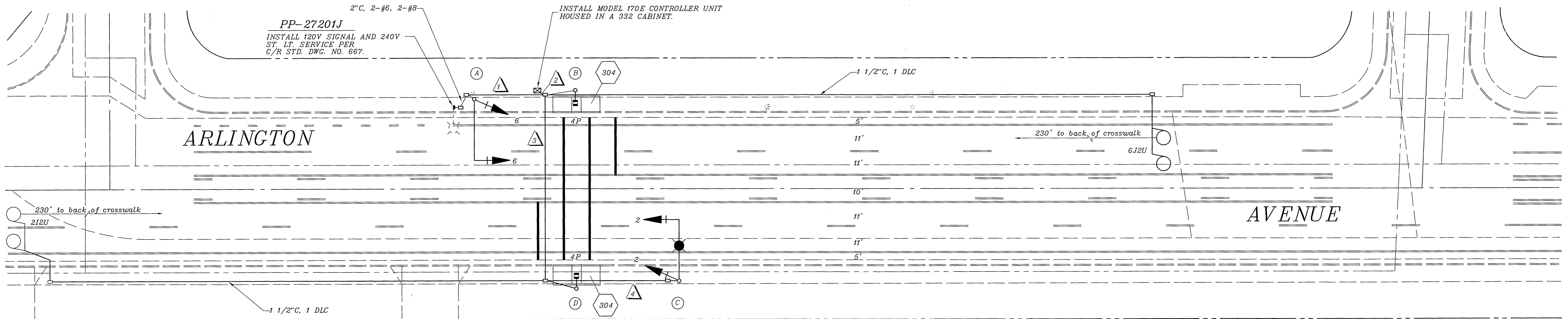
EQUIPMENT SCHEDULE

NO.	SIGNAL STANDARD			LUMINAIRE		SIGNAL MOUNTINGS			PPB PHASE	REMARKS
	TYPE	H'GHT	M.A.	L.A.	H.P.S.V.	VEHICLE	PEDESTRIAN	AUDIBLE		
(A)	18-2-129	30'	25'			MAS				
						SV-1-T				
(B)	1A	7'					TP-1-T	((P))	4	INSTALL 2 EA. PPB
(C)	19-2-129	30'	25'	12'	250W	MAS				
						SV-1-T				
(D)	1A	7'					TP-1-T	((P))	4	INSTALL 2 EA. PPB

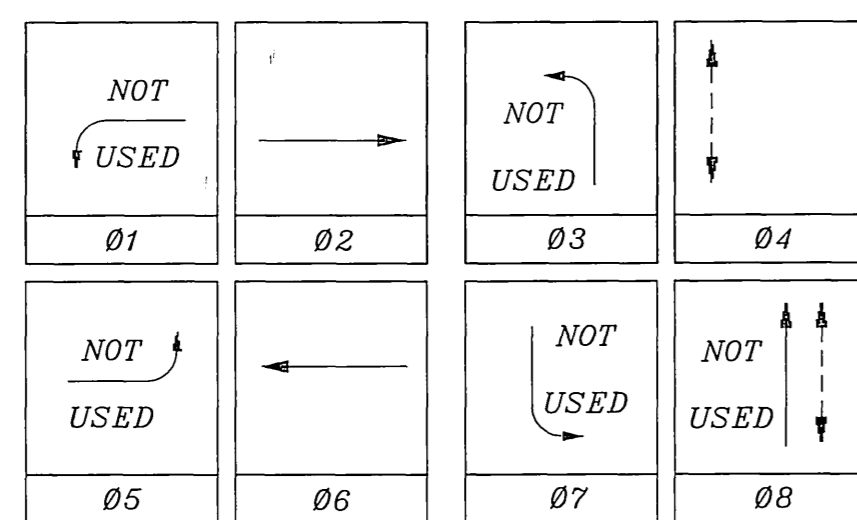
NOTES: 1. ALL VEHICULAR HEADS SHALL HAVE 12" LENSES.  
 2. ((C)) OR ((P)) - INDICATES AUDITORY PEDESTRIAN SIGNAL TO BE INSTALLED, ((C)) INDICATES CUCKOO SOUND, ((P)) INDICATES PEEP-PEEP SOUND.  
 3. ALL SIGNAL POLES, MAST ARMS AND LUMINAIRE ARMS ARE CITY FURNISHED.  
 a. The Contractor shall provide all anchor bolts, hardware and other appertenances required for the installation of City furnished poles.

BEN LOMAND ST.

LAKE ST.



PHASE DIAGRAM



FLASHING OPERATION SHALL BE ALL RED.

PAVEMENT DELINEATION

- Indicates striping and pavement markings to be installed.
- Indicates striping and pavement markings to remain.
- Indicates striping and pavement markings to be removed.

NOTE: All pavement delineation work shall be performed by City of Riverside forces; See Special Provisions.

GENERAL NOTES

- 1 - Detector loops shall be installed in the presence of the Traffic Engineer or his representative.
- 2 - All signing, striping, and pavement marking requirements shall be completed at least one day prior to turn-on.
- 3 - Typical detector loop spacing: 10' and 15' (where applicable).
- 4 - This project area is subject to liquefaction. Contractor is advised to be aware of caving during drilling of piles.


CONSTRUCTION NOTES

- 200 Construct P.C.C. concrete curb (planter) per City of Riverside Standard Drawing No. 200; match existing.
- 304 Construct wheelchair ramp per City of Riverside Standard Drawing No. 304.

CONTRACT TE-01-08



ENGINEER IN RESPONSIBLE CHARGE  
 THOMAS JOHN BOYD  
 R.C.E. No. 36170 expires 6/30/04  
 DATE 2/1/02



CITY OF RIVERSIDE, CALIFORNIA DEPARTMENT OF PUBLIC WORKS			
APPROVED BY	BY	DATE	APPROVED BY
DEPUTY P.W. DIR./ENG.			THOMAS JOHN BOYD DIRECTOR OF PUBLIC WORKS
PRINCIPAL ENGINEER	AP	2/1/02	
P.W. INSPECTION			
TRAFFIC DIVISION			
PUBLIC UTILITIES			

TRAFFIC SIGNAL  
 ARLINGTON AVENUE  
 NEAR  
 BEN LAMOND ST.  
 SCALE: 1" = 20'

ACCT. NO. 3219100611-44012000  
 X-257  
 SHEET 1 OF 1  
 FILE NAME: X256.DWG