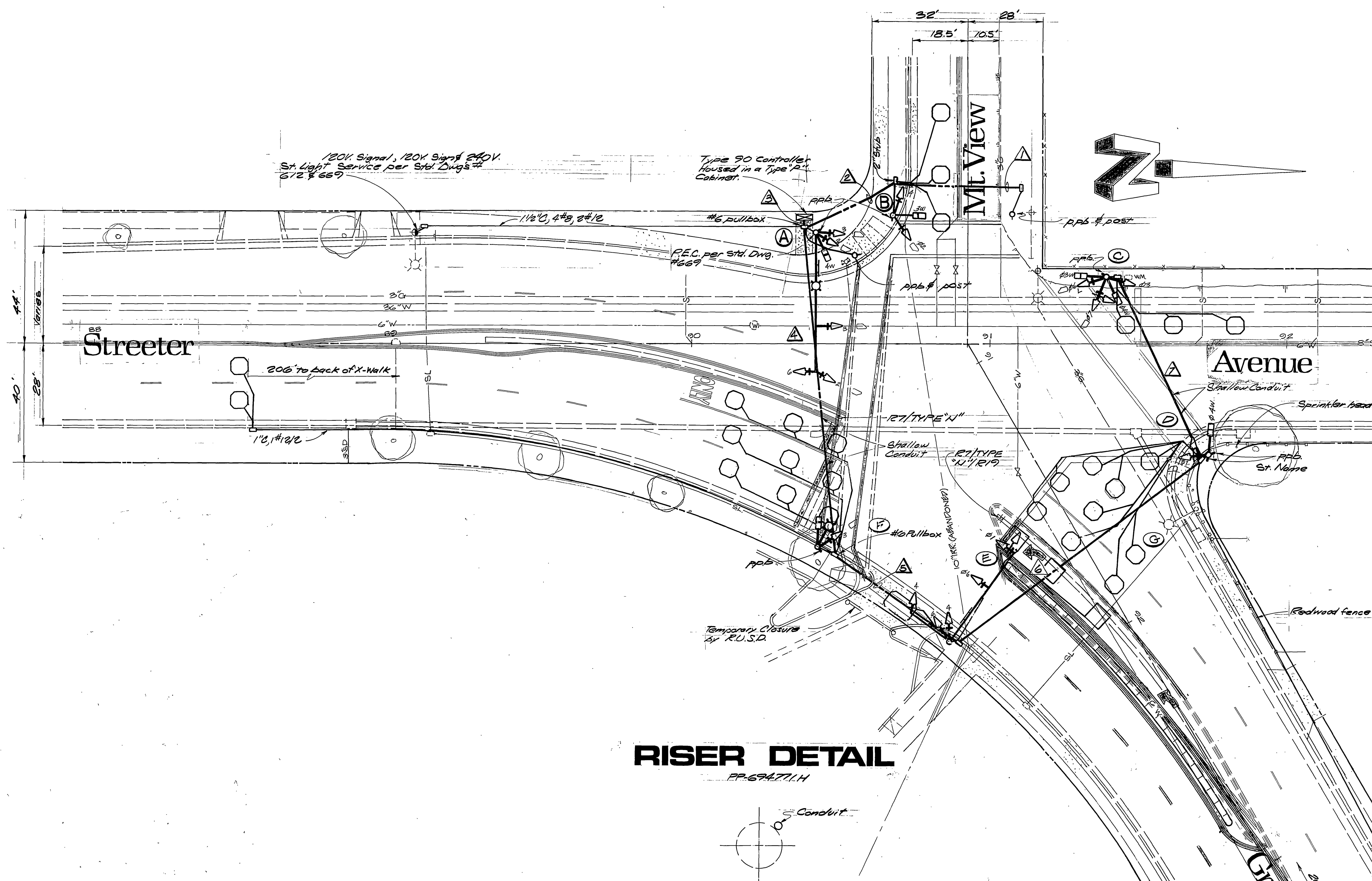


CONDUCTOR SCHEDULE		CONDUIT RUN																			
CONTROL FUNCTION	CONDUCTORS SIZE INSULATION	CONDUIT RUN																			
		1	2	3	4	5	6	7	8	9	10	11	12	13	14	15	16	17	18	19	20



EQUIPMENT SCHEDULE											
LOCATION	STANDARD	VEHICLE HEADS			PEDESTRIAN HEADS			LUMINAIRE	WATTAGE	MOUNTING	REMARKS
		HEAD	MOUNTING	BACK PLATE	HEAD	MOUNTING	PPR				
A	21-4-20 153A, 61A	2W 3C	1M 1T	2	1W 2C	SPLIT	1	400W	400W	Mr. View, 33'-0"	Grand, 45'-0"
B	1A	2W 3C	1M 1T	2	1W 2C	SPLIT	1	400W	400W	Mr. View, 33'-0"	Grand, 45'-0"
C	1A	2W 3C	1M 1T	2	1W 2C	SPLIT	1	400W	400W	Mr. View, 33'-0"	Grand, 45'-0"
D	1A	2W 3C	1M 1T	2	1W 2C	SPLIT	1	400W	400W	Mr. View, 33'-0"	Grand, 45'-0"
E	23-4-20 28-5A, 1W 3C	1W 3C	1M 1T	1	1W 2C	SPLIT	1	400W	400W	Streeter, 60'-0"	Mr. View, 33'-0"
F	17-1-20 14A	1W 3C	1M 1T	1	1W 2C	SPLIT	1	400W	400W	Streeter, 60'-0"	Mr. View, 33'-0"
G	45DB										

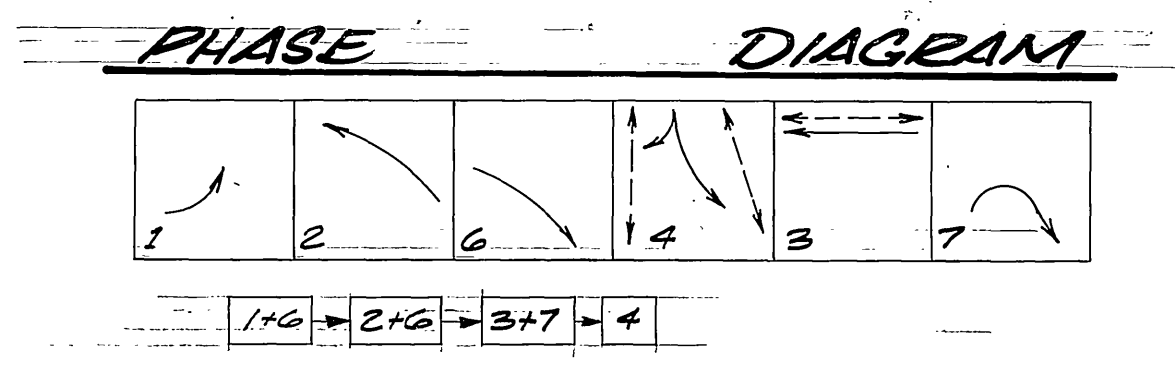
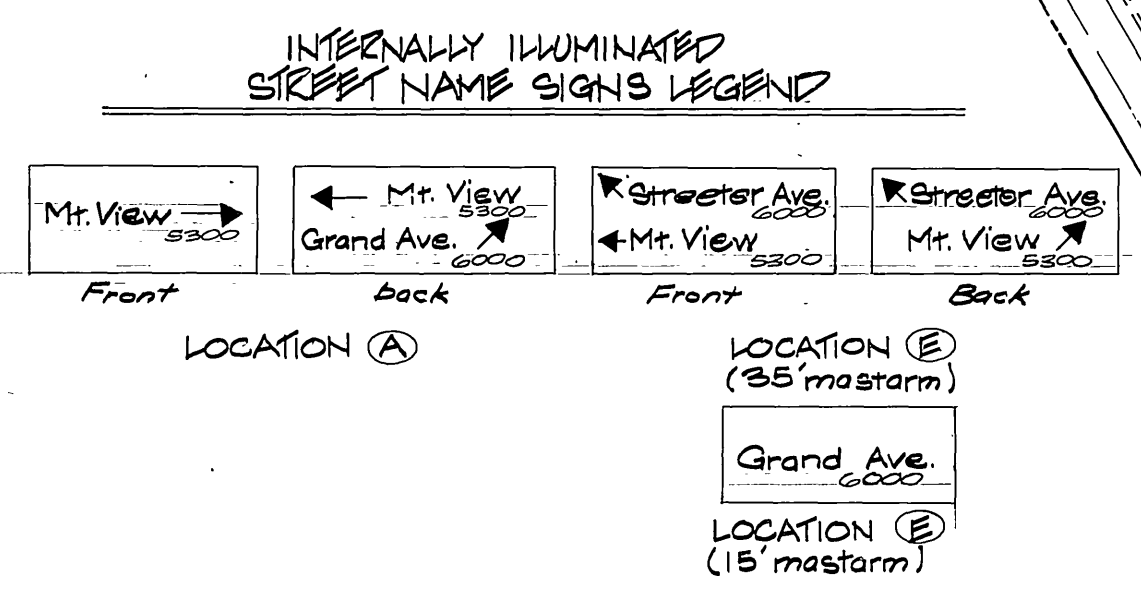
(1) All Type 1A standards are aluminum.
 (2) Luminaires are High Pressure Sodium Vapor.
 (3) Vehicular indications for 'd' are arrows.

RISER DETAIL

PP-694771.H

SIGNING REQUIREMENTS

REGULATORY SIGNS				
LOC. CODE	LEGEND	SIZE	FACING	REMARKS
(P) E11 E41	Do Not Enter Right Turn Only	36"x36"	NW 1/4	
W41	Symbol (Signal Ahead)	36"x36"	NE 1/4	
W41	Symbol (Signal Ahead)	36"x36"	S 1/4	



CITY OF RIVERSIDE PUBLIC WORKS DEPARTMENT		Grand Avenue, Streeter Avenue & Mt. View Avenue		ACCOUNT NO. 30-57-3807
DESIGNED BY: [Signature] DRAWN BY: [Signature] CHECKED BY: [Signature]	APPROVED BY: [Signature] PRINCIPAL ENGINEER PUBLIC WORKS DEPARTMENT	APPROVED BY: [Signature] CHIEF P.W. ENGINEER PUBLIC UTILITIES	DATE: 1/19/81	SHEET: X-466 OF []
AS-BUILT PER ST. WAR E-2130 MAR 4-7-80 AS-BUILT PER SIGNALIZATION MAR 10-2-80		HORIZ. SCALE: 1" = 20' VERT. SCALE: 1" = []		