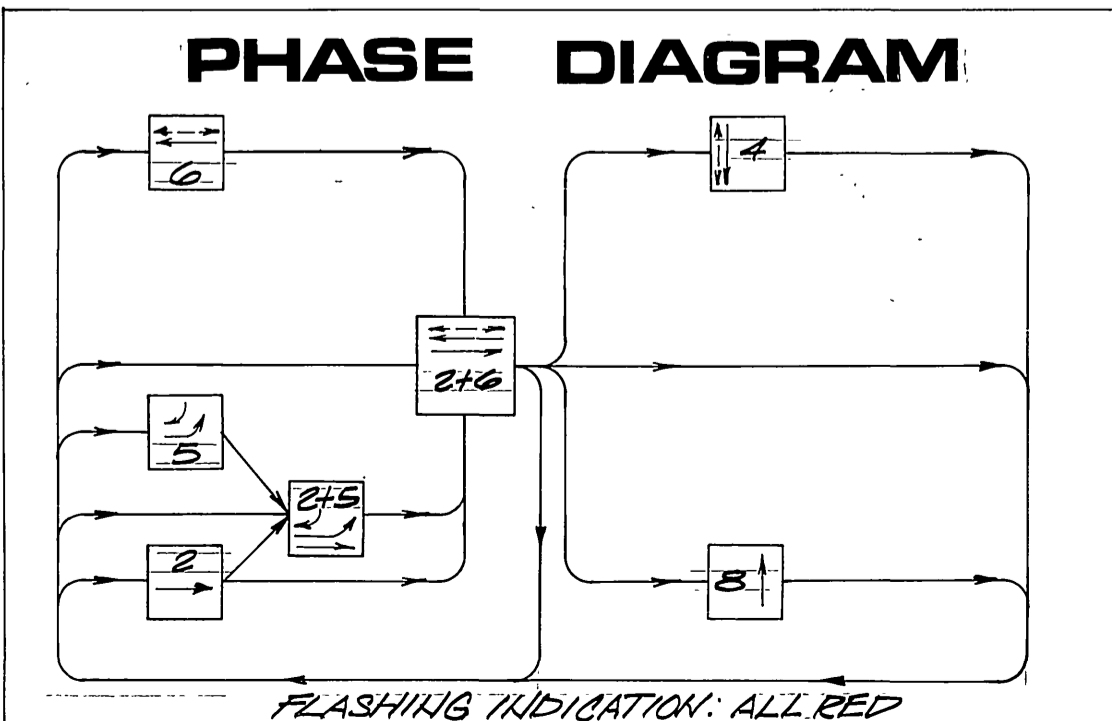
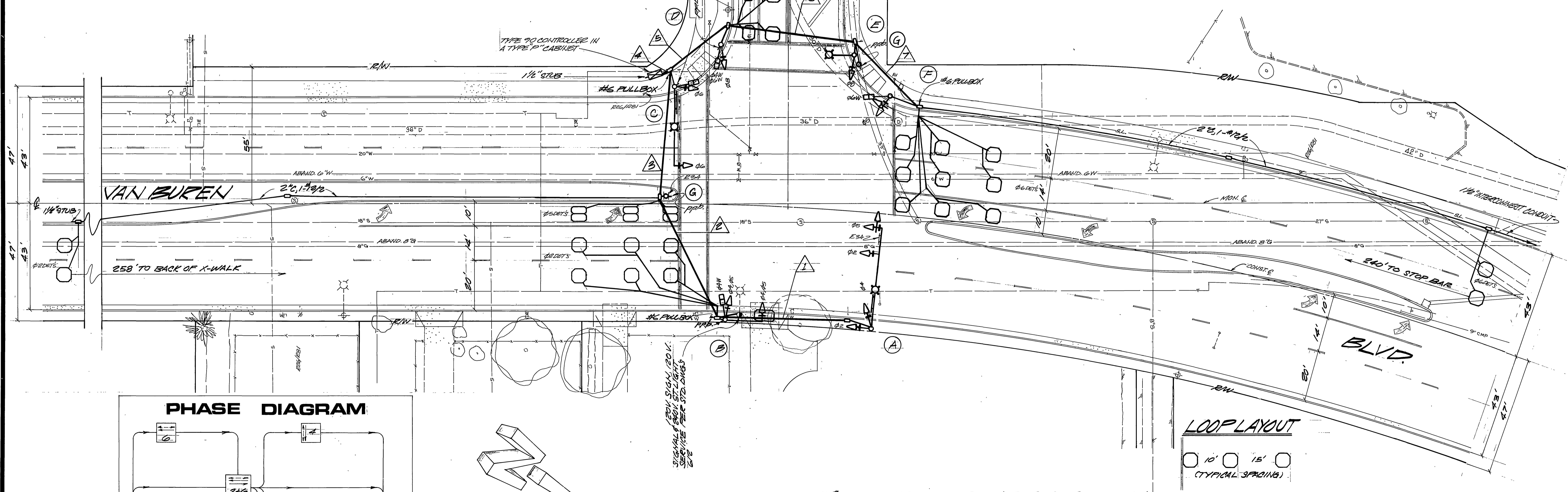
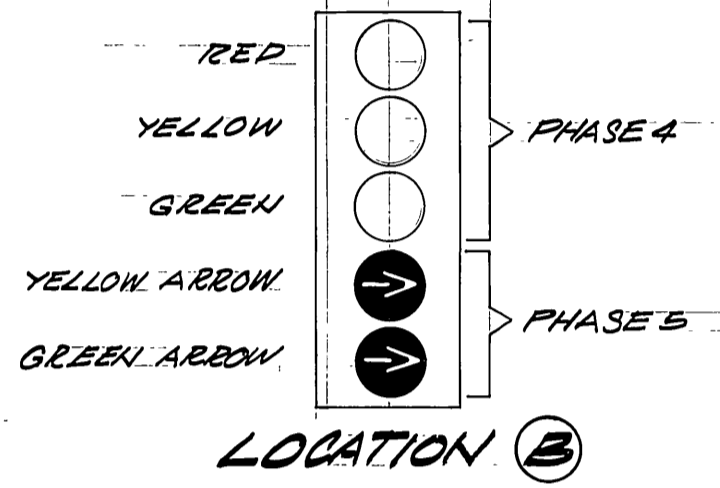


CONDUCTOR SCHEDULE		CONDUIT RUN																			
CONTROL FUNCTION	CONDUCTORS	1	2	3	4	5	6	7	8	9	10	11	12	13	14	15	16	17	18	19	20
VEHICLE HEADS #1A	TW	3	3	3	3																
PED. HEADS #4						3	3	3													
PED. DISTRIBUTION #6																					
SPARES		3	3	3	3	3	3	3													
TW. COMMON		1	1	2	1	1															
DETECTOR CABLE #16	PE	2	3	3	2																
BY LAMP SIGNS #12	TW	2	2	2	2	1	1	1													
BY LAMP SIGNS #10	TW	2	2	2	2	2	2	2													
BY LAMP SIGNS #8	TW	2	2	2	2	2	2	2													
TOTALS		12	16	16	16	36	17	13	13	13	13	13	13	13	13	13	13	13	13	13	13
CONDUIT SIZE		2"	2"	3"	3"	3"	3"	3"	3"	3"	3"	3"	3"	3"	3"	3"	3"	3"	3"	3"	3"

EQUIPMENT SCHEDULE										
LOCATION	STANDARD	VEHICLE HEADS			PEDESTRIAN HEADS			LUMINAIRE	INT ILLUM STREET NAME SIGN	REMARKS
		HEAD	MOUNTING	BACK PLATE	HEAD	MOUNTING	PPB			
A	24-47 81A-40A	1W30(12) 1W30(12)	MA3 MA3	1 1				250W	Challen Ave 4300	
B	16-2-70 153A	1W30(12) 1W30(12)	MA3 SV-1-T	1 1	1W20	SP-1-T	1		Van Buren Blvd 4300	
C	19-2-70 81A-40A	1W30(12) 1W30	MA3 SV-1-T	1 1	1W20	SP-1-T	1	250W	Challen Ave 4300	
D	1A(0)	1W30	TU-1-T	1	1W20	SP-1-T	1			
E	8' 81A	1W30	SV-1-T	1				250W		
F	1A(0)	1W30 81,123A	TU-1-T	1	1W20	SP-1-T				
G	PPR POST									



READINGS #D-315, D-344, R-1056, R-629, R-941, R-1835, S-629, S-785, S-804

CITY OF RIVERSIDE
PUBLIC WORKS DEPARTMENT

APPROVED BY: [Signature]
DATE: 6/17/83

TRAFFIC SIGNALS
CHALLENGE AVENUE AT VAN BUREN BLVD.

ACCOUNT NO. 30-375-3524
X-478
SHEET OF

HORIZ. SCALE: 1" = 20'
VERT. SCALE: 1" =