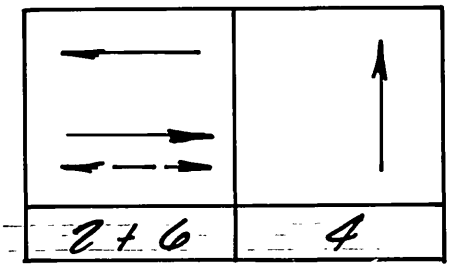


**EQUIPMENT SCHEDULE**

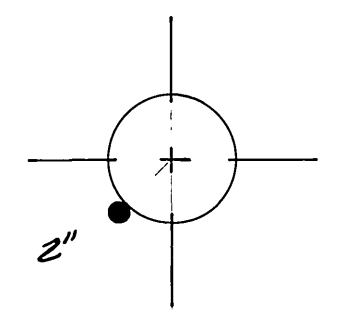
LOCATION	STANDARD	VEHICLE HEADS			PEDESTRIAN HEADS			LUMINAIRE	INT ILLUM STREET NAME SIGN	REMARKS
		HEAD	MOUNTING	BACK REFLECTOR	HEAD	MOUNTING	PRB			
A	19-2-80 124, 258A	1W3C 2W3C	MAS SV-2-TA	1 2				250		
B	16-2-80 90 3A	1W3C 2W3C	MAS SV-2-TA	1 1					Pierce St	
C	16-2-80 124, 258A	1W3C 2W3C	MAS SV-2-TA	1 1	1W2C	SR-1-T	1	250		
D	1A (10)	1W3C	TV-1-T	1	1W2C	SR-1-T	1			

NOTES:  
 1. Luminaires are High Pressure Sodium Vapor  
 2. All vehicular heads have 12" lenses

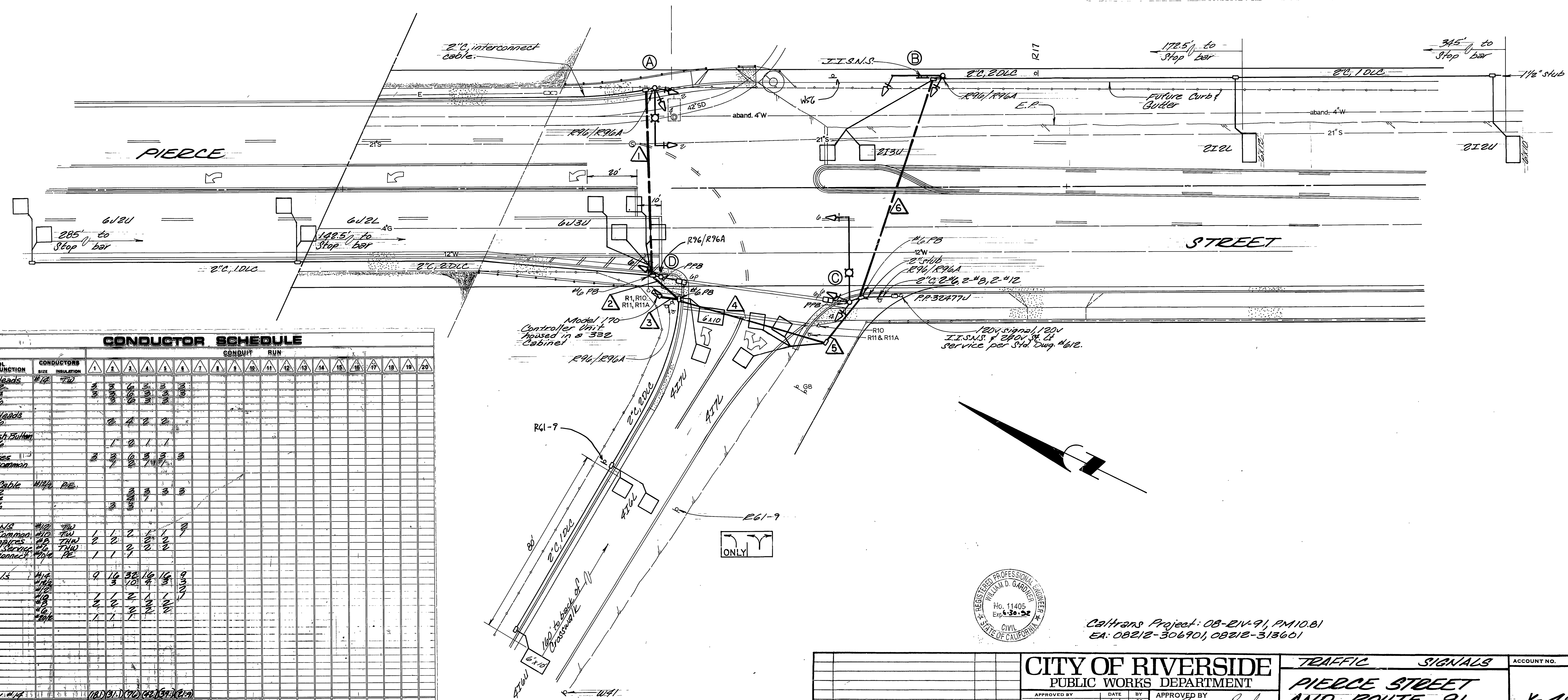
**PHASE DIAGRAM**



Flashing Indications, All Red



**RISER DETAIL**



CONTROL FUNCTION	CONDUCTORS	CONDUIT RUN																			
		1	2	3	4	5	6	7	8	9	10	11	12	13	14	15	16	17	18	19	20
Veh. Heads	1/2 7/2	3	3	6	3	3	3	3	3												
Red. Heads	1/2	3	3	6	3	3	3	3	3												
Red. Push Button	1/2	1	1	2	1	1															
Spares	1/2	3	3	6	3	3	3	3	3												
Dist. Cable	1/2 2E	3	3	6	3	3	3	3	3												
Totals		9	10	32	16	16	16	16	16												

See Special Provisions regarding interconnect cable.



Caltrans Project: 08-EIV-91, PM10.81  
 EA: 08218-306901, 08218-313601

<b>CITY OF RIVERSIDE</b> PUBLIC WORKS DEPARTMENT		<b>TRAFFIC SIGNALS</b> PIERCE STREET AND ROUTE 91 EAST-BOUND OFF-RAMP		ACCOUNT NO. X-486
APPROVED BY PRINCIPAL ENGINEER PARK DEPARTMENT TRAFFIC DIVISION CHIEF P. W. ENGINEER	DATE 6/2/00	APPROVED BY PUBLIC WORKS DIRECTOR Barry Beck	DATE 2/28/90	SHEET 2 OF 2
DESIGNED BY: [Signature] DRAWN BY: [Signature] CHECKED BY: [Signature]		HORIZ. SCALE: 1" = VERT. SCALE: 1" =		