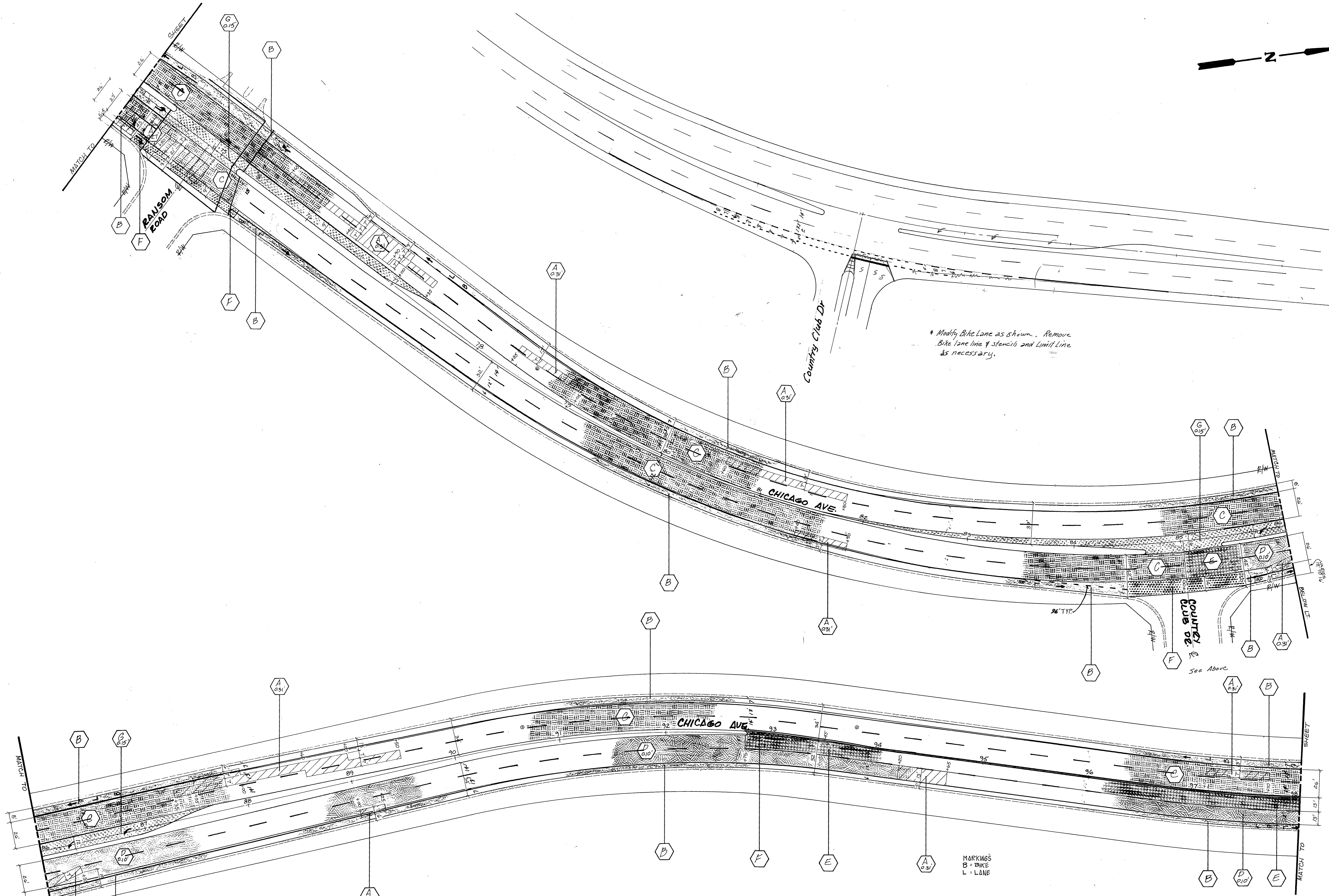
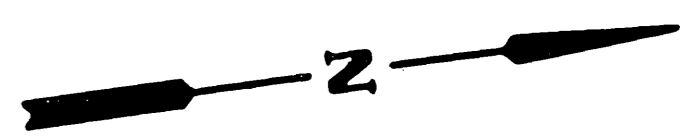


FEATHER TO PROVIDE SMOOTH RIDING SURFACE FOR BICYCLES

FEATHER TO PROVIDE SMOOTH RIDING SURFACE FOR BICYCLES

LEGEND: B = BIKE, STENCILS  
L = LANE.

<b>CITY OF RIVERSIDE</b> <b>PUBLIC WORKS DEPARTMENT</b>				ACCOUNT NO. 30-575-377-08	
				STRIPING PLAN <b>CHICAGO AVE.</b> ALESSANDRO TO PENNSYLVANIA	
APPROVED BY <small>PRINCIPAL ENGINEER</small>	DATE	BY	APPROVED BY <small>PUBLIC WORKS DIRECTOR</small>	XL-122 SHEET 1 OF 4	
REVISIONS	APPR. DATE	TRAFFIC DIVISION <small>CHIEF P.W. ENGINEER</small>	DATE	HORIZ. SCALE: 1" = 40' VERT. SCALE: 1" =	
DESIGNED BY	DRAWN BY G.J.	CHECKED BY O.24			



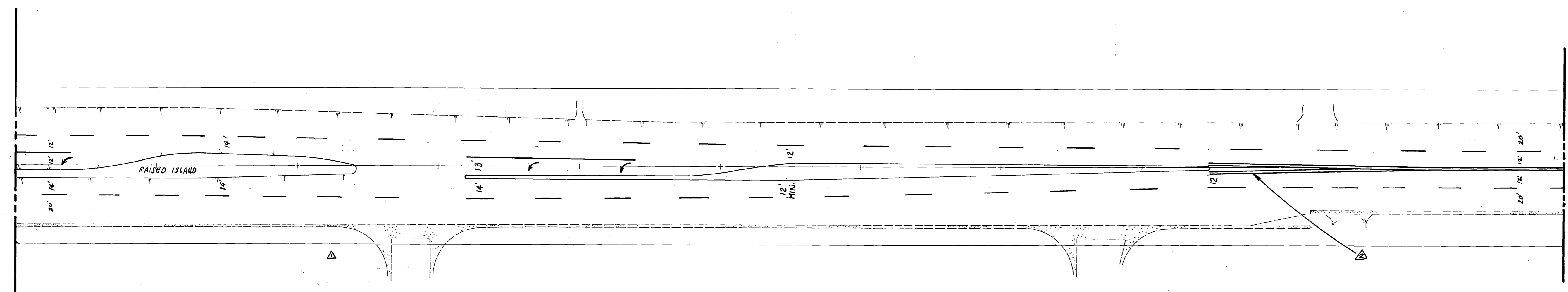
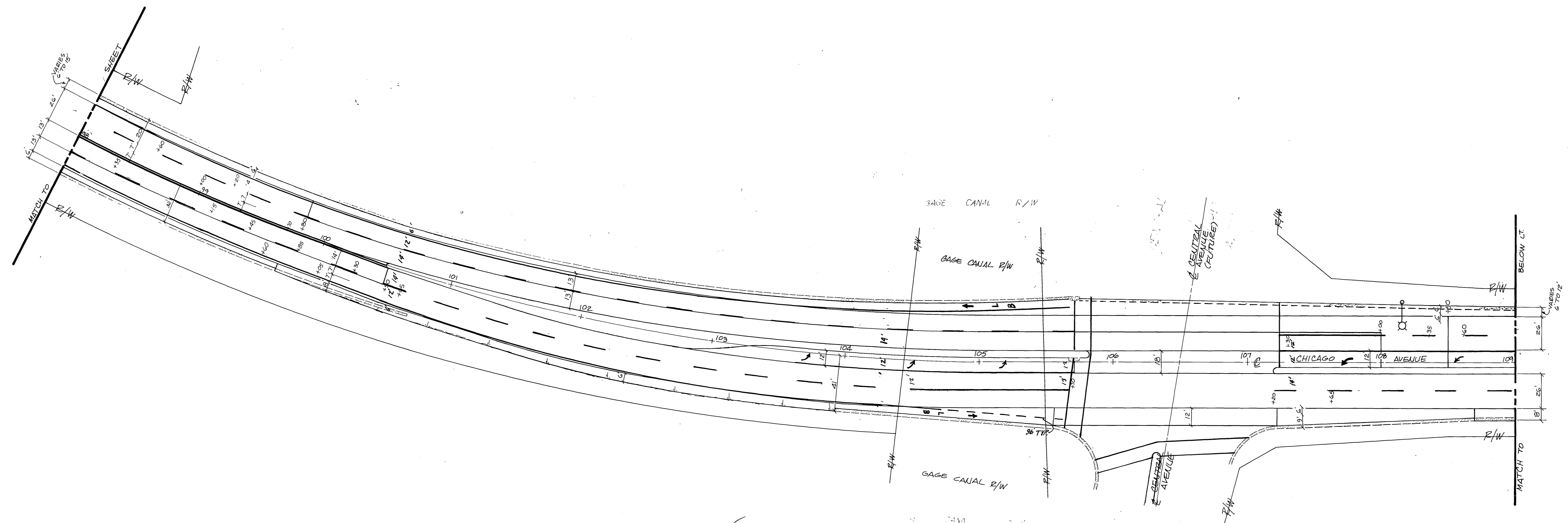
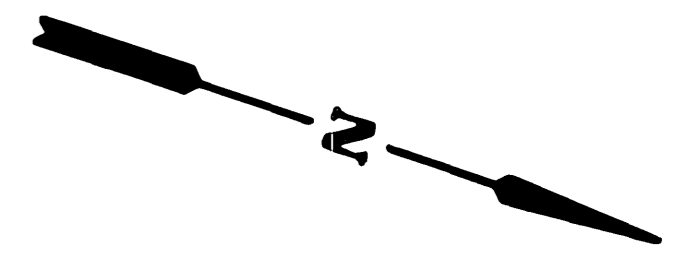
<b>CITY OF RIVERSIDE</b> <b>PUBLIC WORKS DEPARTMENT</b>				<b>STRIPING PLAN</b> <b>CHICAGO AVE.</b> ALESSANDRO TO PENNSYLVANIA		ACCOUNT NO. 30-575-377-09 <b>XL-122</b> SHEET <u>2</u> OF <u>4</u>	
APPROVED BY PRINCIPAL ENGINEER PARK DEPARTMENT TRAFFIC DIVISION CHIEF P.W. ENGINEER		DATE 6/20/81 11/17/81 02/7		APPROVED BY PUBLIC WORKS DIRECTOR		DATE	
DESIGNED BY		DRAWN BY <u>G.J.</u>		CHECKED BY <u>D. Kelly</u>		HORIZ. SCALE: 1" = 40' VERT. SCALE: 1" =	

MARKINGS  
 B - BIKE  
 L - LANE

\* See Above

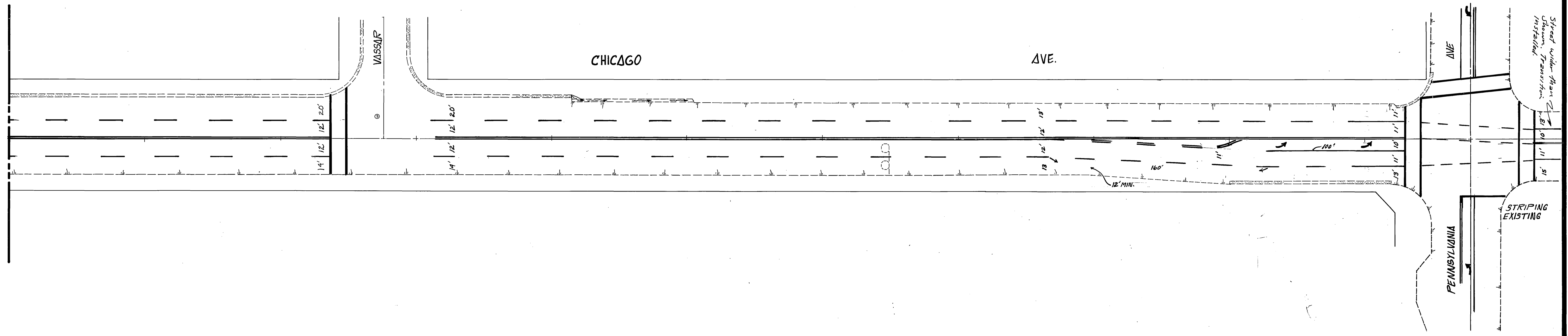
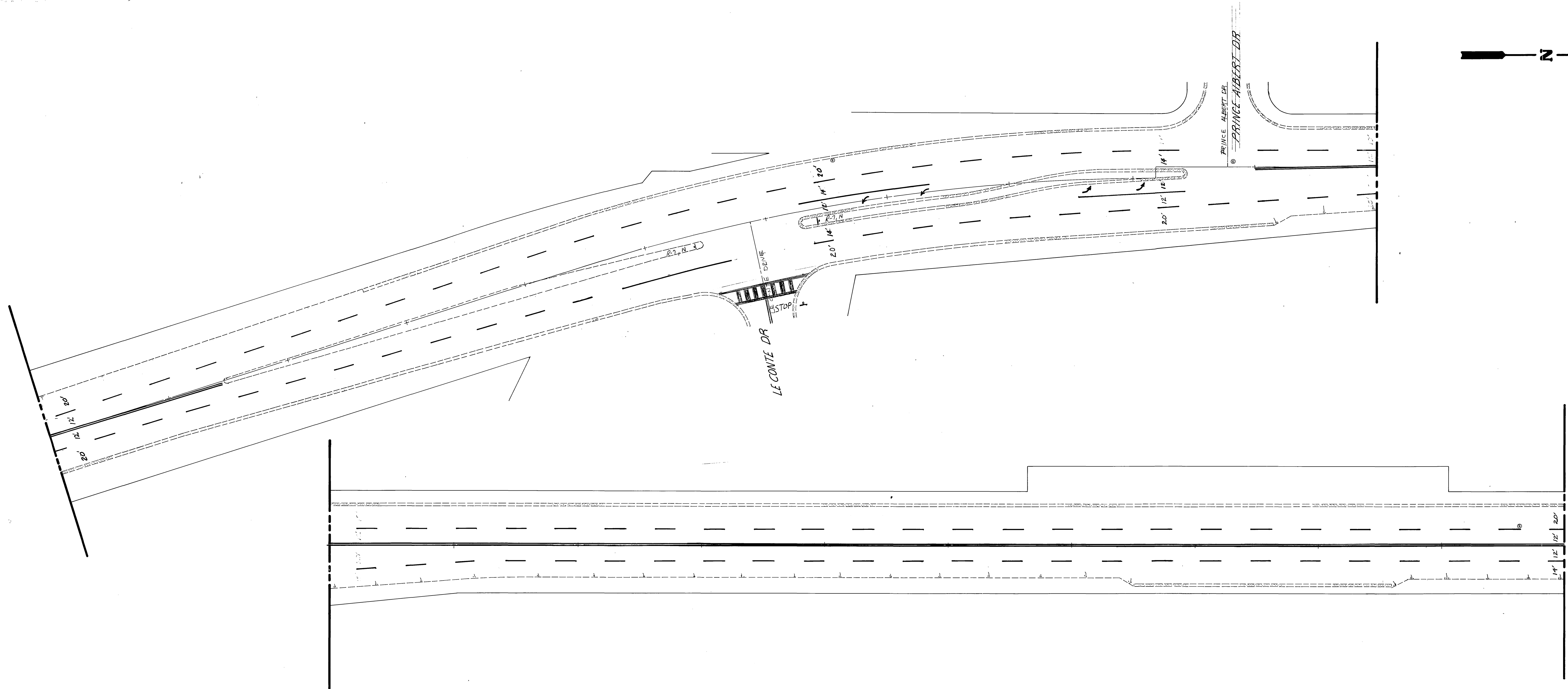
See Above

\* Modify Bike Lane as shown. Remove  
 Bike lane line & stencils and Limit Line  
 as necessary.



MARKINGS:  
BIKE = B  
LANE = L

Δ REVISED PER R-2466 CR D.R. 10/23/80 Δ ADDED 150' ± OF DOUBLE YELLOW CR D.R. 10/23/80		<b>CITY OF RIVERSIDE</b> <b>PUBLIC WORKS DEPARTMENT</b>		<b>STRIPING PLAN</b> <b>CHICAGO AVE.</b> ALESSANDRO TO PENNSYLVANIA		ACCOUNT NO. 30-575-377-03 XL-122
APPROVED BY _____ DATE _____ PRINCIPAL ENGINEER PARK DEPARTMENT		APPROVED BY _____ DATE _____ PUBLIC WORKS DIRECTOR		SHEET 3 OF 4		
MARK REVISIONS APPR. DATE DESIGNED BY _____ DRAWN BY G.J. CHECKED BY _____		TRAFFIC DIVISION 12/17/80 D.R. CHIEF P. W. ENGINEER		DATE _____ HORIZ. SCALE: 1" = 40' VERT. SCALE: 1" =		



<b>CITY OF RIVERSIDE</b> <b>PUBLIC WORKS DEPARTMENT</b>				STRIPING PLAN <b>CHICAGO AVE.</b> ALESSANDRO TO PENNSYLVANIA		ACCOUNT NO. 30-575-377-09 <b>XL-122</b>
				APPROVED BY PRINCIPAL ENGINEER PARK DEPARTMENT TRAFFIC DIVISION CHIEF P. W. ENGINEER		APPROVED BY PUBLIC WORKS DIRECTOR
DESIGNED BY _____	DRAWN BY <b>G.J.</b>	CHECKED BY <b>D. Key</b>	REVISIONS ADD LEFT TURN LANE at Penn. 12-7-92	DATE 12/17/96	DATE 12/17/96	HORIZ. SCALE: 1" = 4' VERT. SCALE: 1" = 1'