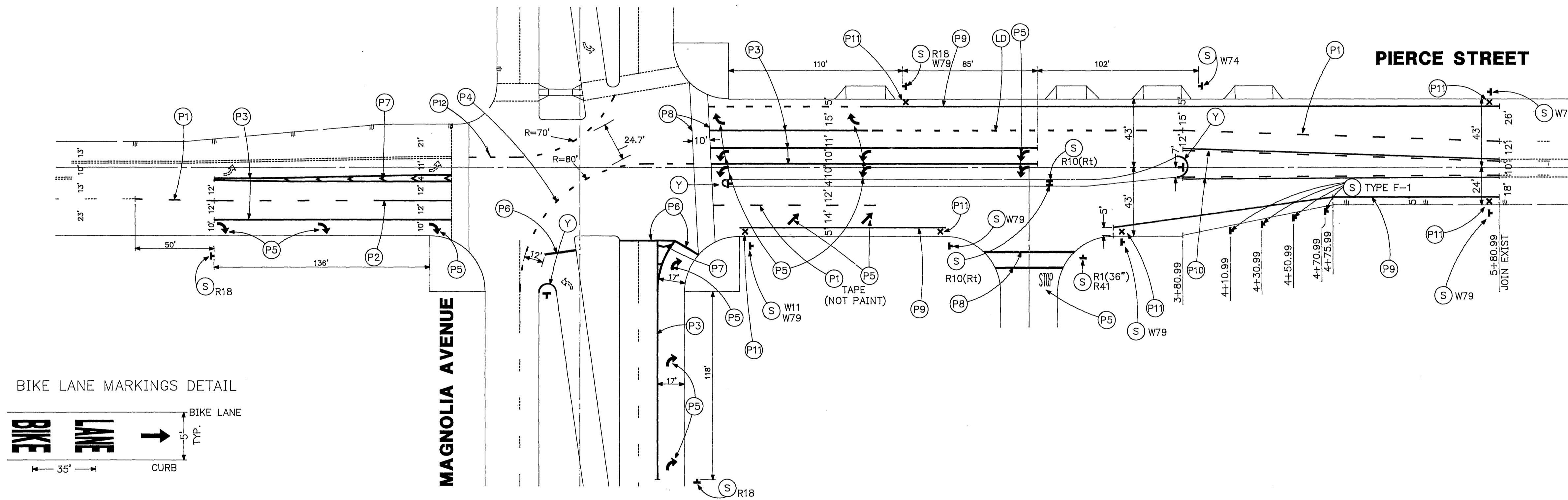


CONSTRUCTION NOTES


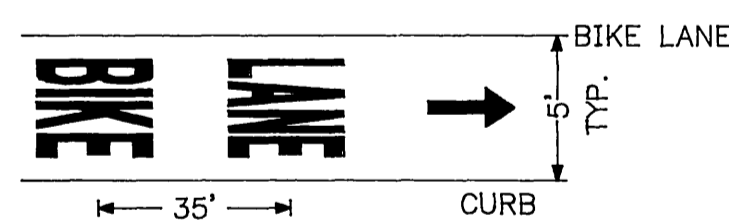
- (P1) INSTALL 4" WHITE LINE. (FIGURE 6-2, DETAIL 8)
- (P2) INSTALL 4" SOLID WHITE LINE, 50' LONG.
- (P3) INSTALL 8" SOLID WHITE LANE LINE. (FIGURE 6-9, DETAIL 38)
- (P4) INSTALL 4" WHITE LINE (3' PAINT, 9' GAP)
- (P5) INSTALL WHITE PAVEMENT LEGENDS AS SHOWN.
- (P6) INSTALL 12" WHITE STOP BAR.
- (P7) INSTALL 8" WHITE CHEVRONS (20' SPACING)
- (P8) INSTALL 12" WHITE CROSSWALK (10' WIDE)
- (P9) INSTALL 6" BIKE LANE LINE. (FIGURE 6-33, DETAILS 39 & 39A)
- (P10) INSTALL 2-WAY LEFT TURN LANE. (DETAIL 31)
- (P11) INSTALL BIKE LANE MARKINGS PER DETAIL. (THIS SHEET)
- (S) INSTALL SIGN PER DESIGNATION. SEE STATE OF CALIFORNIA, DEPARTMENT OF TRANSPORTATION, (CALTRANS) "UNIFORM SIGN CHART."
- (Y) PAINT MEDIAN NOSE YELLOW, INSTALL R7 SIGN.
- (LD) INSTALL 8" WHITE LINE (3' PAINT, 9' GAP), 160' LONG.
- (P12) INSTALL 4" YELLOW LINE (3' PAINT, 9' GAP)

GENERAL NOTES

1. ALL STRIPING TO BE DONE PER STATE OF CALIFORNIA, DEPARTMENT OF TRANSPORTATION, TRAFFIC MANUAL. SEE THIS MANUAL FOR DETAILS REFERRED TO IN CONSTRUCTION NOTES.
2. ALL CONFLICTING STRIPING SHALL BE REMOVED BY WET SANDBLASTING.
3. SEE SIGNAL PLAN X-324A FOR TRAFFIC SIGNAL DETAILS.
4. SEE PLAN #R-3160 FOR STREET IMPROVEMENTS.



BIKE LANE MARKINGS DETAIL



AUSTIN-FOUST ASSOCIATES, INC.
 TRAFFIC ENGINEERING AND TRANSPORTATION PLANNING
 2020 NORTH TUSTIN AVENUE SANTA ANA, CALIFORNIA 92701
 TELEPHONE (714) 667-0496 FAX (714) 667-7952
 DATE: 7-27-90
 JOE E. FOUST, RCE 20258 EXPIRE 9-30-93

BENCH MARK			
MARK	REVISIONS	APPR. DATE	
DESIGNED BY	DRAWN BY	CHECKED BY	

CITY OF RIVERSIDE PUBLIC WORKS DEPARTMENT			
APPROVED BY	DATE	BY	APPROVED BY:
PRINCIPAL ENGINEER	7/27/90	[Signature]	[Signature]
PARK DEPARTMENT			
TRAFFIC DIVISION	10-1-90		PUBLIC WORKS DIRECTOR
CHIEF P.W. ENGINEER	10-12-90		
DATE: 10/22/90			

INTERIM STRIPING PLAN PIERCE STREET FROM MAGNOLIA AVE. TO 91 FWY.	
HORIZ. SCALE: 1" = 40'	VERT. SCALE: 1" =

XL-246
 SHEET 1 of 1