

**PAVEMENT DELINEATION**

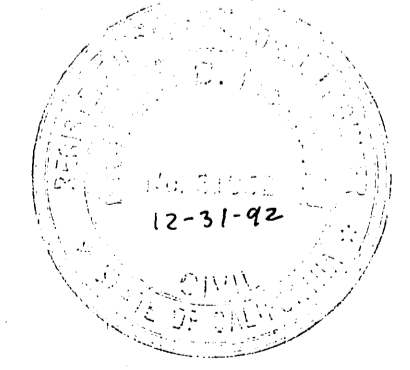
- Indicates striping and pavement markings to be installed.
- Indicates striping and pavement markings to remain.
- - - Indicates striping and pavement markings to be removed.

City forces shall perform all permanent painting (installation and removal) work.

**GENERAL NOTES**

- 1 — Dashed 4" white shall be 12" paint; 36' gap.
- 2 — Also see traffic signal plan(s) as indicated.

NOTE:  
 CONTRACT PLANS XL-296 FOR TRAFFIC SIGNAL INTERCONNECT & SIGN INST. ONLY. PAVEMENT DELINEATION SHOWN SHALL BE PERFORMED BY CITY FORCES, SEE SPECIAL PROVISIONS.



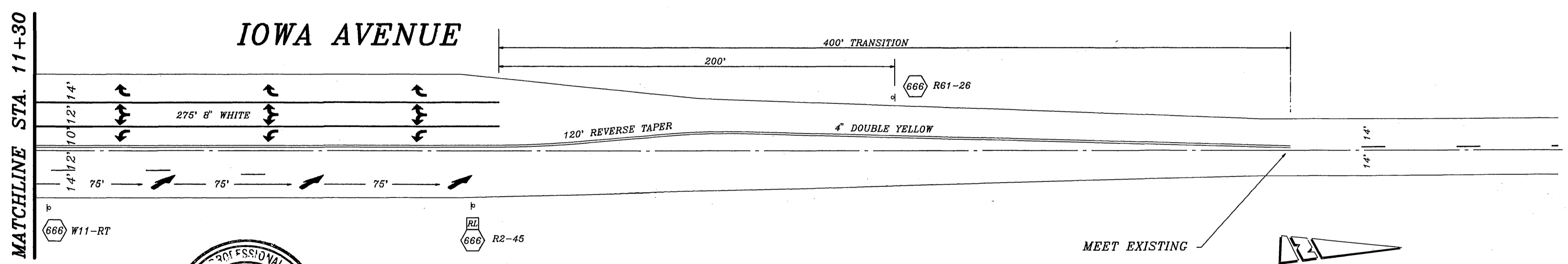
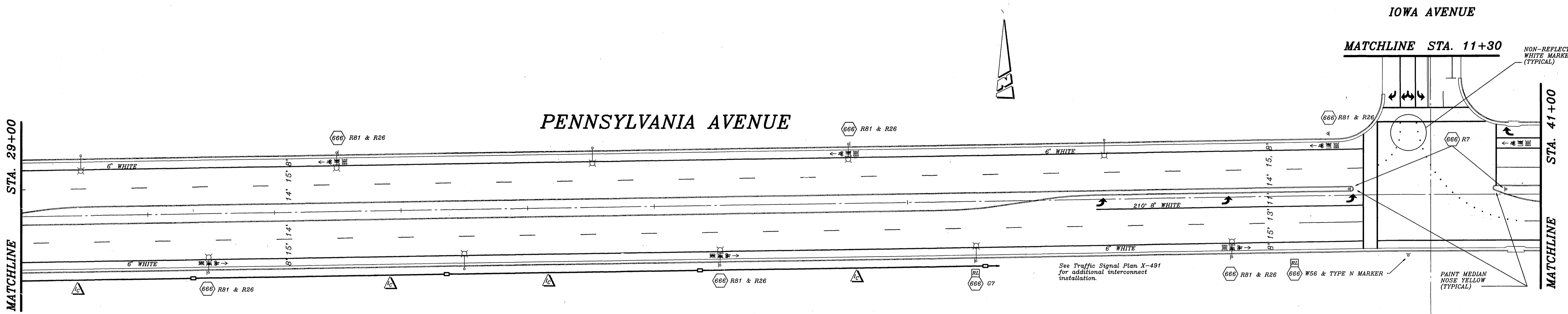

ENGINEER IN RESPONSIBLE CHARGE  
 Richard D. McGrath  
 RICHARD D. McGRATH  
 R.C.E. No. 31952 expires 12/31/92  
 DATE 12-9-92

MARK	REVISIONS	APPR	DATE

CITY OF RIVERSIDE, CALIFORNIA DEPARTMENT OF PUBLIC WORKS			
APPROVED BY	BY	DATE	APPROVED BY
PRINCIPAL ENGINEER	<i>[Signature]</i>	12/92	DIRECTOR OF PUBLIC WORKS
P.W. INSPECTION	<i>[Signature]</i>	12/92	
TRAFFIC DIVISION	<i>[Signature]</i>	12-9-92	
CHIEF P.W. ENGR.	<i>[Signature]</i>	12-9-92	
PUBLIC UTILITIES			

STRIPING & SIGNING PLAN		ACCT. NO. 30-575-295-15
PENNSYLVANIA AVENUE		XL-296
CHICAGO AVE. TO CANYON CREST DR.		SHEET 1 OF 3
HORIZ. SCALE: 1" = 40'	VERT. SCALE: 1" =	FILE NO.

Contract Change Order No. 6, Sheet 4 of 4.



**PAVEMENT DELINEATION**

- Indicates striping and pavement markings to be installed.
- Indicates striping and pavement markings to remain.
- ..... Indicates striping and pavement markings to be removed.

City forces shall perform all permanent painting (installation and removal) work.

**GENERAL NOTES**

- 1 — Dashed 4" White shall be 12' paint, 36' gap.
- 2 — Also see Traffic Signal Plan(s) as indicated and street improvement plans R-3057.
- 3 — Contract plans XL-296 are for traffic signal interconnect installation and sign requirements. Pavement delineation shown shall be performed by city forces, see Special Provisions.
- 4 — Signs shown hereon are new, and relocated or those that remained in place; see legend below.

**LEGEND**

- ▲ Install 1 1/2" C and interconnect cable, 6 pair of 19ga. AWG; See Special Provisions.
- 666 Install new or relocated sign per Standard Drawing No. 666; See Special Provisions.
- RL Indicates existing to be relocated as shown.

NOTE:  
 CONTRACT PLANS XL-296 FOR TRAFFIC SIGNAL INTERCONNECT & SIGN INST. ONLY. PAVEMENT DELINEATION SHOWN SHALL BE PERFORMED BY CITY FORCES, SEE SPECIAL PROVISIONS.



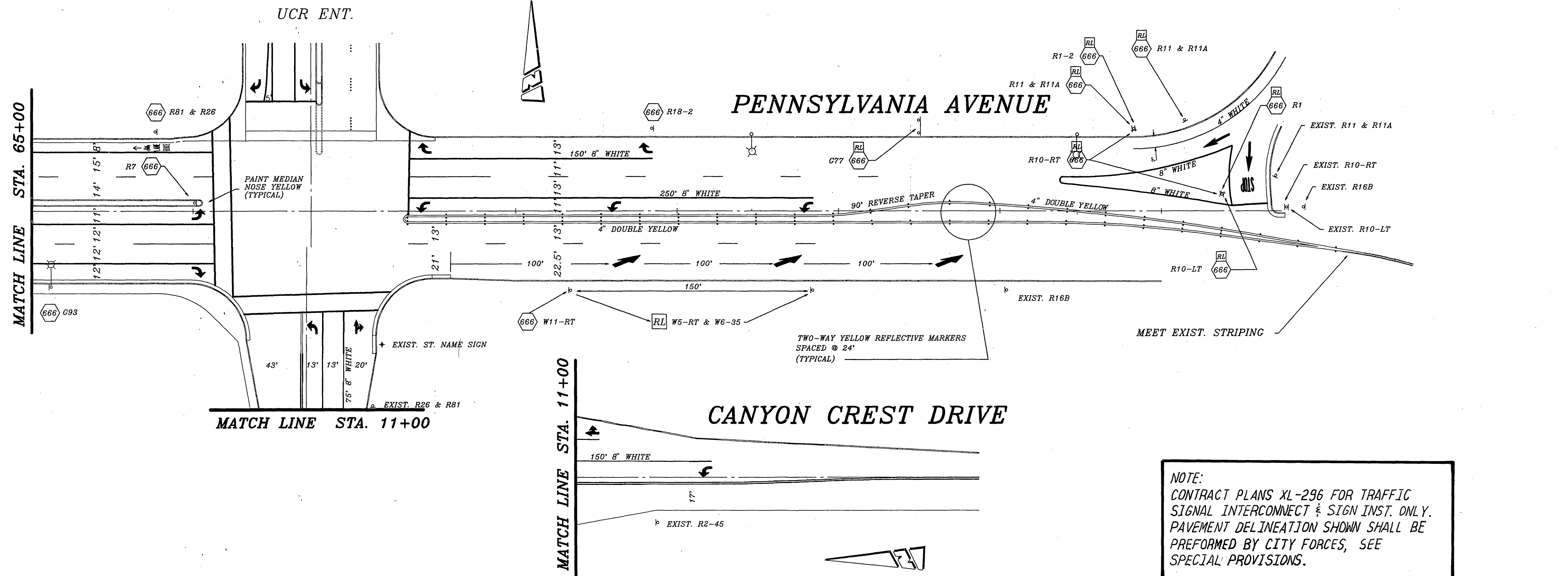
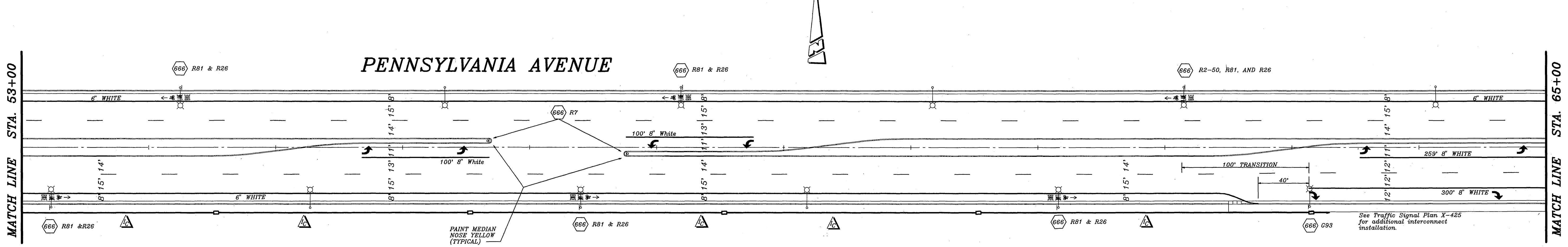
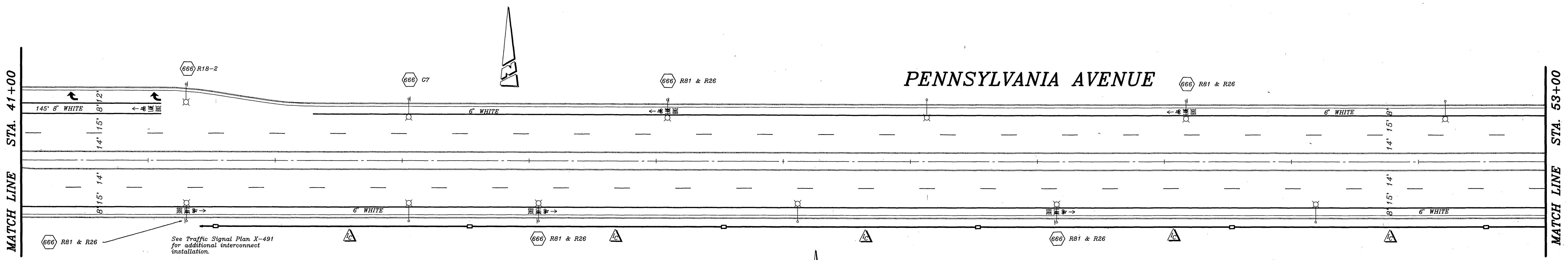
ENGINEER IN RESPONSIBLE CHARGE  
 Richard D. McGrath  
 RICHARD D. McGRATH  
 R.C.E. No. 31952 expires 12-31-92  
 DATE 5-11-92

MARK	REVISIONS	APPR.	DATE

CITY OF RIVERSIDE, CALIFORNIA DEPARTMENT OF PUBLIC WORKS			
APPROVED BY	BY	DATE	APPROVED BY
PRINCIPAL ENGINEER	SR	5/4/92	DIRECTOR OF PUBLIC WORKS
P.W. INSPECTION			
TRAFFIC DIVISION			
CHEF P.W. ENGINEER			
PUBLIC UTILITIES			

STRIPING & SIGNING PLAN  
**PENNSYLVANIA AVENUE**  
 CHICAGO AVE. TO CANYON CREST DR.  
 HORIZ. SCALE: 1" = 40'    VERT. SCALE: 1" =

ACCT. NO. 30-575-295-15  
**XL-296**  
 SHEET 2 OF 3  
 FILE NO.



**PAVEMENT DELINEATION**

- Indicates striping and pavement markings to be installed.
  - Indicates striping and pavement markings to remain.
  - Indicates striping and pavement markings to be removed.
- City forces shall perform all permanent painting (installation and removal) work.

**GENERAL NOTES**

- 1 — Dashed 4" White shall be 12' paint, 36' gap.
- 2 — Also see Traffic Signal Plan(s) as indicated and street improvement Plans R-3057.
- 3 — Contract plans XL-296 are for traffic signal interconnect installation and sign requirements. Pavement delineation shown shall be performed by city forces, see Special Provisions.
- 4 — Signs shown hereon are new, and relocated or those that remained in place; see legend below.

**LEGEND**

- ⚠ Install 1 1/2" C and interconnect cable, 6 pair of 19ga. AWC; See Special Provisions.
- Ⓢ Install new or relocated sign per Standard Drawing No. 666; See Special Provisions.
- ⓇⓁ Indicates existing to be relocated as shown.

**NOTE:**  
 CONTRACT PLANS XL-296 FOR TRAFFIC SIGNAL INTERCONNECT & SIGN INST. ONLY. PAVEMENT DELINEATION SHOWN SHALL BE PERFORMED BY CITY FORCES, SEE SPECIAL PROVISIONS.



**ENGINEER IN RESPONSIBLE CHARGE**  
 Richard D. McGrath  
 RICHARD D. McGRATH  
 R.C.E. No. 31952 expires 12-31-92  
 DATE 5-11-92

DESIGNED BY TRC		DRAWN BY TRC		CHECKED BY [Signature]	
MARK	REVISIONS	APPR.	DATE	APPR.	DATE

CITY OF RIVERSIDE, CALIFORNIA DEPARTMENT OF PUBLIC WORKS		STRIPING & SIGNING PLAN PENNSYLVANIA AVENUE CHICAGO AVE. TO CANYON CREST DR.		ACCT. NO. 30-575-295-15
APPROVED BY	BY	DATE	APPROVED BY	
PRINCIPAL ENGINEER	[Signature]	5/12	DIRECTOR OF PUBLIC WORKS	
TRAFFIC DIVISION	[Signature]	5/12/92		
CHIEF P.W. ENGR.	[Signature]			
PUBLIC UTILITIES	[Signature]			
HORIZ. SCALE: 1" = 40'			VERT. SCALE: 1" =	
FILE NO.			XL-296 SHEET 3 OF 3	