
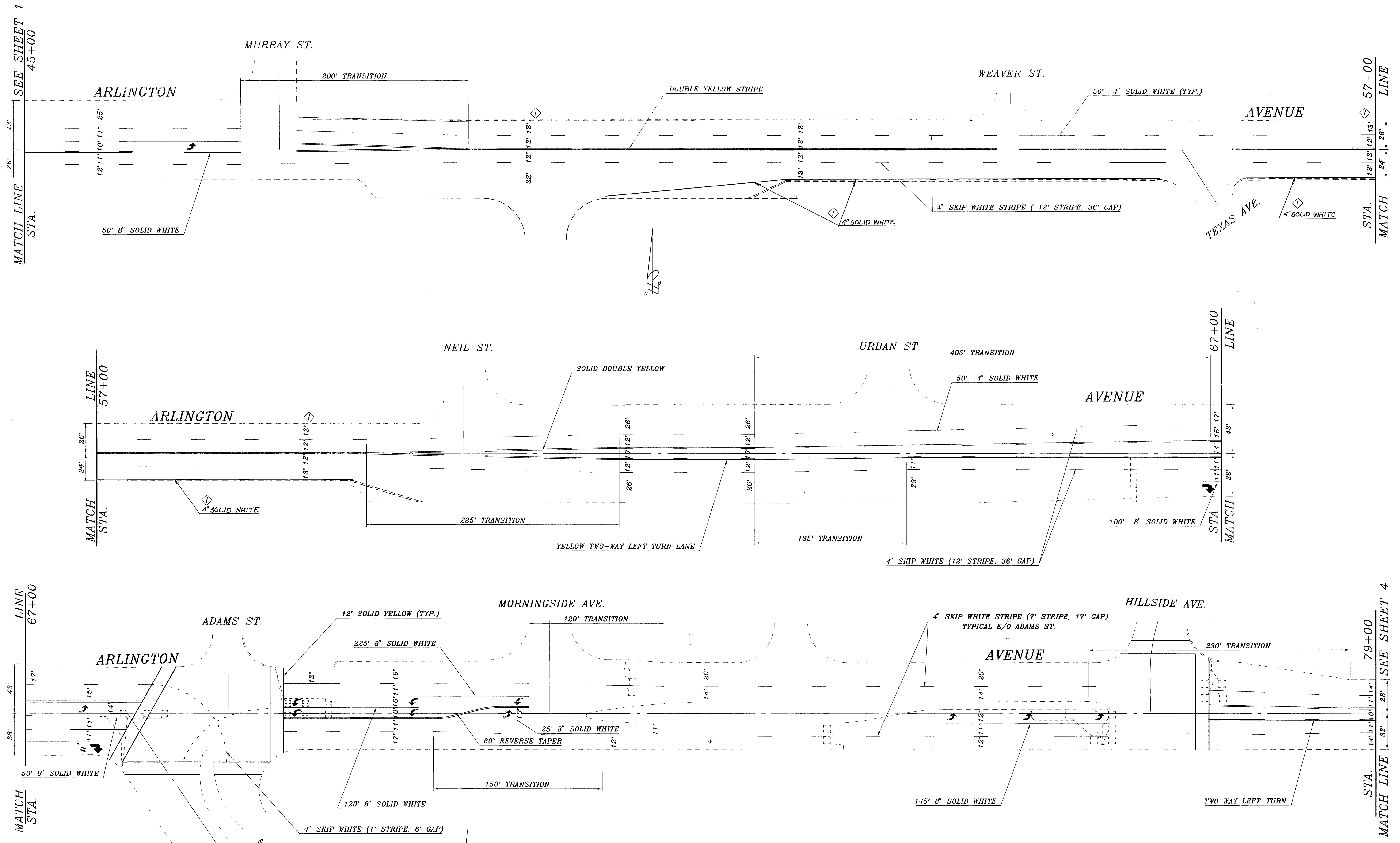

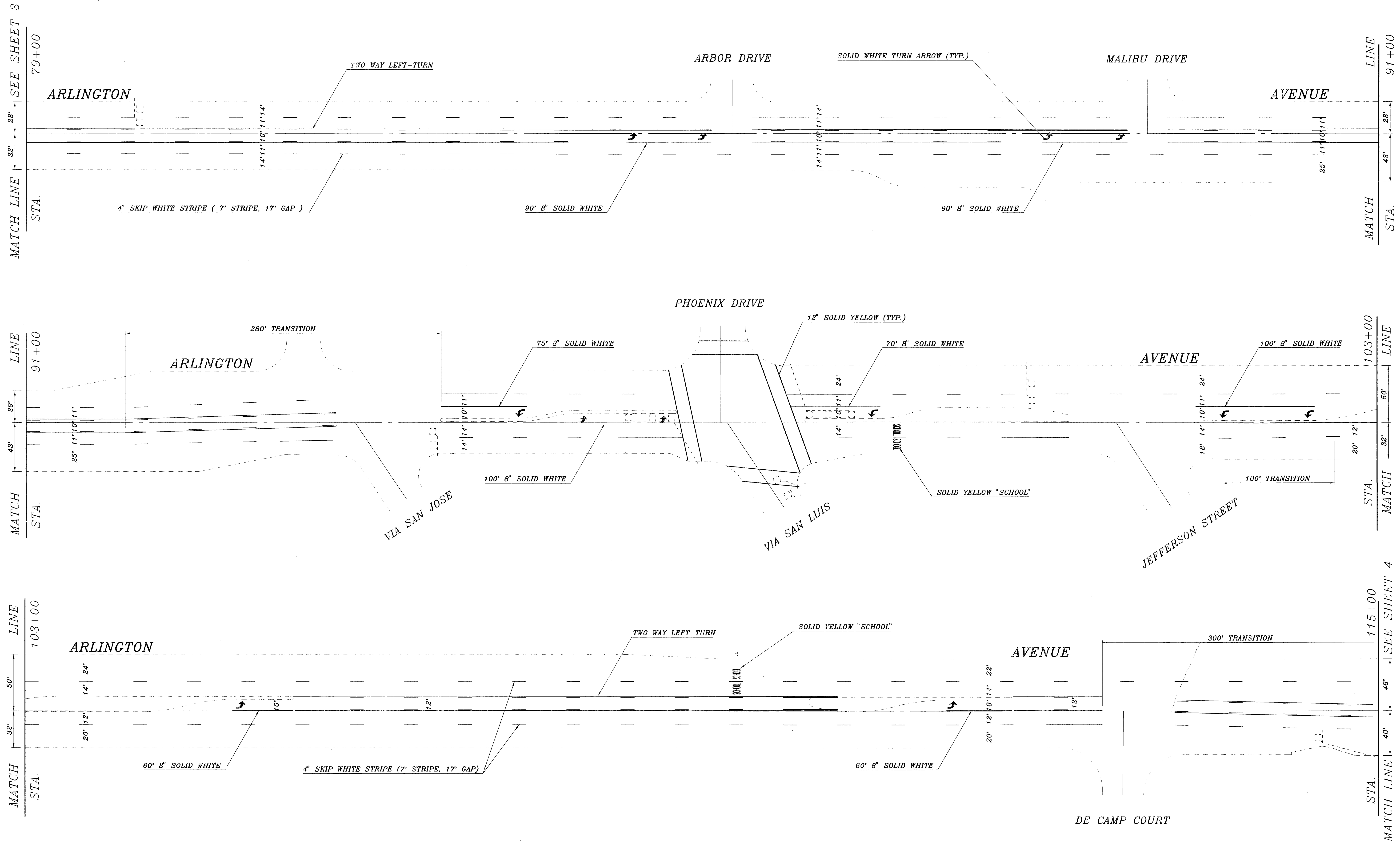


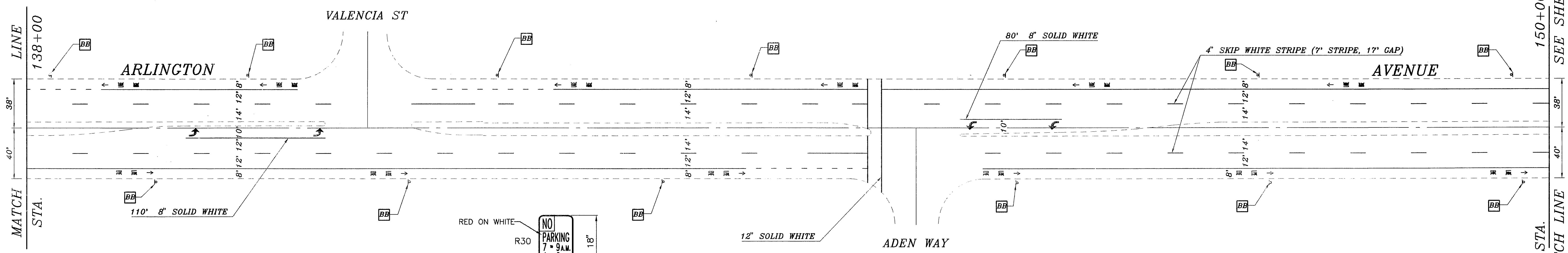
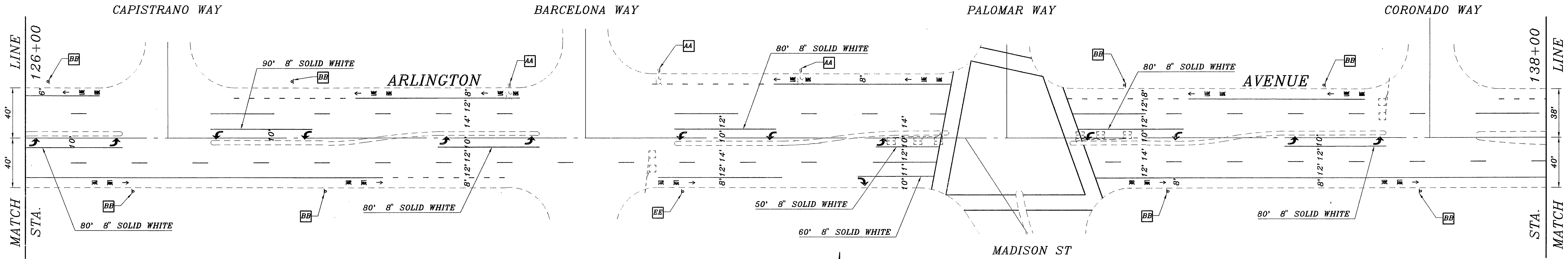
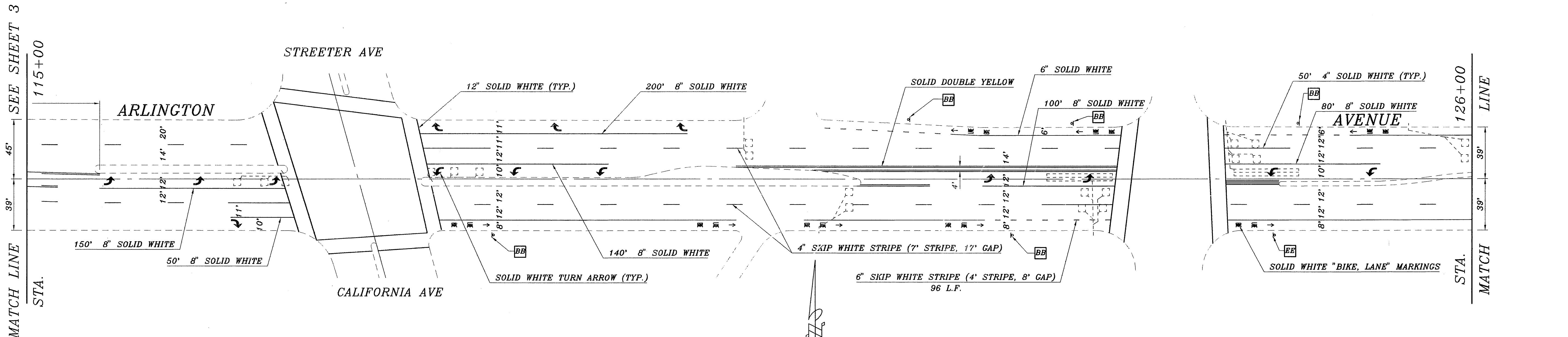
CITY OF RIVERSIDE, CALIFORNIA DEPARTMENT OF PUBLIC WORKS				REHABILITATION OF MAJOR CITY STREETS 1991-1992		ACCT. NO.
APPROVED BY		BY	DATE	APPROVED BY		XL-302
PRINCIPAL ENGINEER		<i>[Signature]</i>	4/9/93	DIRECTOR OF PUBLIC WORKS		
MARK	REVISIONS	APPR.	DATE	DATE		SHEET 1 OF 5
				5/24/93		REF PLAN NO. R-3260
DESIGNED BY M.C./B.G. DRAWN BY M.C./B.G. CHECKED BY B.G.				TRAFFIC DIVISION		HORIZ. SCALE: 1" = 40'
				PUBLIC UTILITIES		VERT. SCALE: 1" =




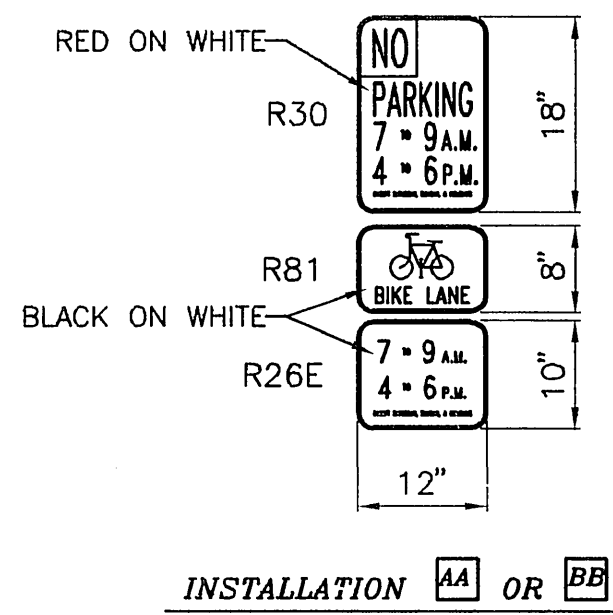
CITY OF RIVERSIDE, CALIFORNIA DEPARTMENT OF PUBLIC WORKS		REHABILITATION OF MAJOR CITY STREETS 1991-1992		ACCT. NO. XL-302
APPROVED BY: <i>[Signature]</i> DATE: 4/24/93 PRINCIPAL ENGINEER		APPROVED BY: <i>[Signature]</i> DATE: 3/24/93 DIRECTOR OF PUBLIC WORKS		SHEET 2 OF 5
MARK: REVISED ALIGNMENT FROM MURRAY TONEIL REVISIONS: APPR DATE		P.W. INSPECTION: 4/24/93 TRAFFIC DIVISION: 4/24/93 CHIEF P.W. ENGR: [Signature] PUBLIC UTILITIES:		REF. PLAN NO. R-3260
DESIGNED BY: M.C./B.G., DRAWN BY: M.C./B.G., CHECKED BY: B.G.		DATE: 3/24/93		HORIZ. SCALE: 1" = 40' VERT. SCALE: 1" =



CITY OF RIVERSIDE, CALIFORNIA DEPARTMENT OF PUBLIC WORKS				REHABILITATION OF MAJOR CITY STREETS 1991-1992		ACCT. NO.
APPROVED BY	BY	DATE	APPROVED BY	DATE		XL-302
PRINCIPAL ENGINEER	<i>[Signature]</i>	12-31-96	DIRECTOR OF PUBLIC WORKS	<i>[Signature]</i>		
P.W. INSPECTION						
TRAFFIC DIVISION						
DESIGNED BY M.C./B.C.	DRAWN BY M.C./B.C.	CHECKED BY B.C.	DATE	5/24/93		SHEET 3 OF 5
				HORIZ. SCALE: 1" = 40'		REF. PLAN NO. R-3260



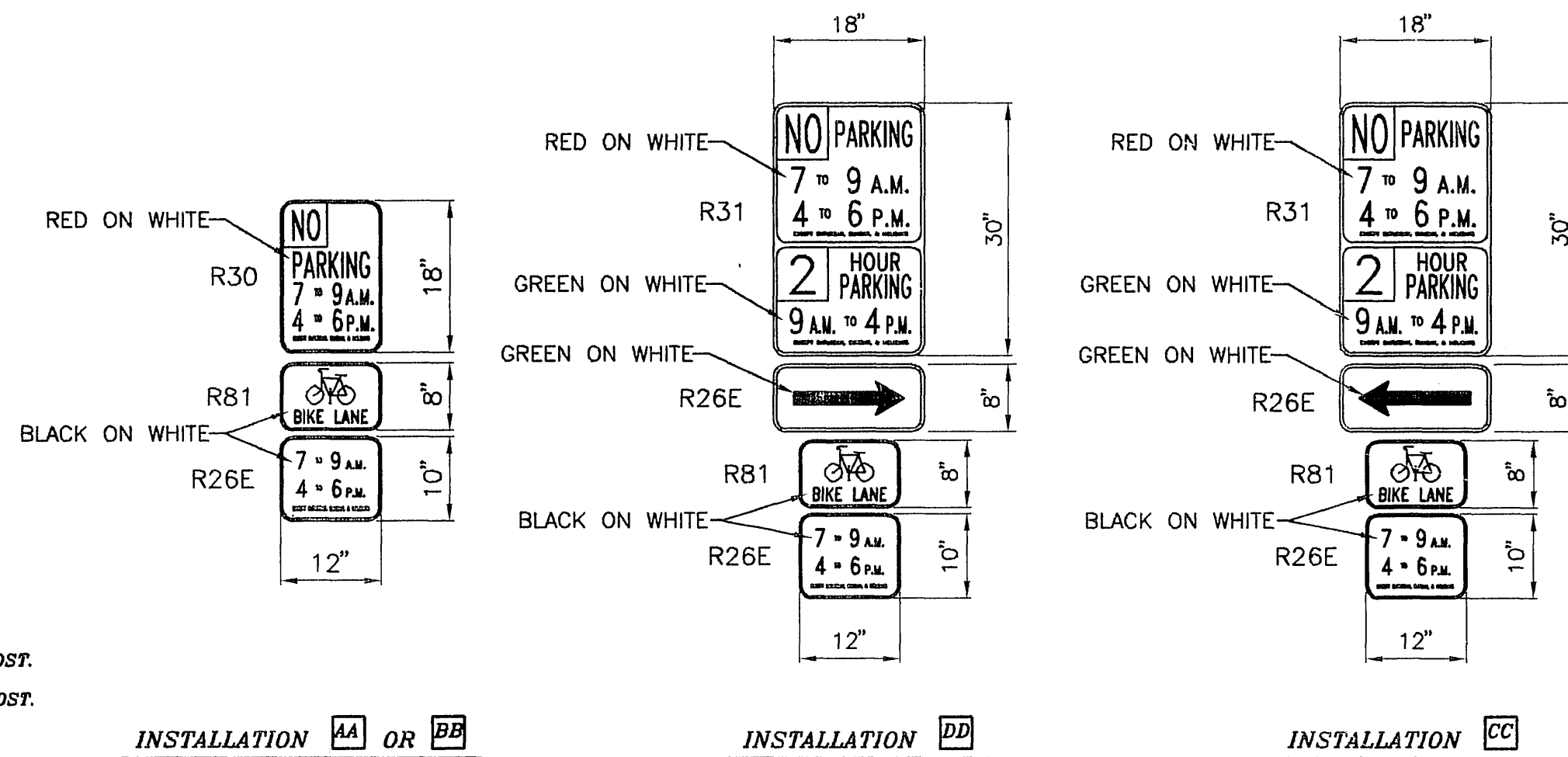
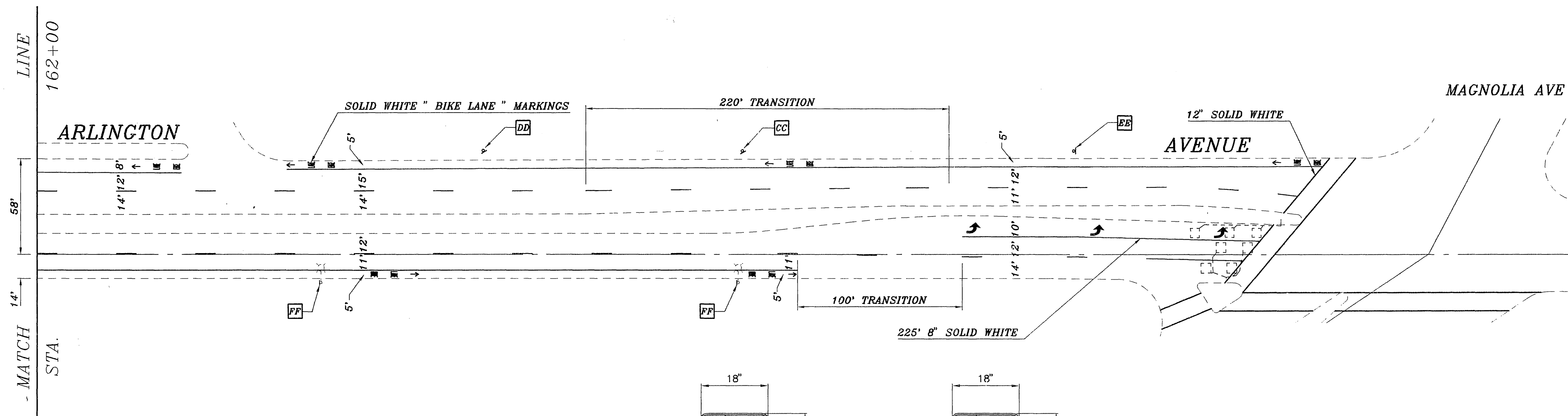
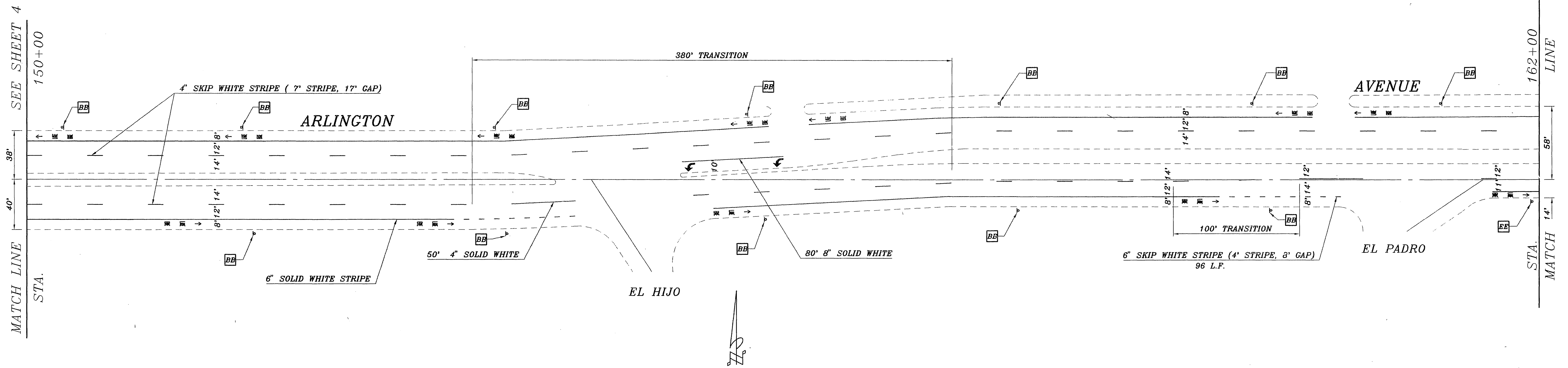
- SIGN LEGEND**
- AA INSTALL R30, R81, & R26E SIGNS ON EXISTING LIGHT STANDARD OR POST.
 - BB INSTALL R30, R81, & R26E SIGNS ON NEW POST.
 - CC REMOVE EXISTING R32, AND INSTALL R31(2HR,9-4), R81, R26E(LT.ARROW) & R26E(7-9,4-6) SIGNS ON NEW POST.
 - DD REMOVE EXISTING R32, AND INSTALL R31(2HR,9-4), R81, R26E(RT.ARROW) & R26E(7-9,4-6) SIGNS ON NEW POST.
 - EE INSTALL R26(12' X 18') & R81(12' X 8') SIGNS ON NEW POST.
 - FF INSTALL R81(12' X 8') SIGN BELOW EXISTING R26 SIGN.



CITY OF RIVERSIDE, CALIFORNIA DEPARTMENT OF PUBLIC WORKS		REHABILITATION OF MAJOR CITY STREETS 1991-1992	
APPROVED BY	BY	DATE	APPROVED BY
PRINCIPAL ENGINEER	<i>[Signature]</i>	5/24/93	DIRECTOR OF PUBLIC WORKS
P.W. INSPECTION			
TRAFFIC DIVISION			
CHIEF P.W. ENGR.			
PUBLIC UTILITIES			

ACCT. NO.	XL-302
SHEET	4 OF 5
REF. PLAN NO.	R-3260

DESIGNED BY M.C./B.G., DRAWN BY M.C./B.G., CHECKED BY B.G. HORIZ. SCALE: 1" = 40' VERT. SCALE: 1" = 10'



- SIGN LEGEND**
- AA INSTALL R30, R81, & R26E SIGNS ON EXISTING LIGHT STANDARD OR POST.
 - BB INSTALL R30, R81, & R26E SIGNS ON NEW POST.
 - CC REMOVE EXISTING R32, AND INSTALL R31(2HR, 9-4), R81, R26E(LT.AROW) & R26E(7-9, 4-6) SIGNS ON NEW POST.
 - DD REMOVE EXISTING R32, AND INSTALL R31(2HR, 9-4), R81, R26E(RT.AROW) & R26E(7-9, 4-6) SIGNS ON NEW POST.
 - EE INSTALL R26(12' X 18') & R81(12' X 8') SIGNS ON NEW POST.
 - FF INSTALL R81(12' X 8') SIGN BELOW EXISTING R26 SIGN.

INSTALLATION AA OR BB INSTALLATION DD INSTALLATION CC

CITY OF RIVERSIDE, CALIFORNIA DEPARTMENT OF PUBLIC WORKS				REHABILITATION OF MAJOR CITY STREETS 1991-1992		ACCT. NO. XL-302
APPROVED BY	BY	DATE	APPROVED BY	DATE	SHEET 5 OF 5	REF. PLAN NO. R-3260
PRINCIPAL ENGINEER	<i>[Signature]</i>	<i>5/24/93</i>	DIRECTOR OF PUBLIC WORKS	<i>[Signature]</i>		
P.W. INSPECTION			CHIEF P.W. ENGR.			
TRAFFIC DIVISION			PUBLIC UTILITIES			
DESIGNED BY M.C./B.G. DRAWN BY M.C./B.G. CHECKED BY B.G.				HORIZ. SCALE: 1" = 40' VERT. SCALE: 1" =		