

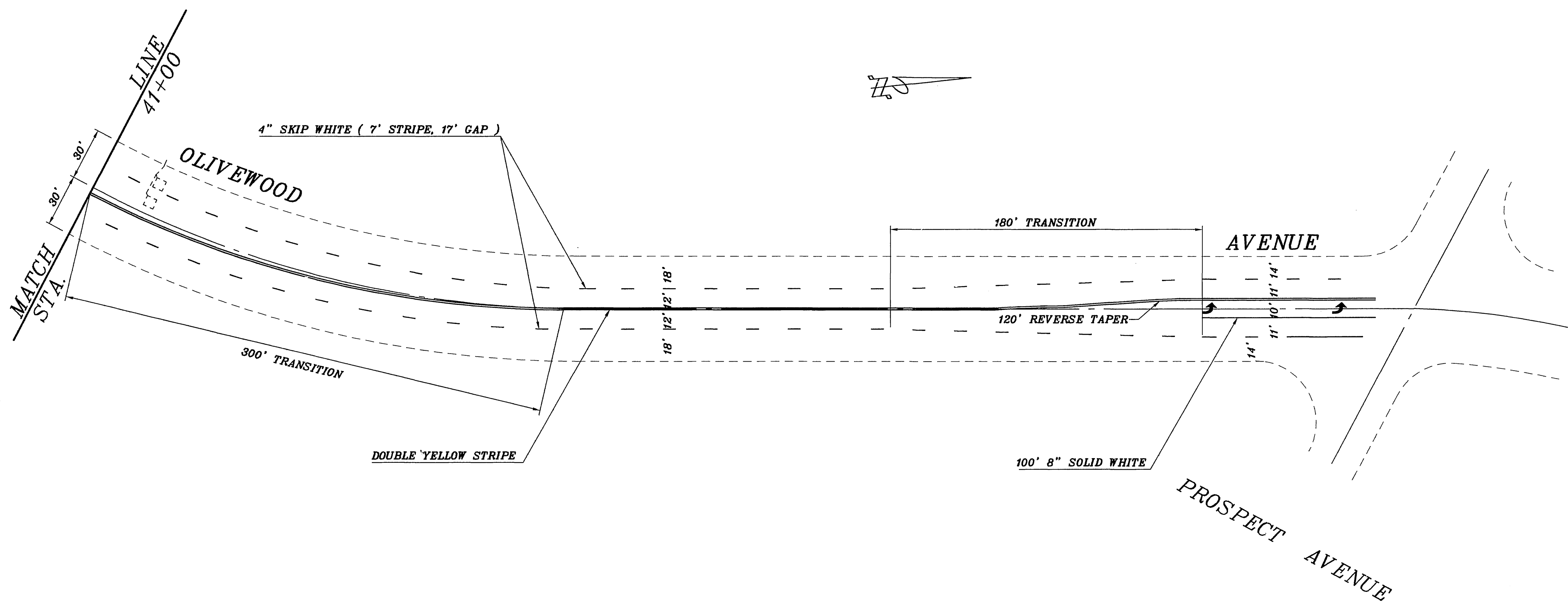
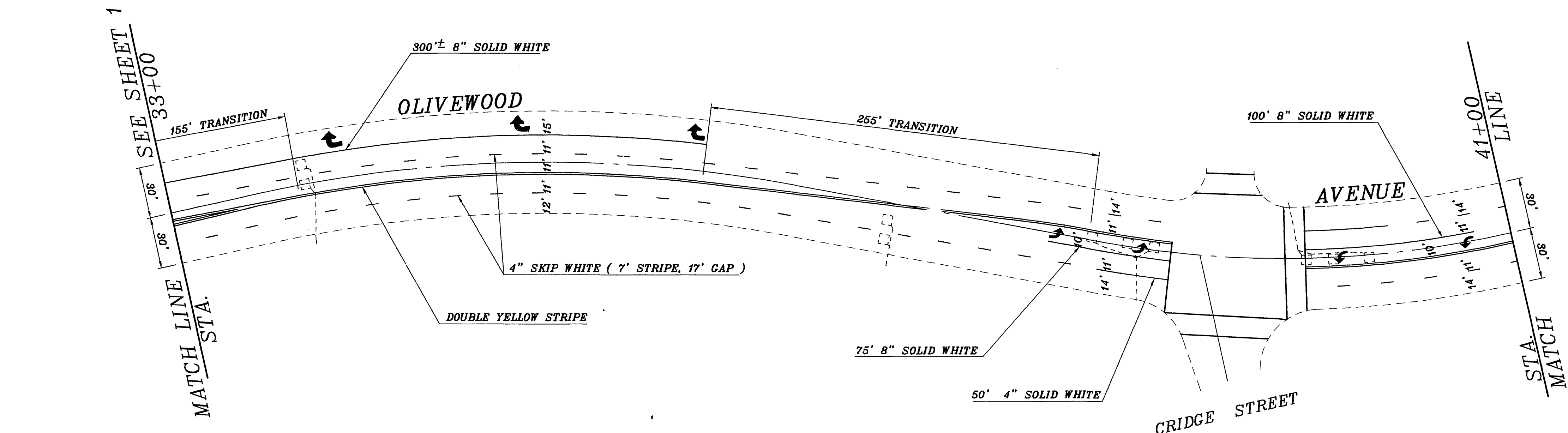


NOTE :
 INSTALL RAISED PAVEMENT MARKERS TO PANORAMA ROAD. INSTALL TYPE C MARKERS FOR LANELINE STRIPING AND LEFT TURN LANE. INSTALL TYPE D MARKERS FOR TWO WAY LEFT TURN LANE AND SOLID DOUBLE YELLOW.



CITY OF RIVERSIDE, CALIFORNIA DEPARTMENT OF PUBLIC WORKS		REHABILITATION OF MAJOR CITY STREETS 1991-1992	ACCT. NO.
APPROVED BY PRINCIPAL ENGINEER P.W. INSPECTION TRAFFIC DIVISION CHIEF P.W. ENGR PUBLIC UTILITIES	BY DATE DATE DATE DATE	APPROVED BY DIRECTOR OF PUBLIC WORKS	XL-307
MARK	REVISIONS	DATE	SHEET 1 OF 2
DESIGNED BY M.C./B.G. DRAWN BY M.C./B.G. CHECKED BY B.G.		DATE 5/24/93	REF. PLAN NO. R-3260
		HORIZ. SCALE: 1" = 40'	VERT. SCALE: 1" =



CITY OF RIVERSIDE, CALIFORNIA DEPARTMENT OF PUBLIC WORKS				REHABILITATION OF MAJOR CITY STREETS 1991-1992		ACCT. NO.
APPROVED BY		BY	DATE	APPROVED BY		XL-307
PRINCIPAL ENGINEER		SB	4/22/93	DIRECTOR OF PUBLIC WORKS		
P.W. INSPECTION						SHEET 2 OF 2
TRAFFIC DIVISION						REF. PLAN NO. R-3260
CHIEF P.W. ENGR.				DATE		
PUBLIC UTILITIES				5/24/93		
DESIGNED BY M.C./B.C., DRAWN BY M.C./B.C., CHECKED BY B.C.				HORIZ. SCALE: 1" = 40'		VERT. SCALE: 1" =