

BROCKTON AV. & DEWEY AV.

PALM AV. & DEWEY AV.

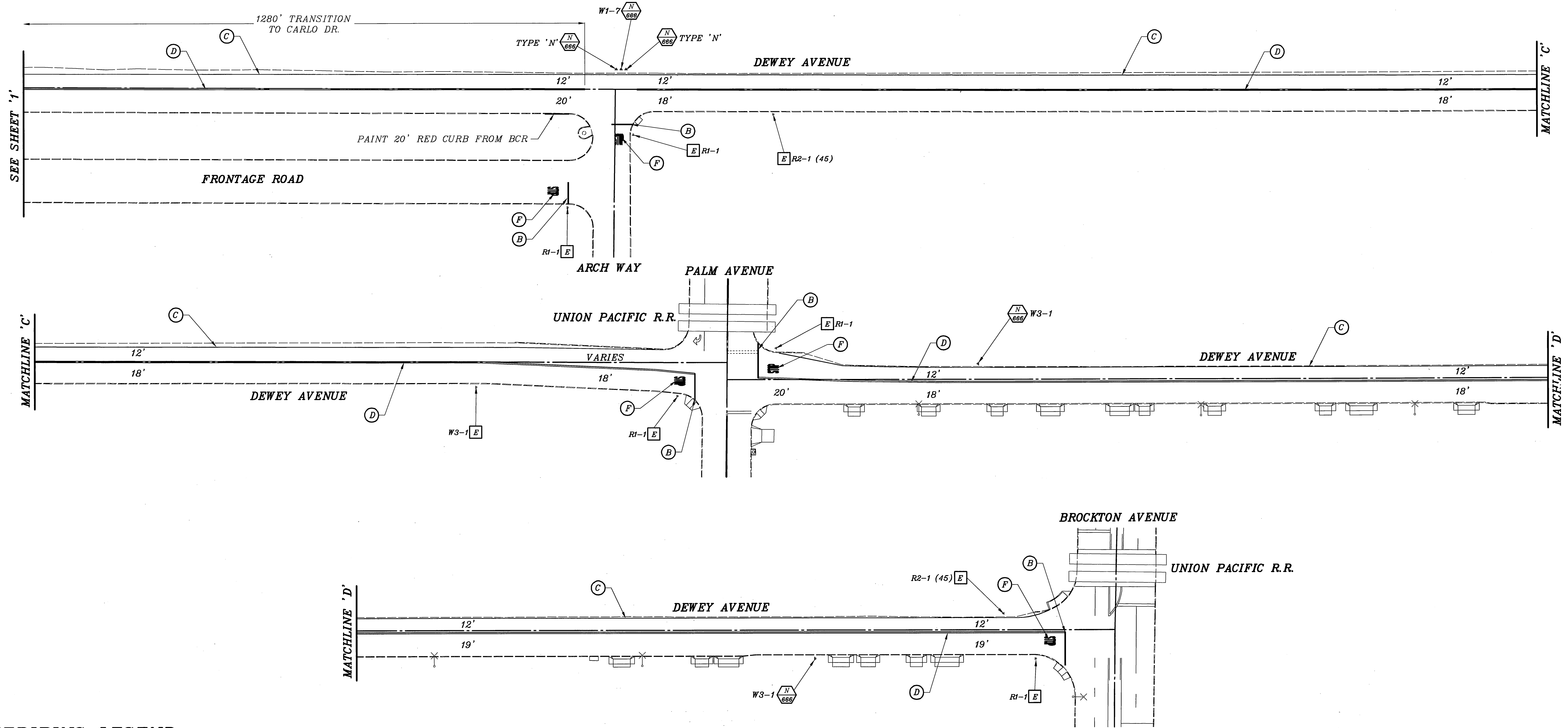
STRIPING & MARKING LEGEND

- (A) 4" SOLID DOUBLE YELLOW STRIPE
- (B) 12" SOLID WHITE STRIPE
- (C) 8" SOLID WHITE STRIPE
- (D) SOLID WHITE "STOP" MARKING
- (E) SOLID WHITE ARROW MARKING
- (F) 4" SOLID WHITE STRIPE
- (G) 4" SKIP WHITE STRIPE (7' STRIPE, 17' GAP)

NOTES:

1. REMOVE ANY CONFLICTING EXISTING STRIPING & MARKINGS.
2. RESTORE ANY EXISTING STRIPING & MARKINGS OBLITERATED AND/OR BADLY WORN DURING CONSTRUCTION.

| | | | |
|---|--|---|--------------------|
| CITY OF RIVERSIDE DEPARTMENT OF PUBLIC WORKS TRAFFIC ENGINEERING DIVISION | | STRIPING & MARKING PLAN | SCALE: 1" = 20' |
| DESIGN: Bob G. DRAWN: Bob G. CHECKED: Bob G. REVISIONS: | | BROCKTON & DEWEY AND PALM & DEWEY UPRR CROSSING | XL-327 (R-3342) |
| APPROVED BY: <i>[Signature]</i> CITY TRAFFIC ENGINEER | | | SHEET 1 OF 1 |



STRIPING LEGEND

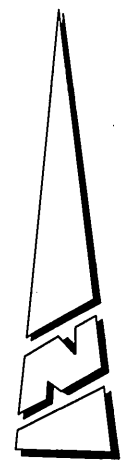
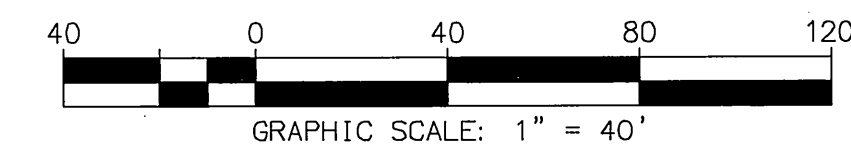
- (A) 8" SOLID WHITE STRIPE (STD. PLAN A20D, DETAIL 38)
- (B) 12" SOLID WHITE STRIPE (STD. PLAN A24E)
- (C) SOLID WHITE RIGHT EDGELINE STRIPE (STD. PLAN A20B, DETAIL 27B)
- (D) DOUBLE YELLOW STRIPE (STD. PLAN A20A, DETAIL 22)
- (E) SOLID WHITE ARROW (STD. PLAN A24A, TYPE IV)
- (F) SOLID WHITE "STOP" STENCIL (STD. PLAN A24D)
- (N/666) INDICATES NEW SIGN(S) AND/OR POST TO BE FURNISHED AND INSTALLED BY CONTRACTOR PER STD. D.W.C. NO. 666.

GENERAL NOTES

1. ALL PAVEMENT DELINEATION WORK SHALL BE PERFORMED BY THE CONTRACTOR. ALL CONFLICTING STRIPING, LEGENDS AND MARKINGS SHALL BE REMOVED BY WET SAND BLASTING.
2. ALL STRIPING, PAVEMENT MARKINGS AND LEGENDS SHALL BE THERMOPLASTIC. CONTRACTOR SHALL PROVIDE AND INSTALL RAISED PAVEMENT MARKERS PER CALTRANS 2006 STANDARD PLANS.
3. CONTRACTOR IS RESPONSIBLE FOR ANY TRAFFIC FACILITIES OR EQUIPMENT DAMAGED DURING CONSTRUCTION THAT IS NOT INCLUDED WITHIN THE SCOPE OF WORK.
4. ALL STRIPING, PAVEMENT MARKINGS AND LEGENDS SHALL CONFORM TO THE 2006 CALTRANS STANDARD PLANS DETAILS AS NOTED.

CONSTRUCTION NOTES

(E) EXISTING EQUIPMENT TO REMAIN



PAVEMENT DELINEATION

- INDICATES STRIPING AND PAVEMENT MARKINGS TO BE INSTALLED.
- - - INDICATES STRIPING AND PAVEMENT MARKINGS TO REMAIN.
- INDICATES STRIPING AND PAVEMENT MARKINGS TO BE REMOVED.

ENGINEER IN RESPONSIBLE CHARGE

GILBERT M. HERNANDEZ
 R.C.E. No. 69170 expires 6-30-08
 DATE 2-7-07

CITY OF RIVERSIDE, CALIFORNIA
DEPARTMENT OF PUBLIC WORKS

| | | | | |
|--------------------|--------------------|---------|---------------|--------------------|
| APPROVED BY | RY | DATE | APPROVED BY | DATE |
| PRINCIPAL ENGINEER | <i>[Signature]</i> | 2/26/07 | CITY ENGINEER | <i>[Signature]</i> |
| TRAFFIC DIVISION | <i>[Signature]</i> | 2/26/07 | | |
| Eng. Manager | <i>[Signature]</i> | 2/26/07 | | |

DESIGNED BY: DMC DRAWN BY: DMC CHECKED BY:

| | |
|---|-------------------------|
| STRIPING PLAN | ACCT. NO. |
| DEWEY AVENUE FROM STREETER AVENUE TO BROCKTON AVENUE | XL-327A |
| | SHEET 2 OF 2 |
| SCALE: 1" = 40' | FILE NAME: XL327-2A.DWG |