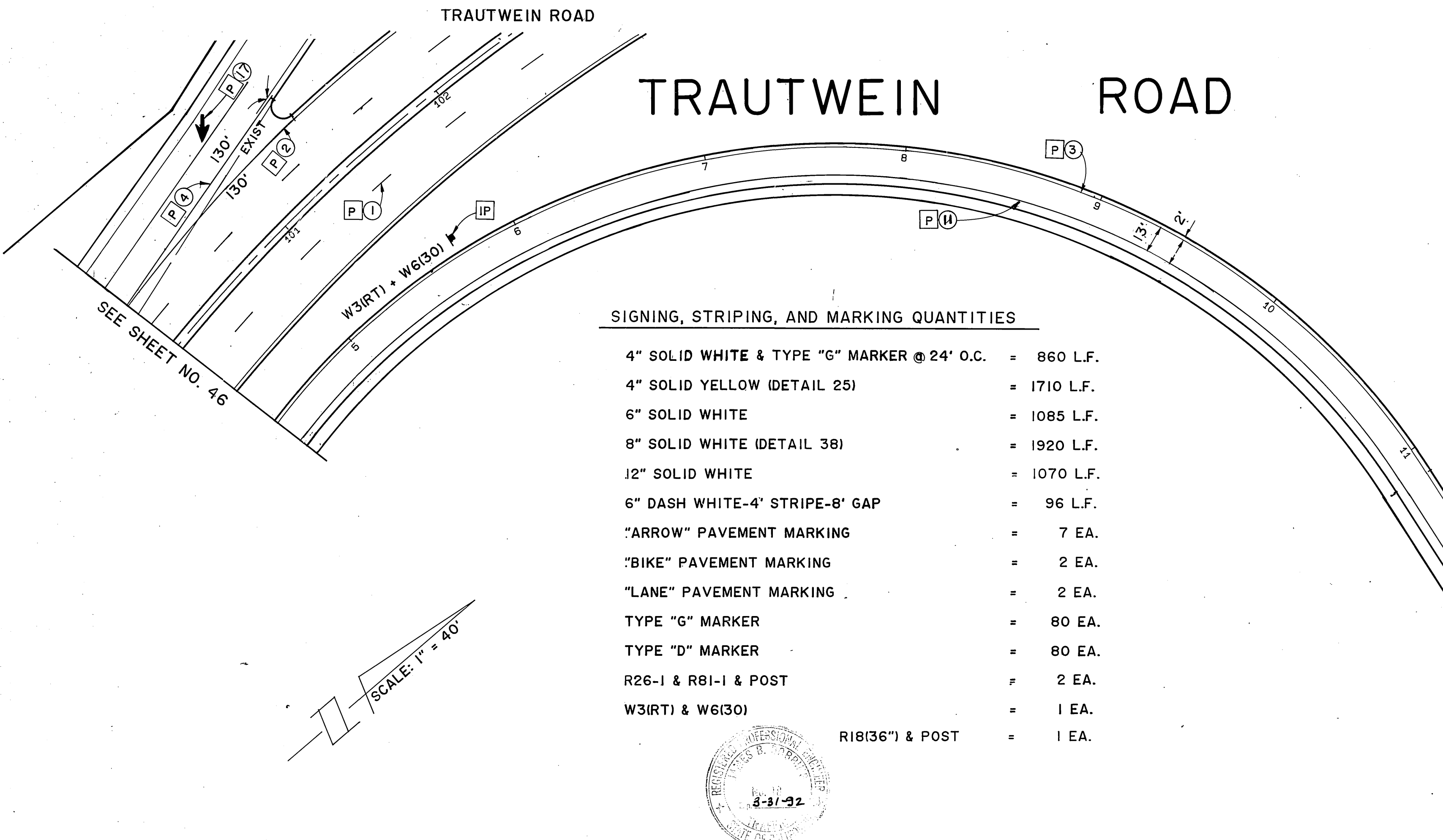


TRAUTWEIN ROAD

SEE SHEET NO. 46

ALESSANDRO BLVD



TRAUTWEIN ROAD

SEE SHEET NO. 46

SIGNING, STRIPING, AND MARKING QUANTITIES

4" SOLID WHITE & TYPE "G" MARKER @ 24' O.C.	=	860 L.F.
4" SOLID YELLOW (DETAIL 25)	=	1710 L.F.
6" SOLID WHITE	=	1085 L.F.
8" SOLID WHITE (DETAIL 38)	=	1920 L.F.
12" SOLID WHITE	=	1070 L.F.
6" DASH WHITE-4' STRIPE-8' GAP	=	96 L.F.
"ARROW" PAVEMENT MARKING	=	7 EA.
"BIKE" PAVEMENT MARKING	=	2 EA.
"LANE" PAVEMENT MARKING	=	2 EA.
TYPE "G" MARKER	=	80 EA.
TYPE "D" MARKER	=	80 EA.
R26-I & R81-I & POST	=	2 EA.
W3(RT) & W6(30)	=	1 EA.
R18(36") & POST	=	1 EA.



- P PAINT
- I INSTALL
- IP INSTALL SIGN AND POST

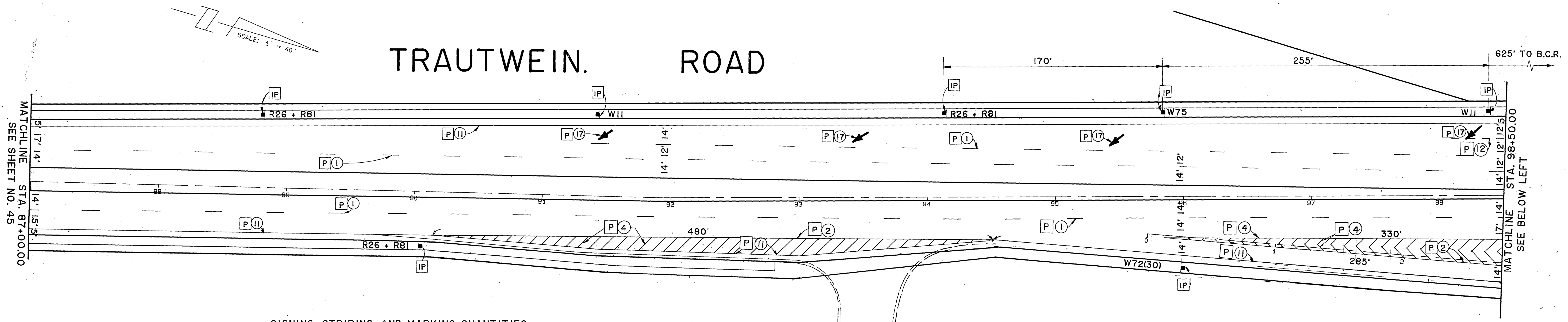
SIGNING, STRIPING, AND MARKING LEGEND

- ① 4" DASH WHITE-12' STRIPE-36' GAP (DETAIL 12)
- ② 4" SOLID WHITE & TYPE "G" MARKER @ 24' O.C.
- ③ 4" SOLID YELLOW (DETAIL 25)
- ④ 8" SOLID WHITE (DETAIL 38)
- ⑤ 11" DOUBLE YELLOW (DETAIL 22)
- ⑥ 12" SOLID WHITE
- ⑦ "SIGNAL" PAVEMENT MARKING
- ⑧ "STOP" PAVEMENT MARKING
- ⑨ "AHEAD" PAVEMENT MARKING
- ⑩ ARROW MARKING-LEFT, RIGHT, OR STRAIGHT
- ⑪ 6" SOLID WHITE MARKING
- ⑫ 6" SKIP WHITE-4' STRIPE-8' GAP
- ⑬ "BIKE" PAVEMENT MARKING
- ⑭ "LANE" PAVEMENT MARKING
- ⑮ 8" DASH WHITE-1' STRIPE-6' GAP
- ⑯ 4" DASH WHITE-1' STRIPE-6' GAP
- ⑰ LANE DROP ARROW

FOR DETAILS SEE STATE OF CALIFORNIA, STANDARD PLANS, DATED JANUARY, 1988 SECTIONS A20-A, A20-B, A20-C.

<p>Underground Service Alert</p> <p>Call: TOLL FREE 1-800-422-4133</p> <p>TWO WORKING DAYS BEFORE YOU DIG</p>	<p>PRIVATE ENGINEERING NOTE</p> <p>CONSTRUCTION CONTRACTOR AGREES THAT IN ACCORDANCE WITH GENERALLY ACCEPTED CONSTRUCTION PRACTICES CONSTRUCTION CONTRACTOR WILL BE REQUIRED TO ASSUME SOLE AND COMPLETE RESPONSIBILITY FOR JOB SITE CONDITIONS DURING THE COURSE OF CONSTRUCTION OF THE PROJECT, INCLUDING SAFETY OF ALL PERSONS AND PROPERTY, THAT THIS REQUIREMENT SHALL BE MADE TO APPLY CONTINUOUSLY AND NOT BE LIMITED TO NORMAL WORKING HOURS, AND CONSTRUCTION CONTRACTOR FURTHER AGREES TO DEFEND, INDEMNIFY AND HOLD DESIGN PROFESSIONAL HARMLESS FROM ANY AND ALL LIABILITY, REAL OR ALLEGED, IN CONNECTION WITH THE PERFORMANCE OF WORK ON THIS PROJECT, EXCEPTING LIABILITY ARISING FROM THE SOLE NEGLIGENCE OF DESIGN PROFESSIONAL.</p>	<p>PREPARED UNDER THE DIRECTION OF: <i>James B. Dobbins</i> JAMES B. DOBBINS T.E. 18 EXPIRATION DATE: 3-31-92 DATE: 4-28-89</p> <p>APPROVED BY: _____ DATE: 4-19-88</p>	<p>J.F. Davidson Associates, Inc. ENGINEERING PLANNING SURVEYING ARCHITECTURE LANDSCAPE ARCHITECTURE</p> <p>3880 Lemon Street, Suite 300 P.O. Box 493 Riverside, CA 92502 (714) 686-0844 FAX 714-686-0854</p> <p>11200 S. Mt. Vernon Ave., Suite 107 Colton, CA 92524 (714) 925-1002</p> <p>73-080 El Paseo, Suite 106 Palm Desert, CA 92260 (619) 346-5591 FAX 619-340-0529</p>	<p>CITY OF RIVERSIDE, CALIFORNIA DEPARTMENT OF PUBLIC WORKS</p> <table border="1" style="width: 100%; border-collapse: collapse;"> <tr> <td>APPROVED BY</td> <td>BY</td> <td>DATE</td> <td>APPROVED BY</td> </tr> <tr> <td>PRINCIPAL ENGINEER</td> <td><i>[Signature]</i></td> <td>12/15/89</td> <td>DIRECTOR OF PUBLIC WORKS</td> </tr> <tr> <td>PARK DEPARTMENT</td> <td><i>[Signature]</i></td> <td></td> <td></td> </tr> <tr> <td>TRAFFIC DIVISION</td> <td><i>[Signature]</i></td> <td></td> <td></td> </tr> <tr> <td>CHIEF P.W. ENGR</td> <td><i>[Signature]</i></td> <td></td> <td></td> </tr> </table> <p>DESIGNED BY B.D. DRAWN BY C.M.M. CHECKED BY _____</p>	APPROVED BY	BY	DATE	APPROVED BY	PRINCIPAL ENGINEER	<i>[Signature]</i>	12/15/89	DIRECTOR OF PUBLIC WORKS	PARK DEPARTMENT	<i>[Signature]</i>			TRAFFIC DIVISION	<i>[Signature]</i>			CHIEF P.W. ENGR	<i>[Signature]</i>			<p>CFD 86-1 IMPROVEMENT AREA No. 1 STRIPING & SIGNING PLANS TRAUTWEIN ROAD</p> <p>PROJECT NO. (R-3056) XL-347 SHEET 47 OF 88</p> <p>HORIZ. SCALE: 1" = 40' VERT. SCALE: 1" = _____</p> <p>FILE NO.: 8710164</p>
APPROVED BY	BY	DATE	APPROVED BY																						
PRINCIPAL ENGINEER	<i>[Signature]</i>	12/15/89	DIRECTOR OF PUBLIC WORKS																						
PARK DEPARTMENT	<i>[Signature]</i>																								
TRAFFIC DIVISION	<i>[Signature]</i>																								
CHIEF P.W. ENGR	<i>[Signature]</i>																								

INDEXED 7-24-90 4H



SIGNING, STRIPING, AND MARKING QUANTITIES

4" DASH WHITE-12' STRIPE-36' GAP	= 3,590 L.F.	R26(12"x18") & R81-1 & POST	3 EA.
4" SOLID WHITE TYPE "G" MARKER @ 24' O.C.	= 1,395 L.F.	R26(12"x18") & POST	1 EA.
4" SOLID YELLOW (DETAIL 25)	= 200 L.F.	W11(36") & POST	2 EA.
8" DASH WHITE-4' STRIPE-8' GAP	= 1,980 L.F.	W41(36") & POST	2 EA.
8" SOLID WHITE (DETAIL 38)	= .860 L.F.	W58(30") & POST	1 EA.
6" SOLID WHITE	= 2,575 L.F.	W72(48"x60"x130) & POST	1 EA.
12" SOLID WHITE	= 170 L.F.	W75(36"ILT) & POST	1 EA.
"ARROW" PAVEMENT MARKING	= 11 EA.	TYPE "G" MARKER	150 EA.
"SIGNAL" PAVEMENT MARKING	= 2 EA.	TYPE "D" MARKER	6 EA.
"AHEAD" PAVEMENT MARKING	= 2 EA.	REFLECTIVE YELLOW PAINT	60 SQ.FT.
"BIKE" PAVEMENT MARKING	= 1 EA.		
"LANE" PAVEMENT MARKING	= 1 EA.		

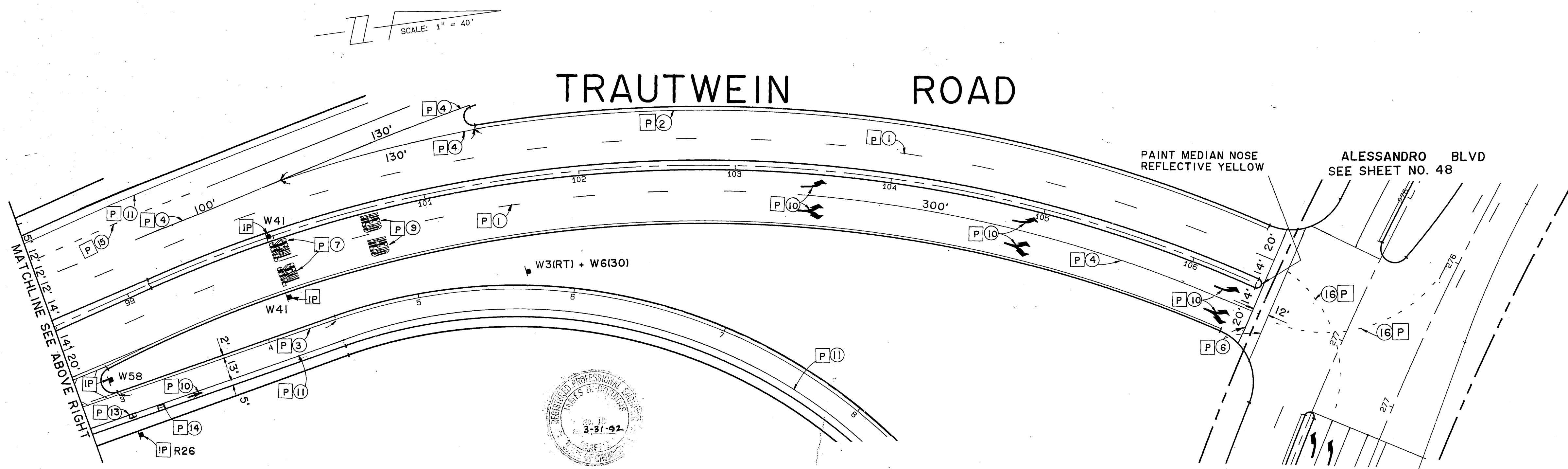
FUTURE ROADWAY

- P PAINT
- I INSTALL
- IP INSTALL SIGN AND POST
- IPM INSTALL RAISED PAVEMENT MARKERS

SIGNING, STRIPING, AND MARKING LEGEND

- ① 4" DASH WHITE-12' STRIPE-36' GAP (DETAIL 12)
- ② 4" SOLID WHITE & TYPE "G" MARKER @ 24' O.C.
- ③ 4" SOLID YELLOW (DETAIL 25)
- ④ 8" SOLID WHITE (DETAIL 38)
- ⑤ 11" DOUBLE YELLOW (DETAIL 22)
- ⑥ 12" SOLID WHITE
- ⑦ "SIGNAL" PAVEMENT MARKING
- ⑧ "STOP" PAVEMENT MARKING
- ⑨ "AHEAD" PAVEMENT MARKING
- ⑩ ARROW MARKING-LEFT, RIGHT, OR STRAIGHT
- ⑪ 6" SOLID WHITE MARKING
- ⑫ 6" SKIP WHITE-4' STRIPE-8' GAP
- ⑬ "BIKE" PAVEMENT MARKING
- ⑭ "LANE" PAVEMENT MARKING
- ⑮ 8" DASH WHITE-4' STRIPE-8' GAP
- ⑯ 4" DASH WHITE-1' STRIPE-6' GAP
- ⑰ LANE DROP ARROW

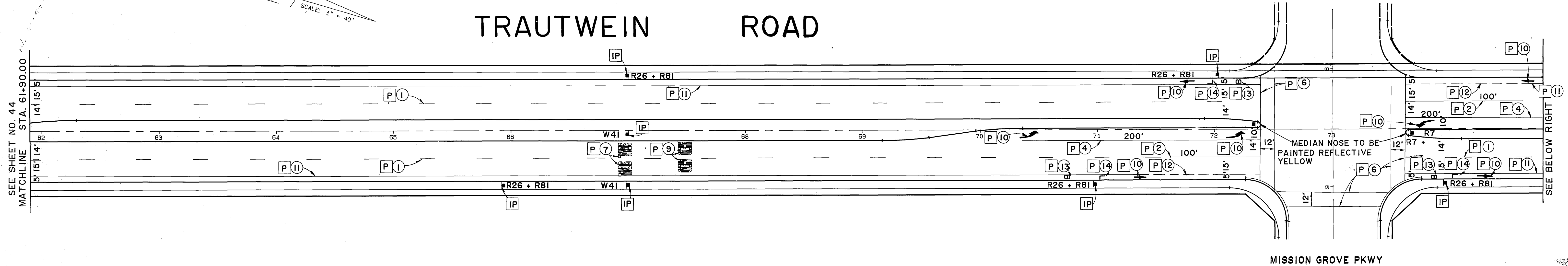
FOR DETAILS SEE STATE OF CALIFORNIA, STANDARD PLANS, DATED JANUARY, 1988 SECTIONS A20-A, A20-B, A20-C.



<p>Underground Service Alert</p> <p>Call: TOLL FREE 1-800-422-4133</p> <p><small>TWO WORKING DAYS BEFORE YOU DIG</small></p>	<p>PRIVATE ENGINEERING NOTE</p> <p><small>CONSTRUCTION CONTRACTOR AGREES THAT IN ACCORDANCE WITH GENERALLY ACCEPTED CONSTRUCTION PRACTICES CONSTRUCTION CONTRACTOR WILL BE REQUIRED TO ASSUME SOLE AND COMPLETE RESPONSIBILITY FOR JOB SITE CONDITIONS DURING THE COURSE OF CONSTRUCTION OF THE PROJECT, INCLUDING SAFETY OF ALL PERSONS AND PROPERTY. THAT THIS REQUIREMENT SHALL BE MADE TO APPLY CONTINUOUSLY AND NOT BE LIMITED TO NORMAL WORKING HOURS, AND CONSTRUCTION CONTRACTOR FURTHER AGREES TO DEFEND, INDEMNIFY AND HOLD DESIGN PROFESSIONAL HARMLESS FROM ANY AND ALL LIABILITY, REAL OR ALLEGED, IN CONNECTION WITH THE PERFORMANCE OF WORK ON THIS PROJECT, EXCEPTING LIABILITY ARISING FROM THE SOLE NEGLIGENCE OF DESIGN PROFESSIONAL.</small></p>	<p>PREPARED UNDER THE DIRECTION OF: <i>James B. Dobbins</i> JAMES B. DOBBINS T.E. 18 EXPIRATION DATE: 3-31-92 DATE: 4-26-89</p> <p>APPROVED BY: _____ DATE: 4-19-88</p>	<p>J.F. Davidson Associates, Inc. ENGINEERING PLANNING SURVEYING ARCHITECTURE LANDSCAPE ARCHITECTURE</p> <p><small>3980 Lemon Street, Suite 300 P.O. Box 493 Riverside, CA 92502 (714) 886-0844 FAX 714-886-9944</small></p> <p><small>11200 S. Mt. Vernon Ave., Suite "D" Colton, CA 92324 (714) 825-1082</small></p> <p><small>73080 El Paseo, Suite 106 Palm Desert, CA 92260 (818) 346-9991 FAX 818-340-0529</small></p> <p>SCALE: 1" = 40'-0" DATE: 4-19-88 BENCH MARK: _____</p>	<p>CITY OF RIVERSIDE, CALIFORNIA DEPARTMENT OF PUBLIC WORKS</p> <p>APPROVED BY: _____ PRINCIPAL ENGINEER PARK DEPARTMENT TRAFFIC DIVISION CHIEF P.W. ENGR.</p> <p>APPROVED BY: <i>Barry Paul</i> DIRECTOR OF PUBLIC WORKS DATE: 12/15/89</p>	<p>CFD 86-1 IMPROVEMENT AREA No. 1 STRIPING & SIGNING PLANS TRAUTWEIN ROAD</p> <p>HORIZ. SCALE: 1"=40' VERT. SCALE: 1"</p>	<p>PROJECT NO. (R-3056) XL-347 SHEET 46 OF 88 FILE NO.: 8710164</p>
--	---	---	---	--	--	---

INDEXED 7-24-90 411

TRAUTWEIN ROAD



MISSION GROVE PKWY

SIGNING, STRIPING, AND MARKING LEGEND

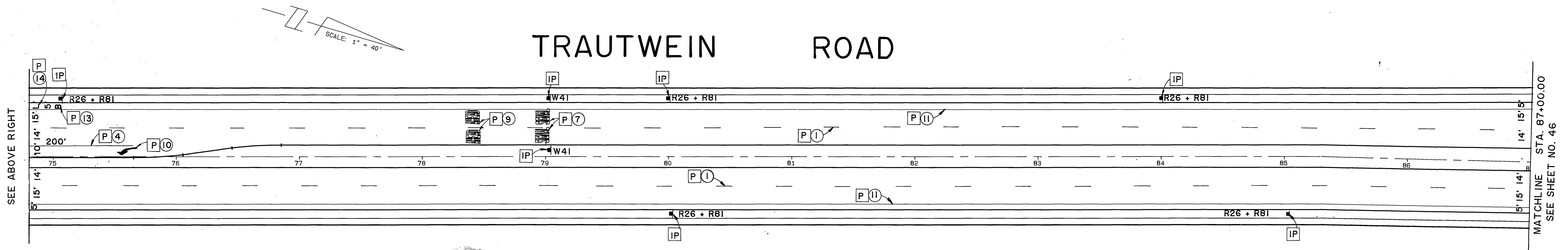
- P PAINT
- I INSTALL
- IP INSTALL SIGN AND POST

- ① 4" DASH WHITE-12' STRIPE-36' GAP
- ② 4" SOLID WHITE & TYPE "G" MARKER @ 24' O.C.
- ③ 4" SOLID YELLOW (DETAIL 25)
- ④ 8" SOLID WHITE (DETAIL 38)
- ⑤ 11" DOUBLE YELLOW (DETAIL 22)
- ⑥ 12" SOLID WHITE
- ⑦ "SIGNAL" PAVEMENT MARKING
- ⑧ "STOP" PAVEMENT MARKING
- ⑨ "AHEAD" PAVEMENT MARKING
- ⑩ ARROW MARKING-LEFT, RIGHT, OR STRAIGHT
- ⑪ 6" SOLID WHITE MARKING
- ⑫ 6" SKIP WHITE-4' STRIPE-8' GAP (96 L.F.)
- ⑬ "BIKE" PAVEMENT MARKING
- ⑭ "LANE" PAVEMENT MARKING
- ⑮ 8" DASH WHITE-4' STRIPE-8' GAP
- ⑯ 4" DASH WHITE-1' STRIPE-6' GAP

SIGNING, STRIPING, AND MARKING QUANTITIES

4" DASH WHITE-12' STRIPE-36' GAP	=	3,370 L.F.
4" SOLID WHITE & TYPE "G" MARKER @ 24' O.C.	=	200 L.F.
8" SOLID WHITE (DETAIL 38)	=	400 L.F.
12" SOLID WHITE	=	570 L.F.
"ARROW" PAVEMENT MARKING	=	8 EA.
"SIGNAL" PAVEMENT MARKING	=	4 EA.
"AHEAD" PAVEMENT MARKING	=	4 EA.
"BIKE" PAVEMENT MARKING	=	4 EA.
"LANE" PAVEMENT MARKING	=	4 EA.
R26(12"x18") & R81-1 & POST	=	8 EA.
W41(36") & POST	=	4 EA.
R7 & TYPE "K" & POST	=	2 EA.
TYPE "G" MARKER	=	140 EA.
6" SOLID WHITE MARKING	=	3,355 L.F.
REFLECTIVE YELLOW PAINT	=	30 SQ. FT.

TRAUTWEIN ROAD



Underground Service Alert
 Call: TOLL FREE
1-800-422-4133
 TWO WORKING DAYS BEFORE YOU DIG

PRIVATE ENGINEERING NOTE
 CONSTRUCTION CONTRACTOR AGREES THAT IN ACCORDANCE WITH GENERALLY ACCEPTED CONSTRUCTION PRACTICES CONSTRUCTION CONTRACTOR WILL BE REQUIRED TO ASSUME SOLE AND COMPLETE RESPONSIBILITY FOR JOB SITE CONDITIONS DURING THE COURSE OF CONSTRUCTION OF THE PROJECT, INCLUDING SAFETY OF ALL PERSONS AND PROPERTY. THAT THIS REQUIREMENT SHALL BE MADE TO APPLY CONTINUOUSLY AND NOT BE LIMITED TO NORMAL WORKING HOURS AND CONSTRUCTION CONTRACTOR FURTHER AGREES TO DEFEND, INDEMNIFY AND HOLD DESIGN PROFESSIONAL HARMLESS FROM ANY AND ALL LIABILITY, REAL OR ALLEGED, IN CONNECTION WITH THE PERFORMANCE OF WORK ON THIS PROJECT, EXCEPTING LIABILITY ARISING FROM THE SOLE NEGLIGENCE OF DESIGN PROFESSIONAL.

PREPARED UNDER THE DIRECTION OF:
James B. Dobbins
 JAMES B. DOBBINS T.E. 18
 EXPIRATION DATE: 3-31-92 DATE: 4-28-89
 APPROVED BY:

J.F. Davidson Associates, Inc.
 ENGINEERING PLANNING SURVEYING ARCHITECTURE LANDSCAPE ARCHITECTURE
 3880 Lemon Street, Suite 300 P.O. Box 493 Riverside, CA 92502 (714) 686-0844 FAX 714-686-9954
 11200 S. Mt. Vernon Ave., Suite "D" Colton, CA 92324 (919) 346-9951 FAX 619-340-0529

SCALE: 1" = 40'-0"
 DATE: 4-19-88

MARK	REVISIONS	APPR.	DATE

DESIGNED BY: B.D. DRAWN BY: C.M.M. CHECKED BY: _____

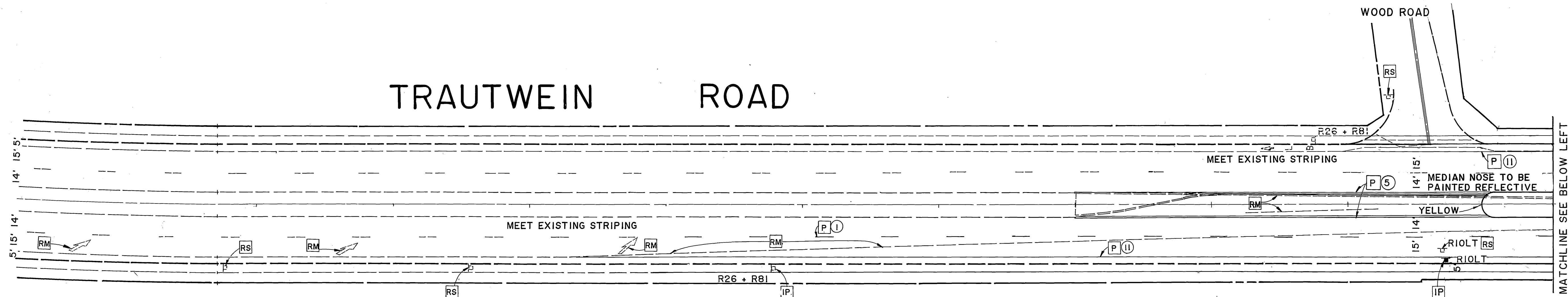
CITY OF RIVERSIDE, CALIFORNIA
 DEPARTMENT OF PUBLIC WORKS

APPROVED BY: _____ DATE: 12/15/89
 PRINCIPAL ENGINEER
 PARK DEPARTMENT
 TRAFFIC DIVISION
 CHIEF P.W. ENGR.

CFD 86-1 IMPROVEMENT AREA No. 1
 STRIPING & SIGNING PLANS
TRAUTWEIN ROAD
 HORIZ. SCALE: 1"=40' VERT. SCALE: 1"

PROJECT NO. (R-3056)
XL-347
 SHEET 45 OF 88
 FILE NO. 8710164

TRAUTWEIN ROAD



REMOVE SIGNING, STRIPING, AND MARKING QUANTITIES

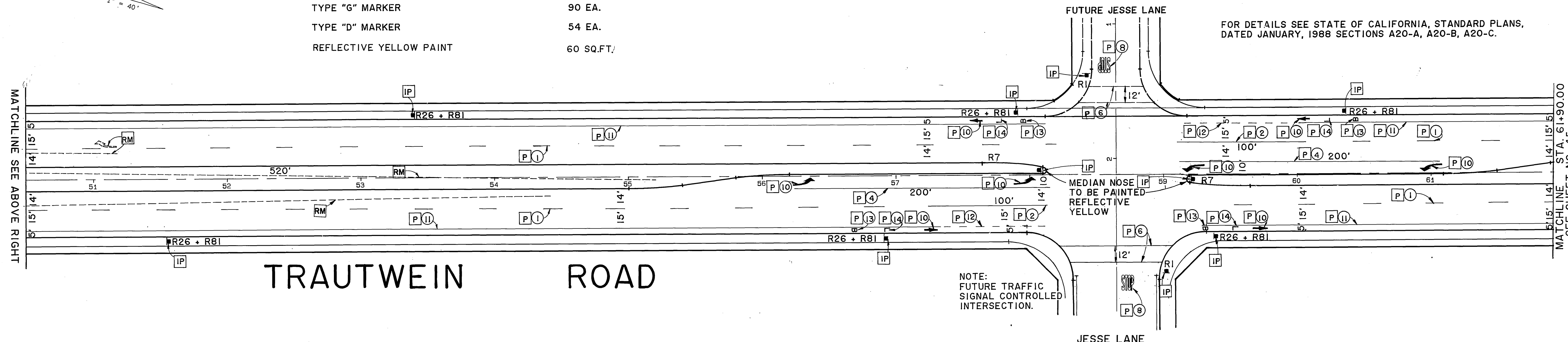
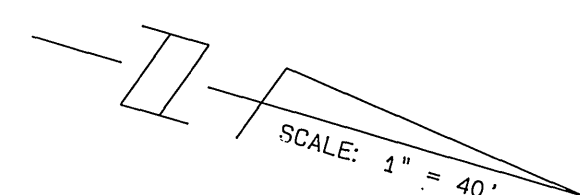
8" SOLID WHITE	=	200 LF.
"ARROW" MARKING	=	4 EA.
RI & POST	=	1 EA.
W11 & R63 & POST	=	1 EA.
R81 & R81B & POST	=	1 EA.
TYPE "G" MARKER	=	EA.
4" SOLID WHITE	=	470 LF.
DOUBLE YELLOW	=	730 LF.

SIGNING, STRIPING, AND MARKING QUANTITIES

4" DASH WHITE-12' STRIPE-36' GAP	3200 LF.
4" SOLID WHITE & TYPE "G" MARKER @ 24' O.C.	200 LF.
8" SOLID WHITE (DETAIL 38)	400 LF.
12" SOLID WHITE	660 LF.
6" SOLID WHITE	2790 LF.
6" DASH WHITE-4' STRIPE-8' GAP	192 LF.
11" DOUBLE YELLOW (DETAIL 22)	600 LF.
"ARROW" PAVEMENT MARKING	8 EA.
"BIKE" PAVEMENT MARKING	4 EA.
"LANE" PAVEMENT MARKING	4 EA.
"STOP" PAVEMENT MARKING	2 EA.
RI(36") & POST	2 EA.
R26(12"x18") & R81-I & POST	7 EA.
R7 & POST	2 EA.
TYPE "G" MARKER	90 EA.
TYPE "D" MARKER	54 EA.
REFLECTIVE YELLOW PAINT	60 SQ.FT.

SIGNING, STRIPING, AND MARKING LEGEND

- | | | |
|---|--|---|
| <ul style="list-style-type: none"> P PAINT I INSTALL IP INSTALL SIGN AND POST IPM INSTALL RAISED PAVEMENT MARKERS IS INSTALL SIGN RS REMOVE SIGN & SALVAGE RM REMOVE PAVEMENT MARKING | <ul style="list-style-type: none"> ① 4" DASH WHITE-12' STRIPE-36' GAP (DETAIL 12) ② 4" SOLID WHITE & TYPE "G" MARKER @ 24' O.C. ③ 4" SOLID YELLOW (DETAIL 25) ④ 8" SOLID WHITE (DETAIL 38) ⑤ 11" DOUBLE YELLOW (DETAIL 22) ⑥ 12" SOLID WHITE ⑦ "SIGNAL" PAVEMENT MARKING ⑧ "STOP" PAVEMENT MARKING ⑨ "AHEAD" PAVEMENT MARKING ⑩ ARROW MARKING-LEFT, RIGHT, OR STRAIGHT | <ul style="list-style-type: none"> ⑪ 6" SOLID WHITE MARKING ⑫ 6" SKIP WHITE-4' STRIPE-8' GAP (96 LF.) ⑬ "BIKE" PAVEMENT MARKING ⑭ "LANE" PAVEMENT MARKING ⑮ 8" DASH WHITE-4' STRIPE-8' GAP ⑯ 4" DASH WHITE-1' STRIPE-6' GAP |
|---|--|---|



FOR DETAILS SEE STATE OF CALIFORNIA, STANDARD PLANS, DATED JANUARY, 1988 SECTIONS A20-A, A20-B, A20-C.



Underground Service Alert
 Call: TOLL FREE
1-800-422-4133
 TWO WORKING DAYS BEFORE YOU DIG

PRIVATE ENGINEERING NOTE
 CONSTRUCTION CONTRACTOR AGREES THAT IN ACCORDANCE WITH GENERALLY ACCEPTED CONSTRUCTION PRACTICES, CONSTRUCTION CONTRACTOR WILL BE REQUIRED TO ASSUME SOLE AND COMPLETE RESPONSIBILITY FOR JOB SITE CONDITIONS DURING THE COURSE OF CONSTRUCTION OF THE PROJECT, INCLUDING SAFETY OF ALL PERSONS AND PROPERTY. THAT THIS REQUIREMENT SHALL BE MADE TO APPLY CONTINUOUSLY AND NOT BE LIMITED TO NORMAL WORKING HOURS, AND CONSTRUCTION CONTRACTOR FURTHER AGREES TO DEFEND, INDEMNIFY AND HOLD DESIGN PROFESSIONAL HARMLESS FROM ANY AND ALL LIABILITY, REAL OR ALLEGED, IN CONNECTION WITH THE PERFORMANCE OF WORK ON THIS PROJECT, EXCEPTING LIABILITY ARISING FROM THE SOLE NEGLIGENCE OF DESIGN PROFESSIONAL.

PREPARED UNDER THE DIRECTION OF:
James S. Dobbins
 JAMES S. DOBBINS T.E. 18
 EXPIRATION DATE: 3-31-92 DATE: 4-28-88
 APPROVED BY:

J.F. Davidson Associates, Inc.
 ENGINEERING PLANNING SURVEYING ARCHITECTURE LANDSCAPE ARCHITECTURE
 3880 Lemon Street, Suite 300 P.O. Box 493 Riverside, CA 92502 (714) 686-0844 FAX 714-686-5954
 11200 S. Mt. Vernon Ave., Suite "D" Colton, CA 92324 (714) 925-1082
 73-080 El Paseo, Suite 106 Palm Desert, CA 92260 (818) 345-5591 FAX 619-340-0529

SCALE: 1" = 40'-0"
 DATE: 4-19-88
 BENCH MARK: _____

MARK	REVISIONS	APPR.	DATE
DESIGNED BY: B.D.	DRAWN BY: C.M.M.	CHECKED BY:	

CITY OF RIVERSIDE, CALIFORNIA
 DEPARTMENT OF PUBLIC WORKS

APPROVED BY: _____ BY: _____ DATE: _____
 PRINCIPAL ENGINEER
 PARK DEPARTMENT: _____
 TRAFFIC DIVISION: _____
 CHIEF P.W. ENGR.

APPROVED BY: *Barry Bell*
 DIRECTOR OF PUBLIC WORKS
 DATE: 12/15/89

CFD 86-1 IMPROVEMENT AREA No. 1
 STRIPING & SIGNING PLANS
TRAUTWEIN ROAD
 HORIZ. SCALE: 1" = 40' VERT. SCALE: 1"

PROJECT NO. (R-3056)
XL-347
 SHEET 44 OF 88
 FILE NO.: 8710164