


ALESSANDRO

BOULEVARD



SIGNING, STRIPING, AND MARKING QUANTITIES

4" DASH WHITE	=	1100 L.F.
4" SOLID WHITE	=	100 L.F.
R7 &	=	1 EA.
TYPE "G" MARKERS	=	24 EA.
REFLECTIVE YELLOW PAINT-	=	15 SQ.FT.

SIGNING, STRIPING, AND MARKING LEGEND

- | | |
|--|--|
| P PAINT | ① 4" DASH WHITE-12' STRIPE-36' GAP (DETAIL 12) |
| I INSTALL | ② 4" SOLID WHITE |
| IP INSTALL SIGN AND POST | ③ 4" SOLID YELLOW (DETAIL 25) |
| IPM INSTALL RAISED PAVEMENT MARKERS | ④ 8" SOLID WHITE (DETAIL 38) |
| | ⑤ 11" DOUBLE YELLOW (DETAIL 22) |
| | ⑥ 12" SOLID WHITE |
| | ⑦ "SIGNAL" PAVEMENT MARKING |
| | ⑧ "STOP" PAVEMENT MARKING |
| | ⑨ "AHEAD" PAVEMENT MARKING |
| | ⑩ ARROW MARKING-LEFT, RIGHT, OR STRAIGHT |
| | ⑪ 6" SOLID WHITE MARKING |
| | ⑫ 6" SKIP WHITE-4' STRIPE-8' GAP |
| | ⑬ "BIKE" PAVEMENT MARKING |
| | ⑭ "LANE" PAVEMENT MARKING |
| | ⑮ 8" DASH WHITE-4' STRIPE-8' GAP |
| | ⑯ 4" DASH WHITE-1' STRIPE-6' GAP |

FOR DETAILS SEE STATE OF CALIFORNIA, STANDARD PLANS, DATED JANUARY, 1988 SECTIONS A20-A, A20-B, A20-C.

Underground Service Alert




Call: TOLL FREE
1-800
422-4133

TWO WORKING DAYS BEFORE YOU DIG

PRIVATE ENGINEERING NOTE

CONSTRUCTION CONTRACTOR AGREES THAT IN ACCORDANCE WITH GENERALLY ACCEPTED CONSTRUCTION PRACTICES CONSTRUCTION CONTRACTOR WILL BE REQUIRED TO ASSUME SOLE AND COMPLETE RESPONSIBILITY FOR JOB SITE CONDITIONS DURING THE COURSE OF CONSTRUCTION OF THE PROJECT, INCLUDING SAFETY OF ALL PERSONS AND PROPERTY; THAT THIS REQUIREMENT SHALL BE MADE TO APPLY CONTINUOUSLY AND NOT BE LIMITED TO NORMAL WORKING HOURS, AND CONSTRUCTION CONTRACTOR FURTHER AGREES TO DEFEND, INDEMNIFY AND HOLD DESIGN PROFESSIONAL HARMLESS FROM ANY AND ALL LIABILITY, REAL OR ALLEGED, IN CONNECTION WITH THE PERFORMANCE OF WORK ON THIS PROJECT, EXCEPTING LIABILITY ARISING FROM THE SOLE NEGLIGENCE OF DESIGN PROFESSIONAL.



PREPARED UNDER THE DIRECTION OF
James B. Dobbins
JAMES B. DOBBINS
EXPIRATION DATE: 3-31-92 DATE: 4-28-89

APPROVED BY:



J.F. Davidson Associates, Inc.
ENGINEERING PLANNING SURVEYING ARCHITECTURE LANDSCAPE ARCHITECTURE
3880 Lemon Street, Suite 300 11200 S. Mt. Vernon Ave., Suite "D" 73-080 El Paseo, Suite 106
P.O. Box 493 Colton, CA 92324 Palm Desert, CA 92260
Riverside, CA 92502 (913) 348-9891
(714) 886-0844 (714) 825-1082 FAX 619-340-0529
FAX 714-686-8954

SCALE: 1" = 40'-0"
DATE: 4-19-88

BENCH MARK:

MARK REVISIONS APPR. DATE
DESIGNED BY B.D. DRAWN BY C.M.M. CHECKED BY

CITY OF RIVERSIDE, CALIFORNIA
DEPARTMENT OF PUBLIC WORKS

APPROVED BY	BY	DATE	APPROVED BY
PRINCIPAL ENGINEER	<i>[Signature]</i>	4/19/88	DIRECTOR OF PUBLIC WORKS
PARK DEPARTMENT	<i>[Signature]</i>	4/19/88	<i>Barry Bed</i>
TRAFFIC DIVISION	<i>[Signature]</i>	4/19/88	DATE 12/15/69
CHIEF P.W. ENGR.	<i>[Signature]</i>	4/19/88	

CFD 86-1 IMPROVEMENT AREA No. 1
STRIPING & SIGNING PLANS

ALESSANDRO BLVD.

HORIZ. SCALE: 1"=40' VERT. SCALE: 1"

PROJECT NO.

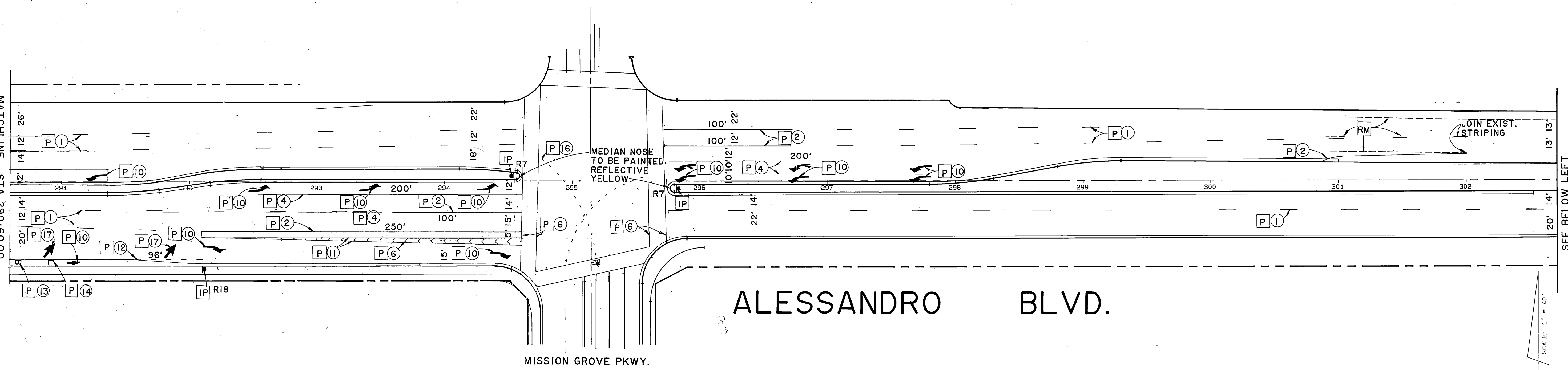
(R-3056)
XL-348

SHEET 50 OF 88

FILE NO.: 8710164

INDEXED 7-24-90 4H

MATCHLINE STA. 290+60.00
SEE SHEET NO. 48



SEE BELOW LEFT

ALESSANDRO BLVD.

MISSION GROVE PKWY.

SIGNING STRIPING AND MARKING QUANTITIES

12" SOLID WHITE	= 850 L.F.
4" DASH WHITE-12' STRIPE-36' GAP	= 5370 L.F.
4" SOLID WHITE TYPE "G" MARKER @ 24' O.C.	= 670 L.F.
8" SOLID WHITE (DETAIL 38)	= 600 L.F.
"ARROW" PAVEMENT MARKING	= 15 EA.
"BIKE" PAVEMENT MARKING	= 1 EA.
"LANE" PAVEMENT MARKING	= 1 EA.
TYPE "G" MARKER	= 180 EA.
TYPE "D" MARKER	= 55 EA.
R18-I & POST	= 1 EA.
R7 & POST	= 2 EA.

REMOVAL SIGNING, STRIPING, AND MARKING QUANTITIES

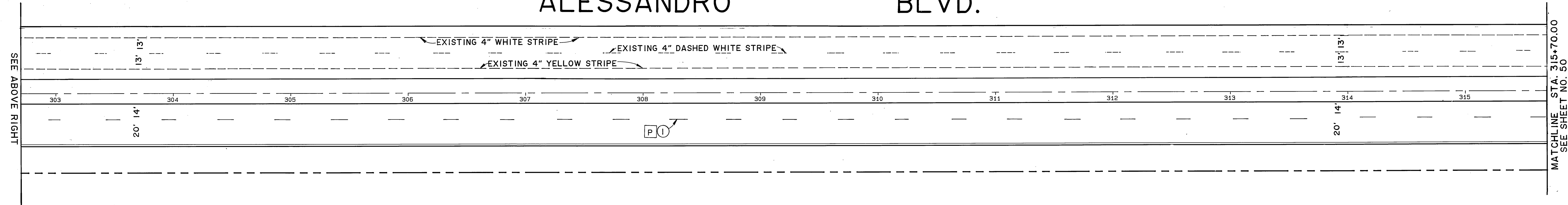
4" DASH WHITE	= 72 L.F.
4" SOLID WHITE	= 110' L.F.
TYPE "G" MARKER	= 10 EA.

SIGNING, STRIPING, AND MARKING LEGEND

P PAINT	① 4" DASH WHITE-12' STRIPE-36' GAP (DETAIL 12)	⑪ 6" SOLID WHITE MARKING
I INSTALL	② 4" SOLID WHITE & TYPE "G" MARKER @ 24' O.C.	⑫ 6" SKIP WHITE-4' STRIPE-8' GAP (96 L.F.)
IP INSTALL SIGN AND POST	③ 4" SOLID YELLOW (DETAIL 25)	⑬ "BIKE" PAVEMENT MARKING
IPM INSTALL RAISED PAVEMENT MARKERS	④ 8" SOLID WHITE (DETAIL 38)	⑭ "LANE" PAVEMENT MARKING
IS INSTALL SIGN	⑤ 11" DOUBLE YELLOW (DETAIL 22)	⑮ 8" DASH WHITE-4' STRIPE-8' GAP
RM REMOVE PAVEMENT MARKING	⑥ 12" SOLID WHITE	⑯ 4" DASH WHITE-1' STRIPE-6' GAP
	⑦ "SIGNAL" PAVEMENT MARKING	⑰ LANE DROP ARROW
	⑧ "STOP" PAVEMENT MARKING	
	⑨ "AHEAD" PAVEMENT MARKING	
	⑩ ARROW MARKING-LEFT, RIGHT, OR STRAIGHT	

FOR DETAILS SEE STATE OF CALIFORNIA, STANDARD PLANS, DATED JANUARY, 1988 SECTIONS A20-A, A20-B, A20-C.

ALESSANDRO BLVD.




SEE ABOVE RIGHT

MATCHLINE STA. 315+70.00
SEE SHEET NO. 50

Underground Service Alert
Call: TOLL FREE
1-800
422-4133
TWO WORKING DAYS BEFORE YOU DIG

PRIVATE ENGINEERING NOTE
CONSTRUCTION CONTRACTOR AGREES THAT IN ACCORDANCE WITH GENERALLY ACCEPTED CONSTRUCTION PRACTICES CONSTRUCTION CONTRACTOR WILL BE REQUIRED TO ASSUME SOLE AND COMPLETE RESPONSIBILITY FOR JOB SITE CONDITIONS DURING THE COURSE OF CONSTRUCTION OF THE PROJECT, INCLUDING SAFETY OF ALL PERSONS AND PROPERTY THAT THIS REQUIREMENT SHALL BE MADE TO APPLY CONTINUOUSLY AND NOT BE LIMITED TO NORMAL WORKING HOURS, AND CONSTRUCTION CONTRACTOR FURTHER AGREES TO DEFEND, INDEMNIFY AND HOLD DESIGN PROFESSIONAL HARMLESS FROM ANY AND ALL LIABILITY, REAL OR ALLEGED, IN CONNECTION WITH THE PERFORMANCE OF WORK ON THIS PROJECT EXCEPTING LIABILITY ARISING FROM THE SOLE NEGLIGENCE OF DESIGN PROFESSIONAL.



PREPARED UNDER THE DIRECTION OF
James B. Dobbins
JAMES B. DOBBINS T.E. 18
EXPIRATION DATE: 3-31-92 DATE: 4-28-89
APPROVED BY:

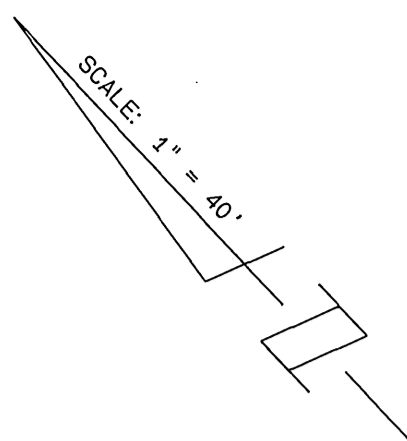
J.F. Davidson Associates, Inc.
ENGINEERING PLANNING SURVEYING ARCHITECTURE LANDSCAPE ARCHITECTURE
3880 Lemon Street, Suite 300 P.O. Box 493 Riverside, CA 92502 (714) 886-0844 FAX 714-889-9954
11200 S. Mt. Vernon Ave., Suite "D" Colton, CA 92324 (913) 346-6691 FAX 619-340-0529
SCALE: 1" = 40'-0"
DATE: 4-19-88

MARK	REVISIONS	APPR.	DATE
DESIGNED BY: B.D.		DRAWN BY: C.M.M.	
CHECKED BY:		DATE: 4/15/89	

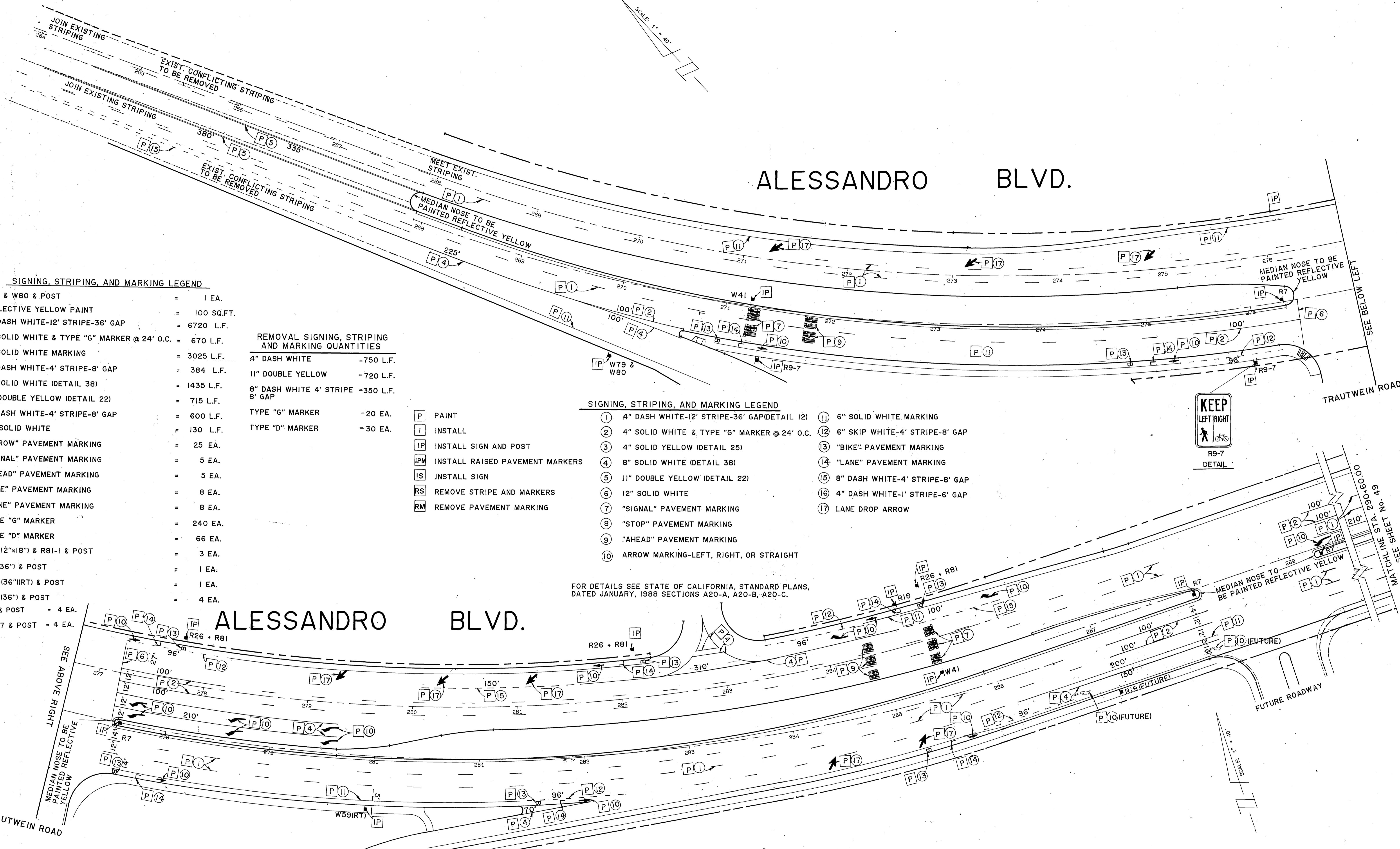
CITY OF RIVERSIDE, CALIFORNIA
DEPARTMENT OF PUBLIC WORKS
APPROVED BY: *Darryl Beck*
PRINCIPAL ENGINEER
PARK DEPARTMENT
TRAFFIC DIVISION
CHIEF P.W. ENGR.
DATE: 4/15/89

CFD 86-1 IMPROVEMENT AREA No. 1
STRIPING & SIGNING PLANS
ALESSANDRO BLVD.
HORIZ. SCALE: 1"=40' VERT. SCALE: 1"

PROJECT NO. (R-3056)
XL-348
SHEET 49 OF 88
FILE NO.: 8710164



ALESSANDRO BLVD.



SIGNING, STRIPING, AND MARKING LEGEND

W79 & W80 & POST	= 1 EA.
REFLECTIVE YELLOW PAINT	= 100 SQ.FT.
4" DASH WHITE-12' STRIPE-36' GAP	= 6720 L.F.
4" SOLID WHITE & TYPE "G" MARKER @ 24' O.C.	= 670 L.F.
6" SOLID WHITE MARKING	= 3025 L.F.
6" DASH WHITE-4' STRIPE-8' GAP	= 384 L.F.
8" SOLID WHITE (DETAIL 38)	= 1435 L.F.
11" DOUBLE YELLOW (DETAIL 22)	= 715 L.F.
8" DASH WHITE-4' STRIPE-8' GAP	= 600 L.F.
12" SOLID WHITE	= 130 L.F.
"ARROW" PAVEMENT MARKING	= 25 EA.
"SIGNAL" PAVEMENT MARKING	= 5 EA.
"AHEAD" PAVEMENT MARKING	= 5 EA.
"BIKE" PAVEMENT MARKING	= 8 EA.
"LANE" PAVEMENT MARKING	= 8 EA.
TYPE "G" MARKER	= 240 EA.
TYPE "D" MARKER	= 66 EA.
R26(12"x18") & R81-1 & POST	= 3 EA.
R18(36") & POST	= 1 EA.
W59(36") (RT) & POST	= 1 EA.
W41(36") & POST	= 4 EA.
R7 & POST	= 4 EA.
R9-7 & POST	= 4 EA.

REMOVAL SIGNING, STRIPING AND MARKING QUANTITIES

4" DASH WHITE	= 750 L.F.
11" DOUBLE YELLOW	= 720 L.F.
8" DASH WHITE 4' STRIPE 8' GAP	= 350 L.F.
TYPE "G" MARKER	= 20 EA.
TYPE "D" MARKER	= 30 EA.

SIGNING, STRIPING, AND MARKING LEGEND


① 4" DASH WHITE-12' STRIPE-36' GAP (DETAIL 12)	⑪ 6" SOLID WHITE MARKING
② 4" SOLID WHITE & TYPE "G" MARKER @ 24' O.C.	⑫ 6" SKIP WHITE-4' STRIPE-8' GAP
③ 4" SOLID YELLOW (DETAIL 25)	⑬ "BIKE" PAVEMENT MARKING
④ 8" SOLID WHITE (DETAIL 38)	⑭ "LANE" PAVEMENT MARKING
⑤ 11" DOUBLE YELLOW (DETAIL 22)	⑮ 8" DASH WHITE-4' STRIPE-8' GAP
⑥ 12" SOLID WHITE	⑯ 4" DASH WHITE-1' STRIPE-6' GAP
⑦ "SIGNAL" PAVEMENT MARKING	⑰ LANE DROP ARROW
⑧ "STOP" PAVEMENT MARKING	
⑨ "AHEAD" PAVEMENT MARKING	
⑩ ARROW MARKING-LEFT, RIGHT, OR STRAIGHT	

FOR DETAILS SEE STATE OF CALIFORNIA, STANDARD PLANS, DATED JANUARY, 1988 SECTIONS A20-A, A20-B, A20-C.

Underground Service Alert

 Call: TOLL FREE
1-800-422-4133
 TWO WORKING DAYS BEFORE YOU DIG

PRIVATE ENGINEERING NOTE
 CONSTRUCTION CONTRACTOR AGREES THAT IN ACCORDANCE WITH GENERALLY ACCEPTED CONSTRUCTION PRACTICES, CONSTRUCTION CONTRACTOR WILL BE REQUIRED TO ASSUME SOLE AND COMPLETE RESPONSIBILITY FOR JOB SITE CONDITIONS DURING THE COURSE OF CONSTRUCTION OF THE PROJECT, INCLUDING SAFETY OF ALL PERSONS AND PROPERTY; THAT THIS REQUIREMENT SHALL BE MADE TO APPLY CONTINUOUSLY AND NOT BE LIMITED TO NORMAL WORKING HOURS, AND CONSTRUCTION CONTRACTOR FURTHER AGREES TO DEFEND, INDEMNIFY AND HOLD DESIGN PROFESSIONAL HARMLESS FROM ANY AND ALL LIABILITY, REAL OR ALLEGED, IN CONNECTION WITH THE PERFORMANCE OF WORK ON THIS PROJECT, EXCEPTING LIABILITY ARISING FROM THE SOLE NEGLIGENCE OF DESIGN PROFESSIONAL.



PREPARED UNDER THE DIRECTION OF:
James B. Dobbins
 JAMES B. DOBBINS T.E. 18
 EXPIRATION DATE: 3-31-92 DATE: 4-28-89
 APPROVED BY:

J.F. Davidson Associates, Inc.
 ENGINEERING PLANNING SURVEYING ARCHITECTURE LANDSCAPE ARCHITECTURE
 3880 Lemon Street, Suite 300 11200 S. Mt. Vernon Ave., Suite "D" 73-080 El Paseo, Suite 106
 P.O. Box 493 Riverside, CA 92502 Palm Desert, CA 92260
 (714) 886-0844 (714) 825-1082 (818) 346-6991
 FAX 714-886-9954 FAX 818-340-0529

SCALE: 1" = 40'-0"
 DATE: 4-19-88

MARK	REVISIONS	APPR.	DATE
DESIGNED BY B.D.	DRAWN BY C.M.M.	CHECKED BY	

CITY OF RIVERSIDE, CALIFORNIA
 DEPARTMENT OF PUBLIC WORKS

APPROVED BY: *Barry Bell*
 PRINCIPAL ENGINEER
 PARK DEPARTMENT
 TRAFFIC DIVISION
 CHIEF P.W. ENGR.
 DATE: 12/15/89

CFD 86-1 IMPROVEMENT AREA No. 1
 STRIPING & SIGNING PLANS
ALESSANDRO BLVD.
 HORIZ. SCALE: 1" = 40' VERT. SCALE: 1"

PROJECT NO.
(R-3056)
XL-348
 SHEET 48 OF 88
 FILE NO.: 8710164