


G83-1

Mounted on steel cantilever post.  
See appropriate Std. Plans.


LEGEND NOTES: Letters are 13.3" U.C.; 10" L.C.



G86-1  
(Minimum)

Mounted on wood posts. See  
appropriate Std. Plans.


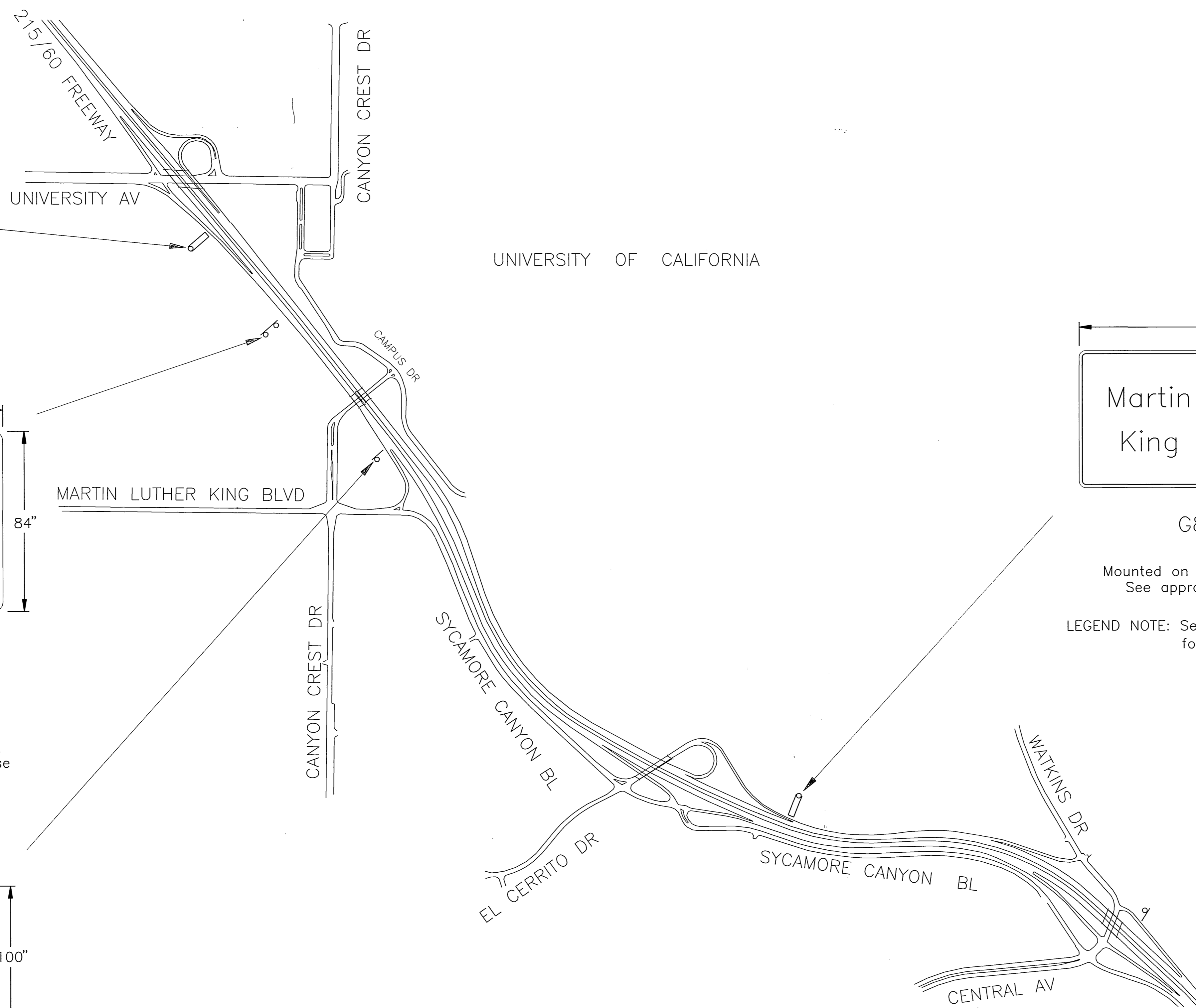
LEGEND NOTE: See Caltrans specifications sheet  
for sign panel legend details. Use  
G86-5 layout for G86-1.



G85-1

Mounted on steel post.  
See appropriate Std. Plans.

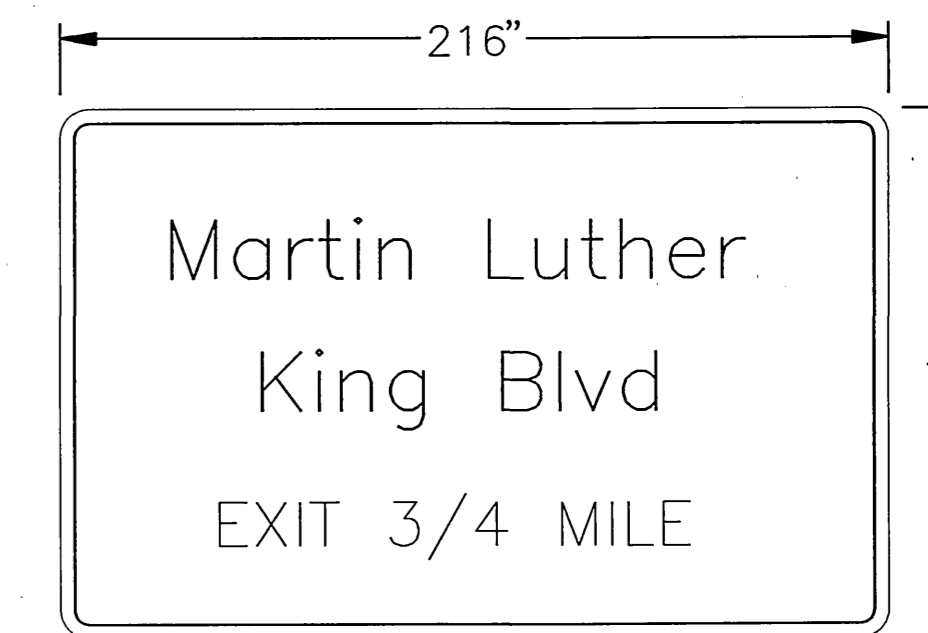
LEGEND NOTE: See Caltrans specifications sheet  
for sign panel legend details.



G85-1

Mounted on steel cantilever post.  
See appropriate Std. Plans.

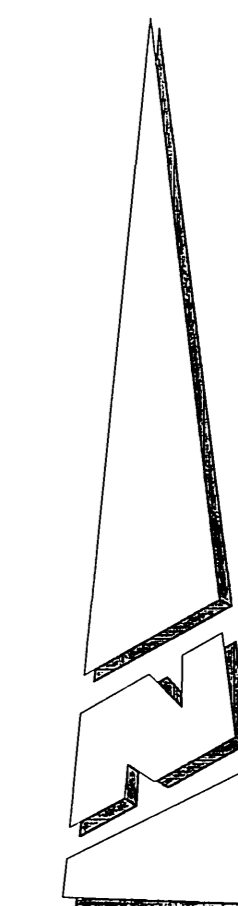
LEGEND NOTE: See Caltrans specifications sheet  
for sign panel legend details.



G83-1

Mounted on steel post.  
See appropriate Std. Plans.

LEGEND NOTES: Letters are 13.3" U.C.; 10" L.C.



ENCROACHMENT PERMIT NO: 08-95-6-DP-1034

	ENGINEER IN RESPONSIBLE CHARGE		CITY OF RIVERSIDE, CALIFORNIA DEPARTMENT OF PUBLIC WORKS		SR-60/1-215 GUIDE SIGN REPLACEMENT @ VARIOUS LOCATIONS	ACCT. NO. 0230-541600-440223-35041 XL-370 SHEET 1 OF 1 FILE NAME: XL370.DWG
	RICHARD D. McGRATH R.C.E. No. 31952 expires 12-31-96 DATE 11-7-95	DESIGNED BY <i>JMD</i> DRAWN BY MAC CHECKED BY	APPROVED BY _____ BY DATE _____ PRINCIPAL ENGINEER _____ P.W. INSPECTION _____ TRAFFIC DIVISION _____ CHIEF P.W. ENGR. _____ PUBLIC UTILITIES _____	APPROVED BY <i>Dawn Paul</i> DIRECTOR OF PUBLIC WORKS DATE 11/3/95		